



US00D989512S

(12) **United States Design Patent** (10) **Patent No.:** **US D989,512 S**
Oesterle et al. (45) **Date of Patent:** **** Jun. 20, 2023**

(54) **BATHROOM ACCESSORY CONTAINER**

(71) Applicant: **HANSGROHE SE**, Schiltach (DE)

(72) Inventors: **Matthias Oesterle**, Winterbach (DE);
Marco Flaig, Stuttgart (DE)

(73) Assignee: **Hansgrohe SE**, Schiltach (DE)

(**) Term: **15 Years**

(21) Appl. No.: **29/778,654**

(22) Filed: **Apr. 14, 2021**

(51) **LOC (14) Cl.** **06-04**

(52) **U.S. Cl.**
USPC **D6/553**; D6/525

(58) **Field of Classification Search**
USPC D6/553, 512-514, 525, 524, 536, 540,
D6/566; 211/13.1, 74, 71.01, 86.01, 75,
211/126.1, 133.5, 181.1, 134; D3/304
CPC A47K 17/00; A47K 3/281; A47K 3/001;
B23P 17/04; A47B 57/265; A47B 57/565;
A47B 57/26

See application file for complete search history.

(56) **References Cited**

U.S. PATENT DOCUMENTS

D287,321 S *	12/1986	Bussell	D6/536
D332,543 S *	1/1993	Crook	D6/540
D332,850 S *	1/1993	Brussing	D34/1
D337,682 S *	7/1993	Crook	D6/536
D362,780 S *	10/1995	Hampshire	D6/567
D379,890 S *	6/1997	Hampshire	D6/525
D379,891 S *	6/1997	Hampshire	D6/525
D417,574 S *	12/1999	Ludwig	D6/536
D451,986 S	12/2001	Marshall et al.		
D483,587 S *	12/2003	Snell	D6/525
D507,917 S *	8/2005	Valdez	D6/513
D512,255 S *	12/2005	Snell	D6/567
D532,235 S *	11/2006	Snell	D6/567
D623,817 S *	9/2010	Yang	D34/7

D642,841 S *	8/2011	Dretzka	D6/553
D701,394 S *	3/2014	Lin	D6/534
D726,446 S *	4/2015	Tollasepp	D6/553
D727,654 S *	4/2015	Tollasepp	D6/553
D731,187 S *	6/2015	Thompson	D3/315
D757,458 S *	5/2016	Snell	D6/536
D774,762 S *	12/2016	Aller	D3/304

(Continued)

FOREIGN PATENT DOCUMENTS

CN	302682031 S	12/2013
CN	304510140	2/2018

(Continued)

OTHER PUBLICATIONS

Hansgrohe website, WallStoris Storage Basket-Deep, Nov. 19, 2023, <https://www.hansgrohe-usa.com/articledetail-wallstoris-storage-basket-deep--27912670> (Year: 2023).*

Primary Examiner — Nathan M Johnston

(74) *Attorney, Agent, or Firm* — Lora J. Graentzdoerffer

(57) **CLAIM**

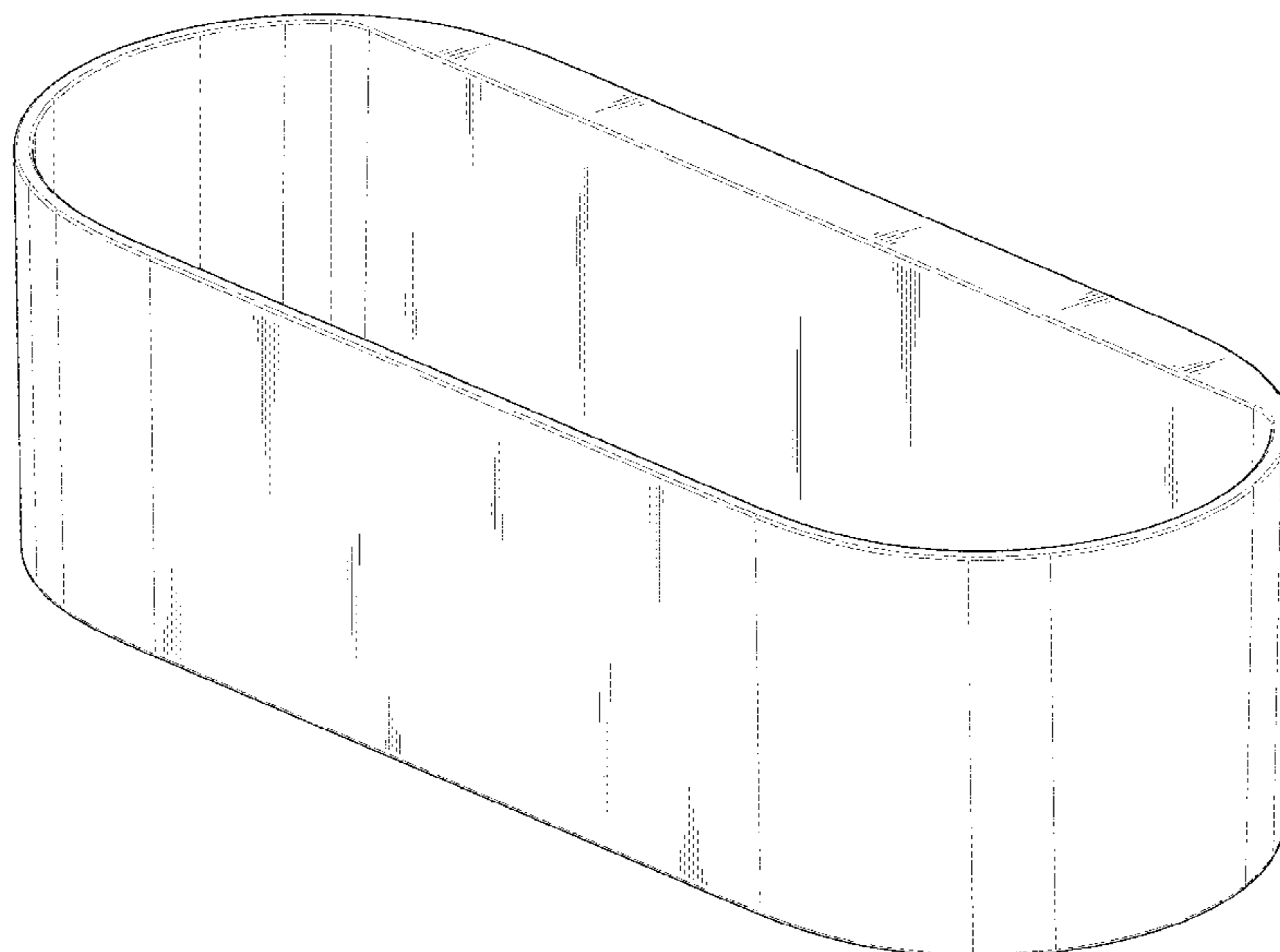
The ornamental design for a bathroom accessory container, as shown and described.

DESCRIPTION

FIG. 1 is a perspective view of a bathroom accessory container showing our design; FIG. 2 is a front elevational view; FIG. 3 is a rear elevational view; FIG. 4 is a side elevational view; FIG. 5 is a side elevational view; FIG. 6 is a top plan view; and, FIG. 7 is a bottom plan view.

The broken-line disclosures in the drawings represent portions of a bathroom accessory container that form no part of the claimed design.

1 Claim, 7 Drawing Sheets



(56)

References Cited

U.S. PATENT DOCUMENTS

D775,465 S *	1/2017	Aller	D3/304
D781,069 S *	3/2017	Marshall	D6/553
D838,117 S *	1/2019	Archila	D6/525
D845,027 S *	4/2019	Corona	D6/553
D890,547 S *	7/2020	Coleman	D6/525
D968,839 S *	11/2022	Elliott	D32/55

FOREIGN PATENT DOCUMENTS

DE	402016200952-0006	11/2016
EM	002453043-0002	9/2014
WO	D096253-029	6/2017

* cited by examiner

FIG. 1

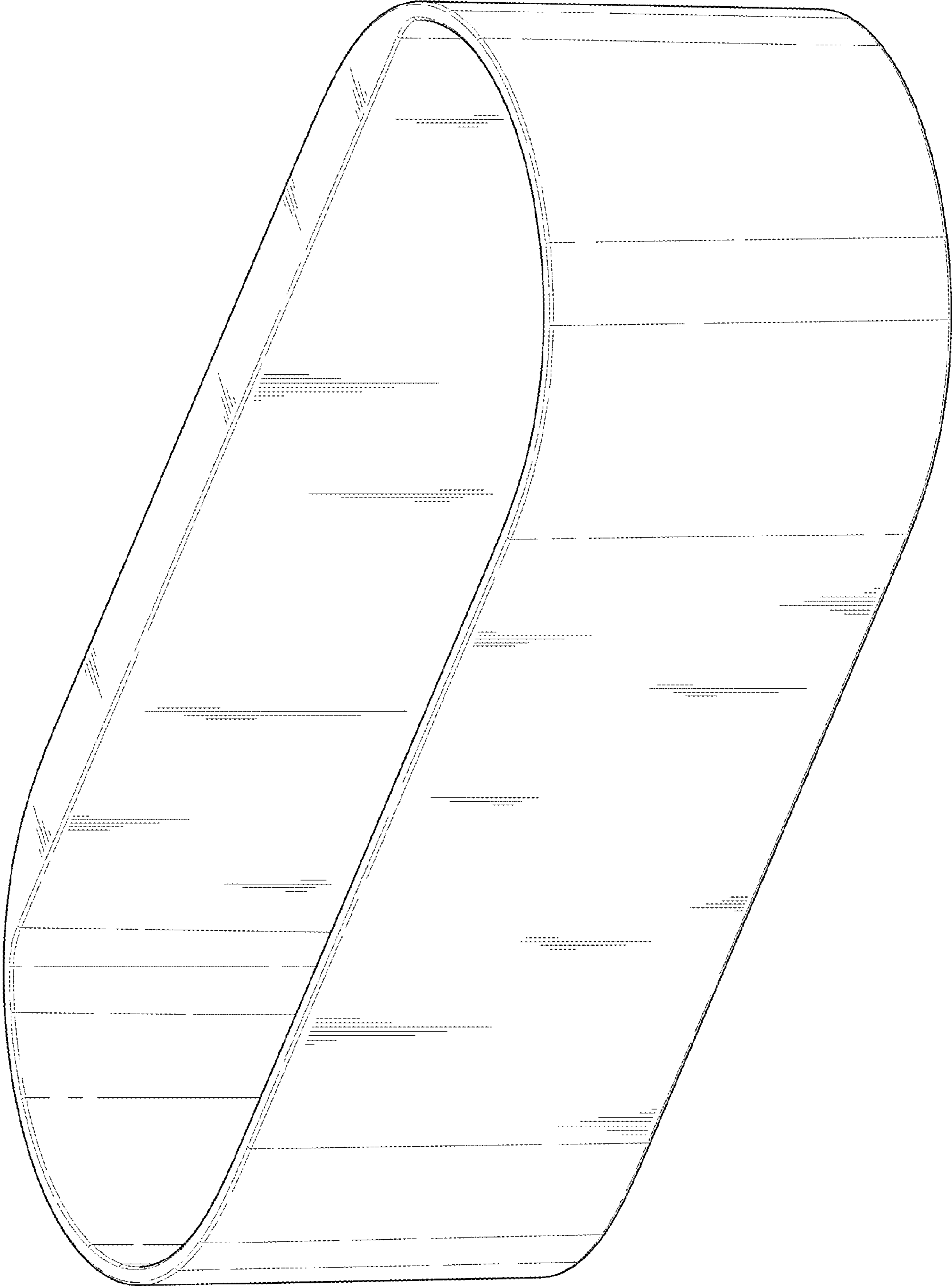


FIG. 2




FIG. 3

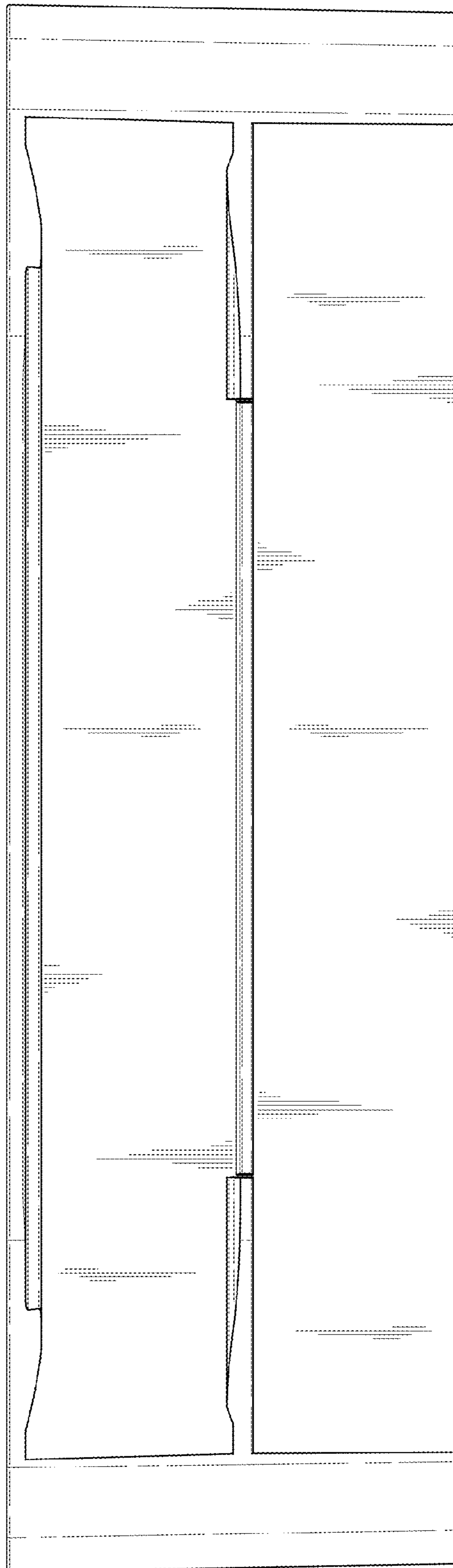


FIG. 4




FIG. 5




FIG. 6




FIG. 7

