



US00D989508S

(12) **United States Design Patent** (10) **Patent No.:** **US D989,508 S**
Sulik et al. (45) **Date of Patent:** **** Jun. 20, 2023**

(54) **ROLL TOWEL DISPENSER LOCKOUT**

FOREIGN PATENT DOCUMENTS

(71) Applicant: **San Jamar, Inc.**, Elkhorn, WI (US)

CA 162614 * 3/2016
CA 173211 * 12/2017

(72) Inventors: **Jarod Sulik**, Elkhorn, WI (US); **Bernie Ziebart**, Pewaukee, WI (US)

(Continued)

(**) Term: **15 Years**

OTHER PUBLICATIONS

(21) Appl. No.: **29/749,395**

CQ893-67009 Spindle Hub End Cap Blue+Black for HP DesignJet T520 T120 T730 T830 Pojan Compatible <https://a.co/d/eDhwvjn>, May 17, 2019 (Year: 2019).*

(22) Filed: **Sep. 4, 2020**

(Continued)

Related U.S. Application Data

(62) Division of application No. 29/685,481, filed on Mar. 28, 2019, now Pat. No. Des. 899,806.

Primary Examiner — Jennifer L Rempfer

Assistant Examiner — Bethany Louise Mallino

(51) **LOC (14) Cl.** **20-08**

(74) *Attorney, Agent, or Firm* — Boyle Fredrickson S.C.

(52) **U.S. Cl.**

(57) **CLAIM**

USPC **D6/518**

The ornamental design for a roll towel dispenser lockout, as shown and described.

(58) **Field of Classification Search**

USPC D6/514–523, 542–545, 553, 567, 574; D7/590, 637; D8/382

CPC A47K 2010/3266; A47K 2010/3206; A47K 2010/3233; A47K 2010/3273; A47K 2010/3863; A47K 10/16; A47K 10/22;

A47K 10/24; A47K 10/40; A47K 17/003; B25F 5/001; B23Q 11/0092; B23Q 16/04;

B23Q 5/20; Y10T 292/59; Y10T 409/309912; Y10T 74/1494

See application file for complete search history.

DESCRIPTION

FIG. 1 is a perspective view of a roll towel dispenser lockout incorporating our new design, viewed from in front of, above, and from the left side thereof;

FIG. 2 is an exploded perspective view thereof viewed from in front of, above, and the left side;

FIG. 3 is an exploded perspective view of thereof viewed from in front of, above, and the right side;

FIG. 4 is a left side elevation view thereof;

FIG. 5 is a right side elevation view thereof;

FIG. 6 is a front elevation view thereof;

FIG. 7 is a rear elevation view thereof;

FIG. 8 is a top plan view thereof; and,

FIG. 9 is a bottom plan view thereof.

The broken lines shown in the drawings represent portions of the roll towel dispenser lockout that form no part of the claimed design.

(56) **References Cited**

U.S. PATENT DOCUMENTS

840,702 A * 1/1907 Maloney B65H 23/08
242/594.6

1,716,812 A 6/1929 Ball

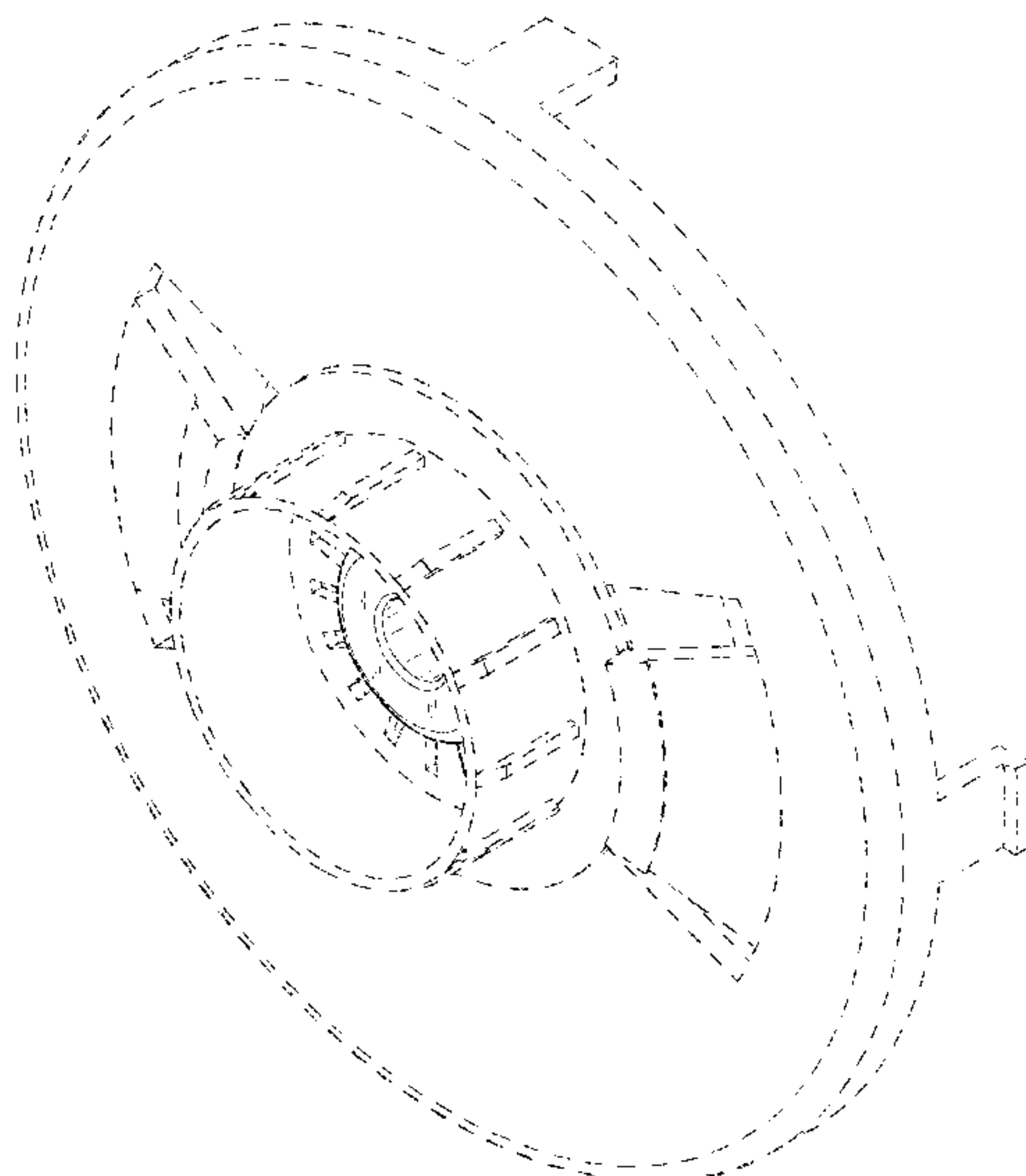
2,273,844 A * 2/1942 Drissner B23Q 1/28
451/559

3,196,644 A * 7/1965 Russell E05B 55/005
292/352

D215,945 S * 11/1969 La Fara D9/434

(Continued)

1 Claim, 9 Drawing Sheets



(56)

References Cited

U.S. PATENT DOCUMENTS

3,552,669 A 1/1971 Earnest
 4,108,482 A * 8/1978 Dietrich E05C 1/16
 292/336.5
 4,108,513 A 8/1978 Lander
 4,557,426 A 12/1985 Siciliano
 D296,173 S * 6/1988 Iwarsson D6/518
 D340,822 S * 11/1993 Morand D6/522
 5,301,526 A * 4/1994 Fann E05B 55/005
 70/216
 5,310,129 A 5/1994 Whittington et al.
 D347,534 S * 6/1994 Gottselig D6/522
 5,636,812 A 6/1997 Conner et al.
 6,491,251 B1 12/2002 Stanland et al.
 D480,640 S * 10/2003 Oyama D24/129
 6,648,267 B2 11/2003 Stanland et al.
 7,014,140 B2 3/2006 Elliott et al.
 7,044,419 B2 5/2006 Moore
 7,114,676 B2 10/2006 Elliott et al.
 D543,402 S * 5/2007 Goeking D6/520
 D543,745 S * 6/2007 Goeking D6/520
 D556,482 S * 12/2007 Goeking D6/520
 7,461,810 B2 12/2008 Goeking et al.
 8,356,767 B2 1/2013 Formon et al.

8,479,957 B2 7/2013 Ophardt
 8,844,330 B2 * 9/2014 Moon E05B 13/04
 292/336.3
 9,480,372 B1 * 11/2016 Taylor A47K 10/42
 D827,130 S * 8/2018 Penttilä D24/129
 D899,806 S * 10/2020 Sulik D6/518
 D940,571 S * 1/2022 Taylor D9/504
 11,224,314 B2 * 1/2022 Albrecht A47K 10/38
 2010/0224382 A1 * 9/2010 Leong B25F 5/001
 173/164

FOREIGN PATENT DOCUMENTS

CA 198340 * 11/2022
 EP 1064876 B1 3/2005
 KR 300592901.0000 * 3/2011

OTHER PUBLICATIONS

Parker: Manual Air Control Valve: 1/8 in Valve Port Size, NPT, Button/Spring, 150 psi, <https://www.grainger.com/product/PARKER-Manual-Air-Control-Valve-1-3FEA4>, TinEye located on Dec. 5, 2015 (Year: 2015).*

* cited by examiner

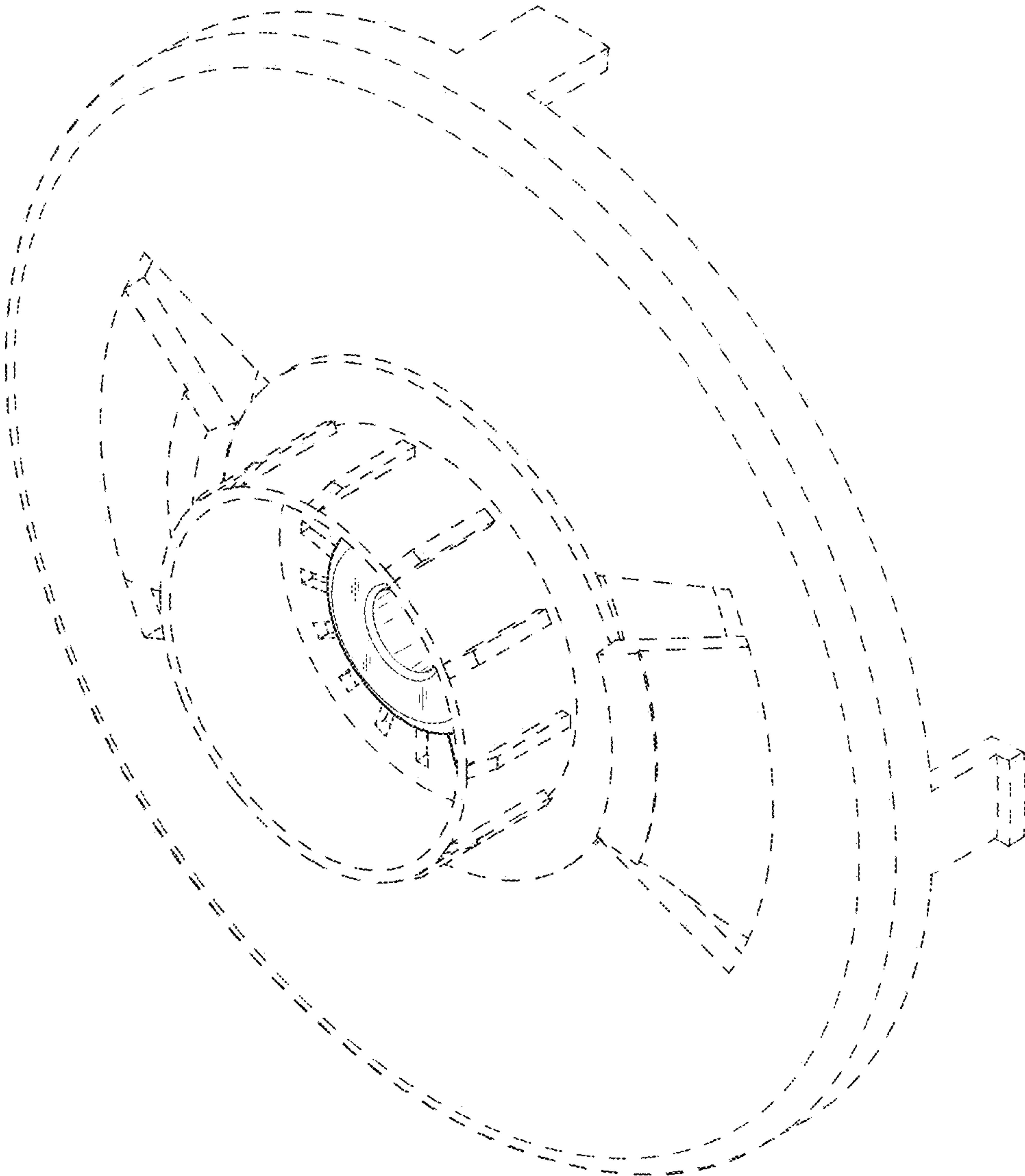


FIG.1

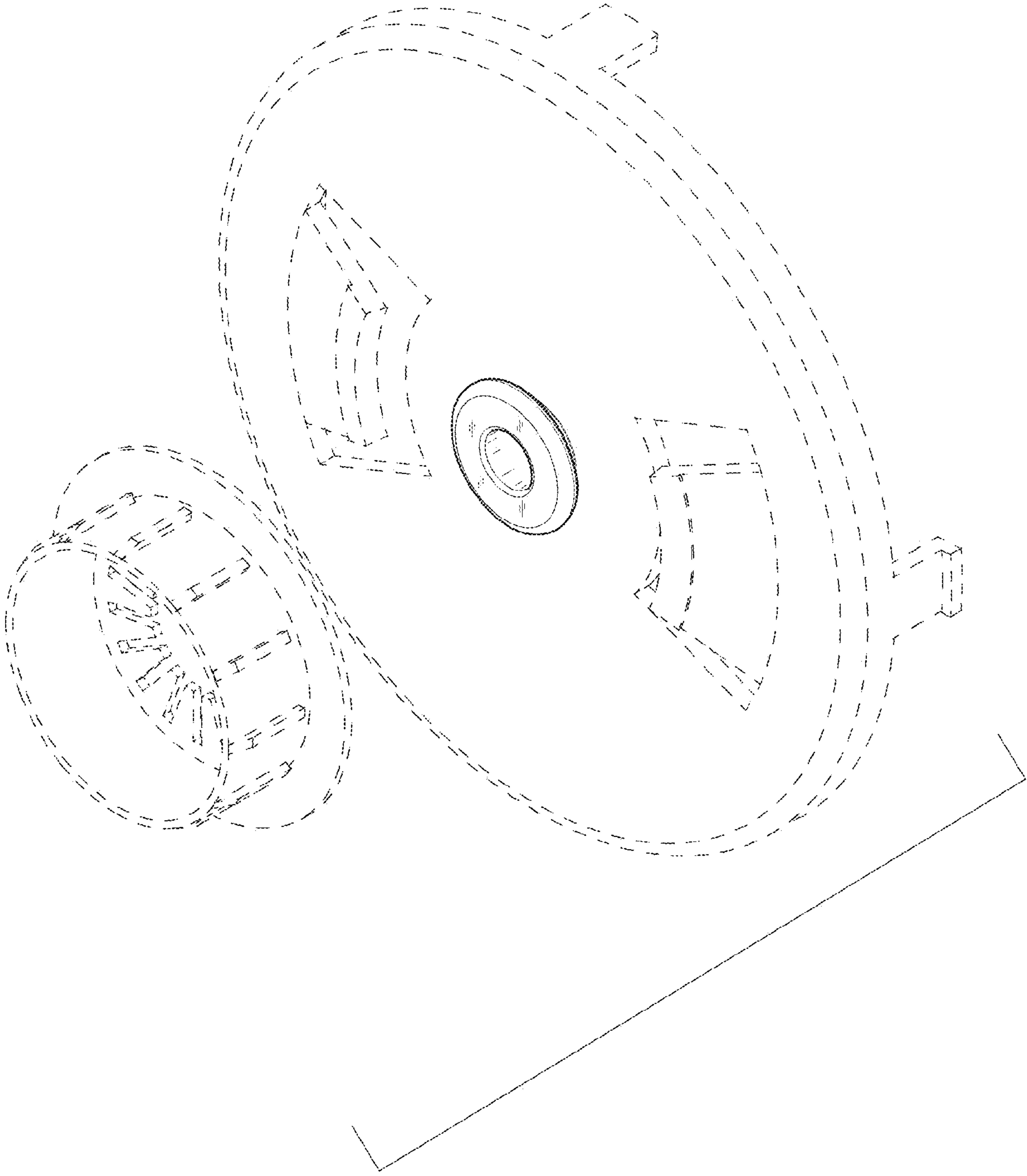


FIG.2

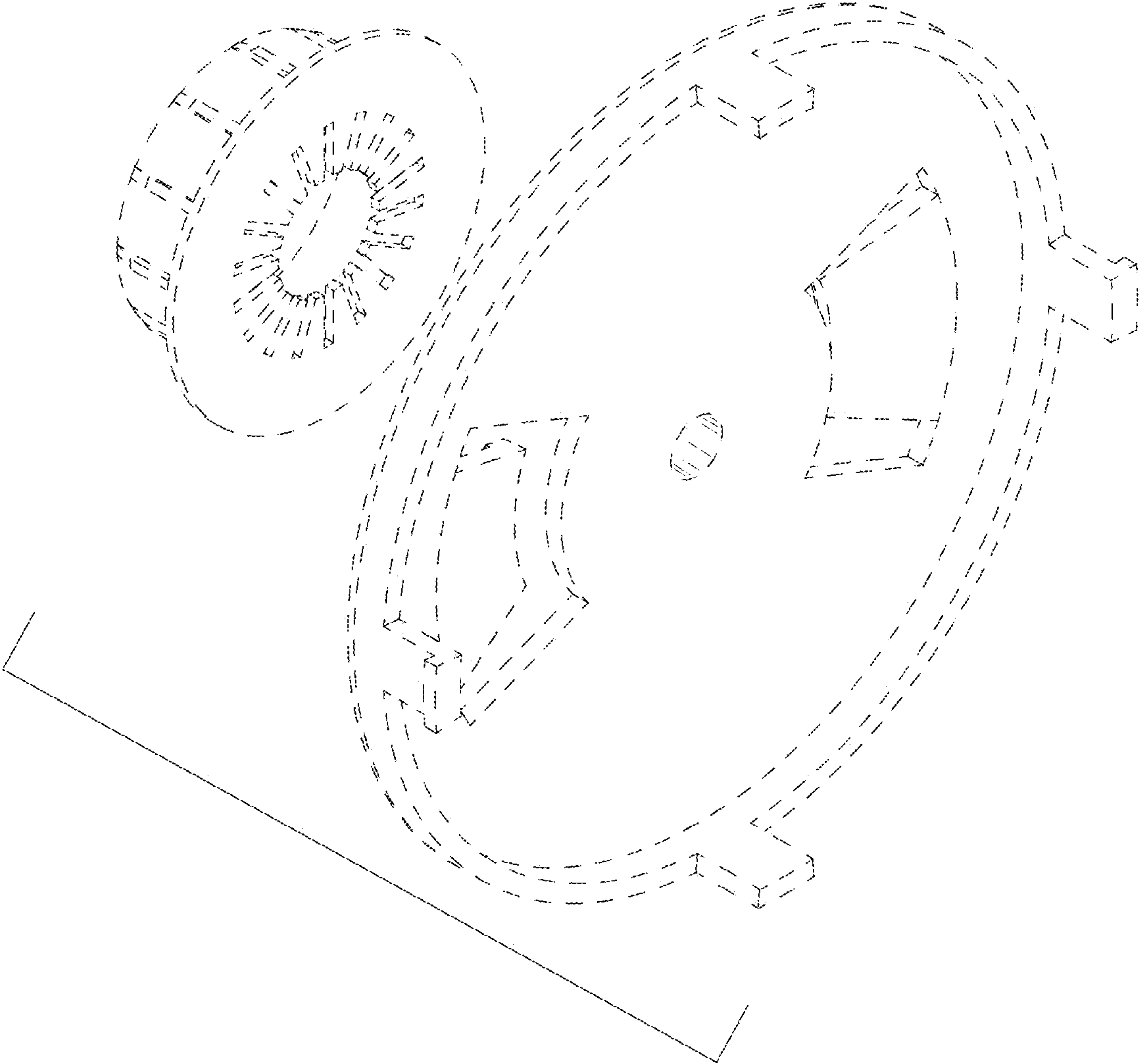


FIG.3

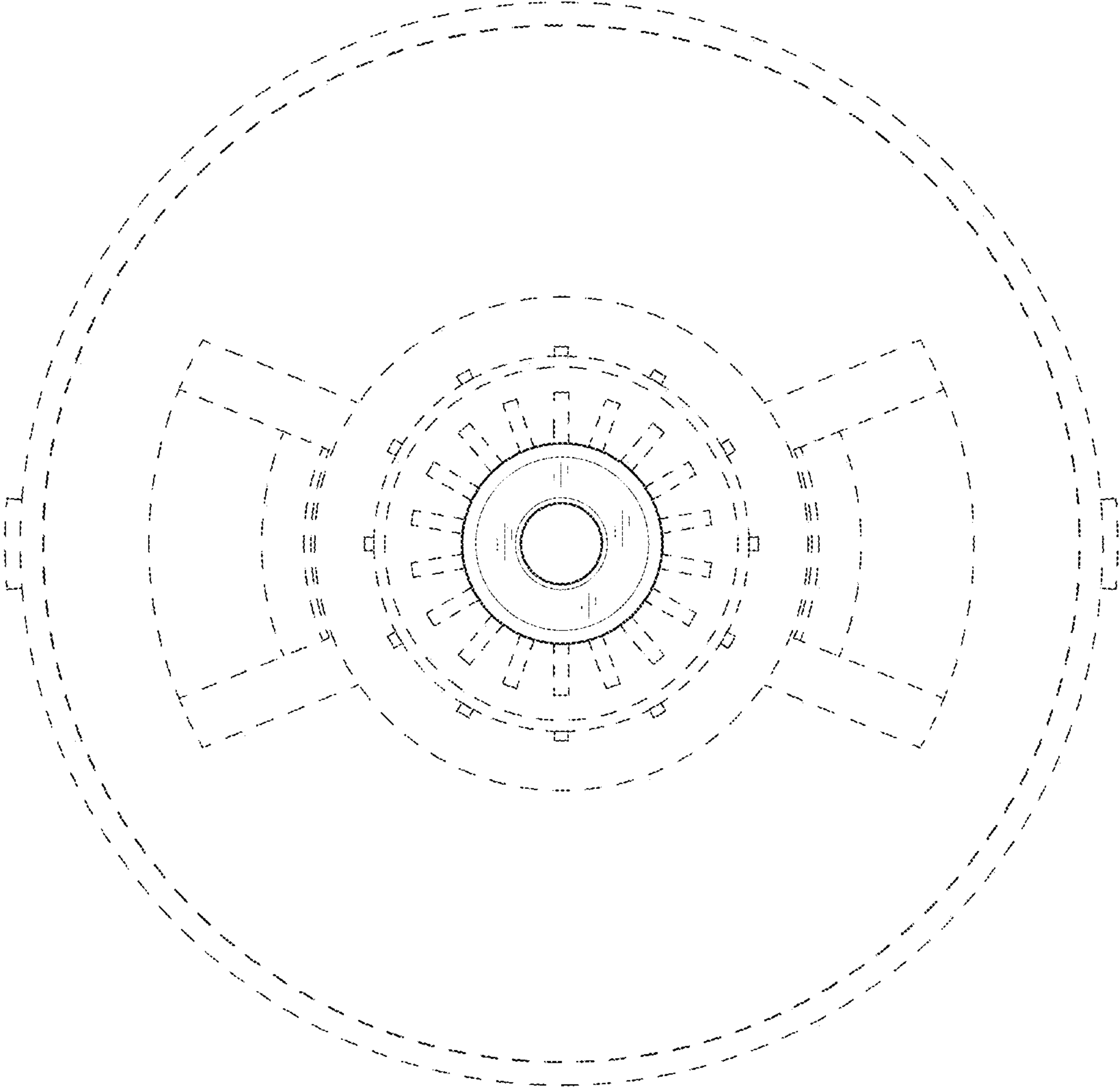


FIG.4

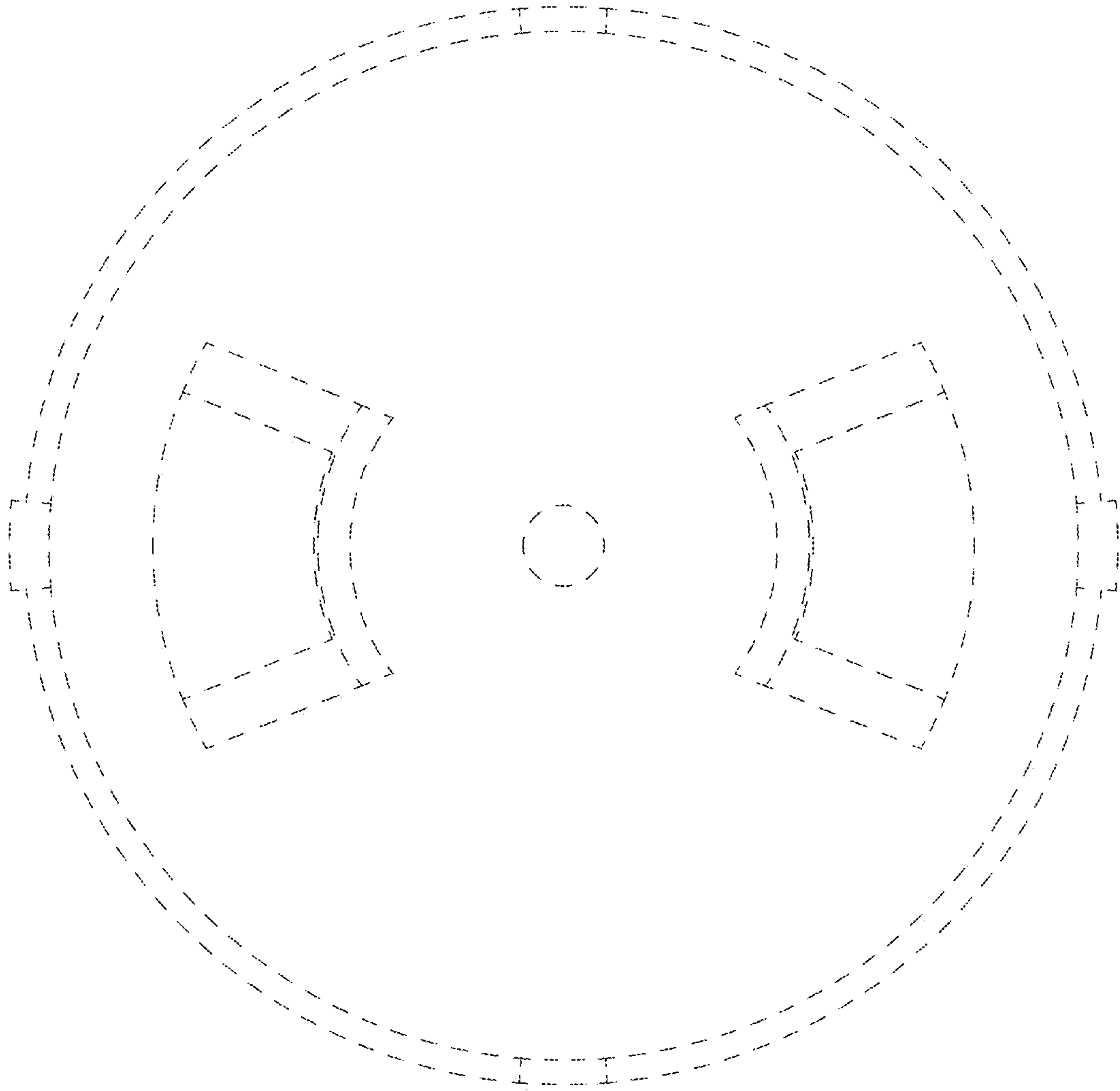


FIG.5

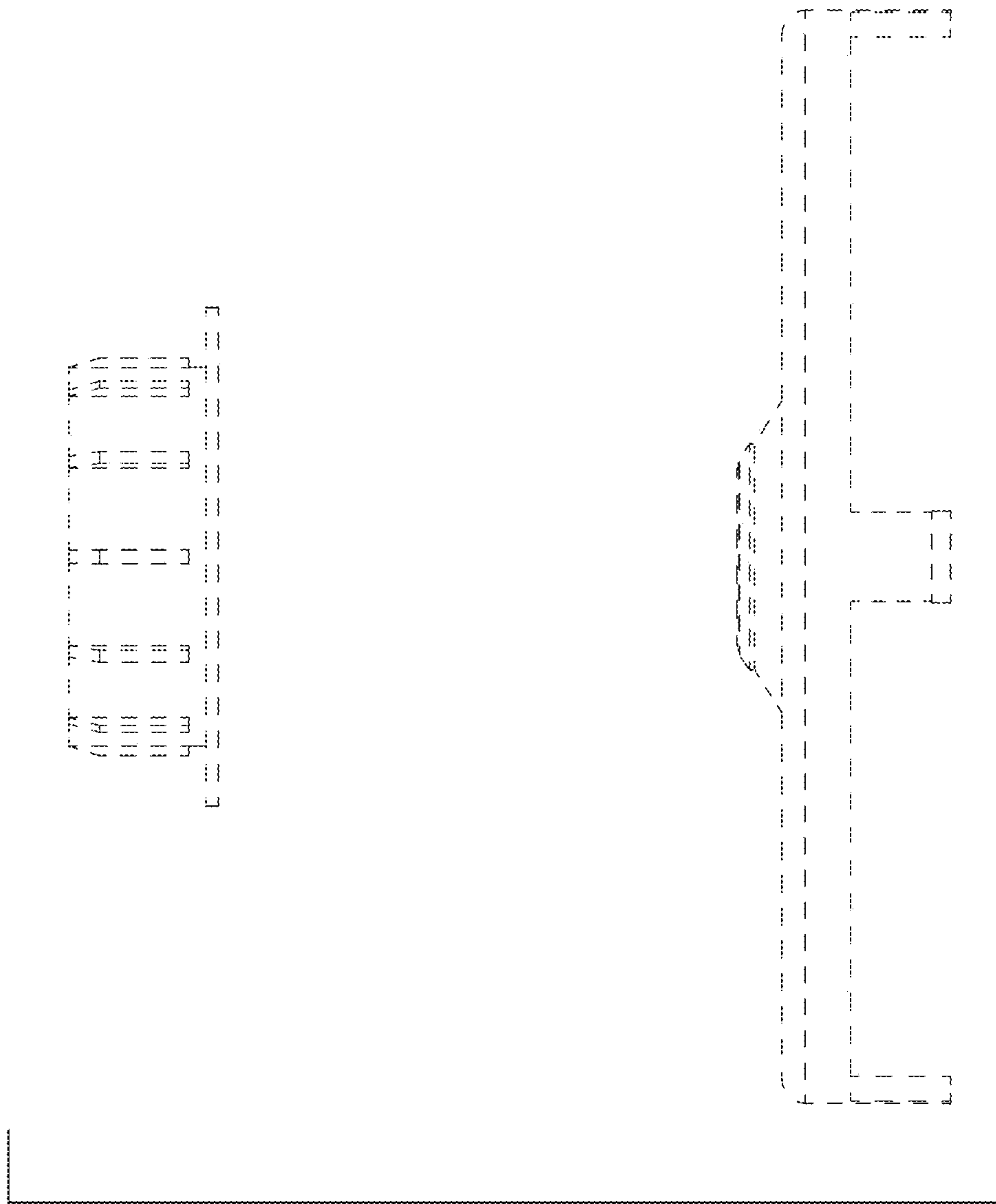


FIG.6

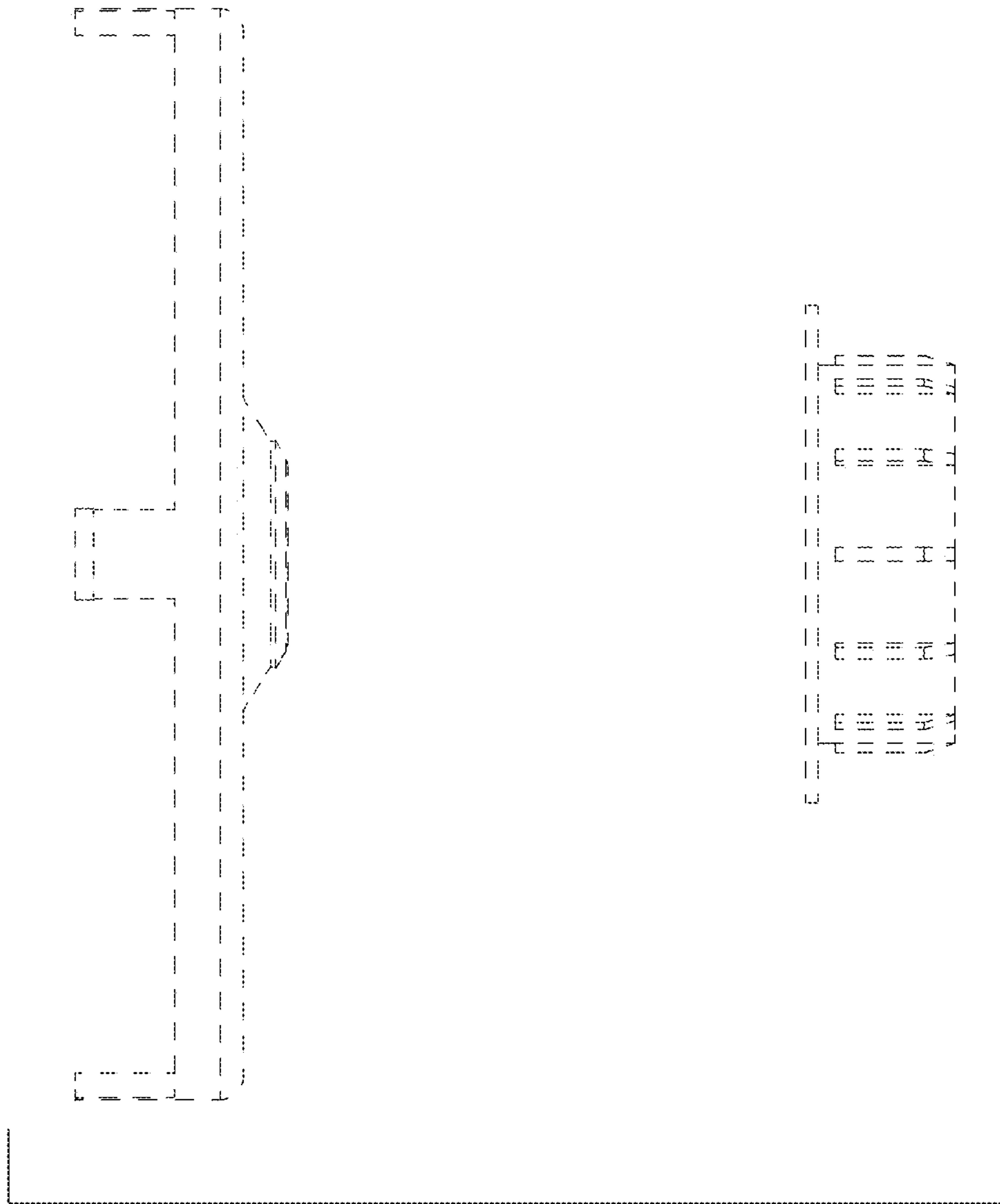


FIG.7

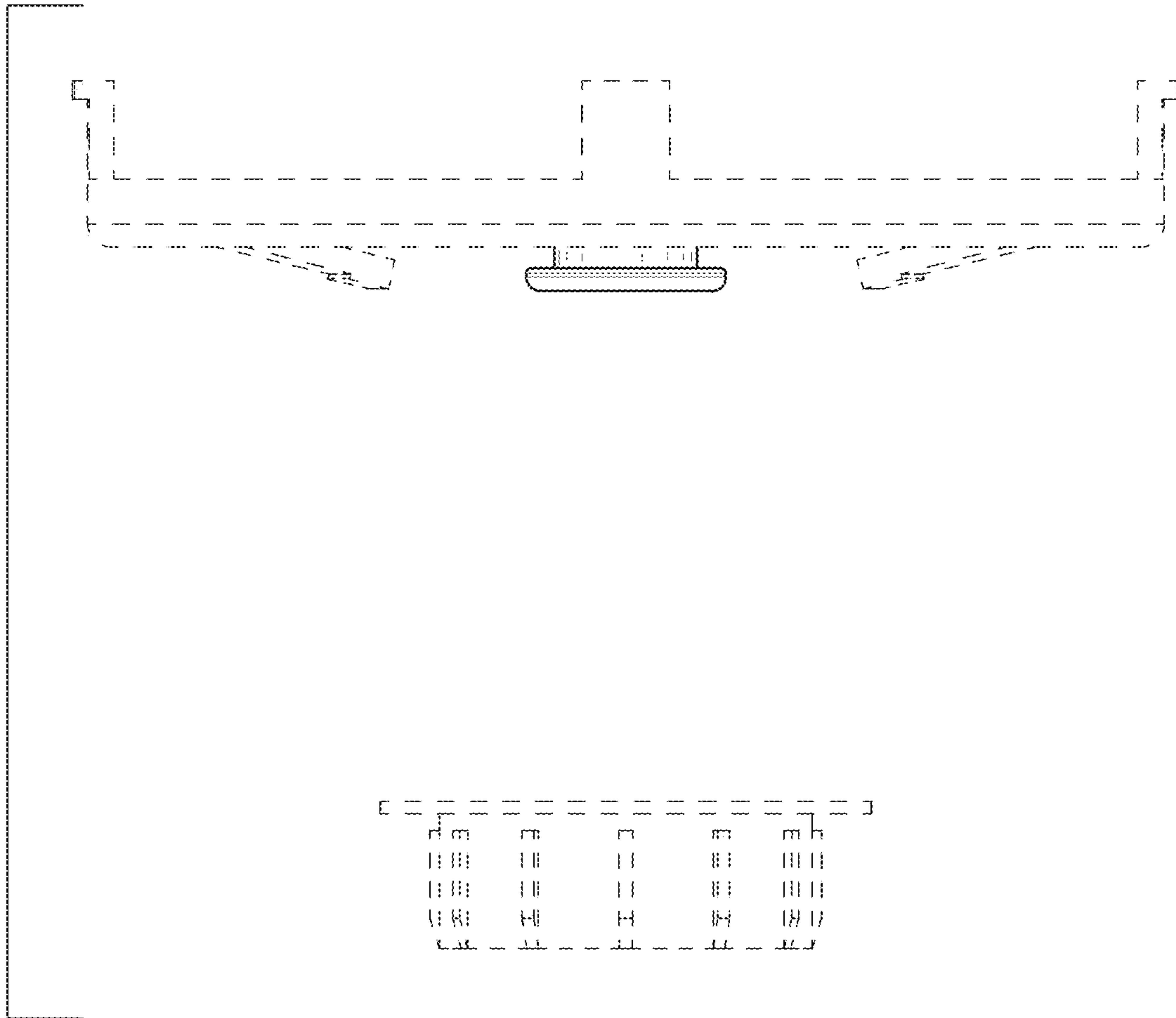


FIG.8

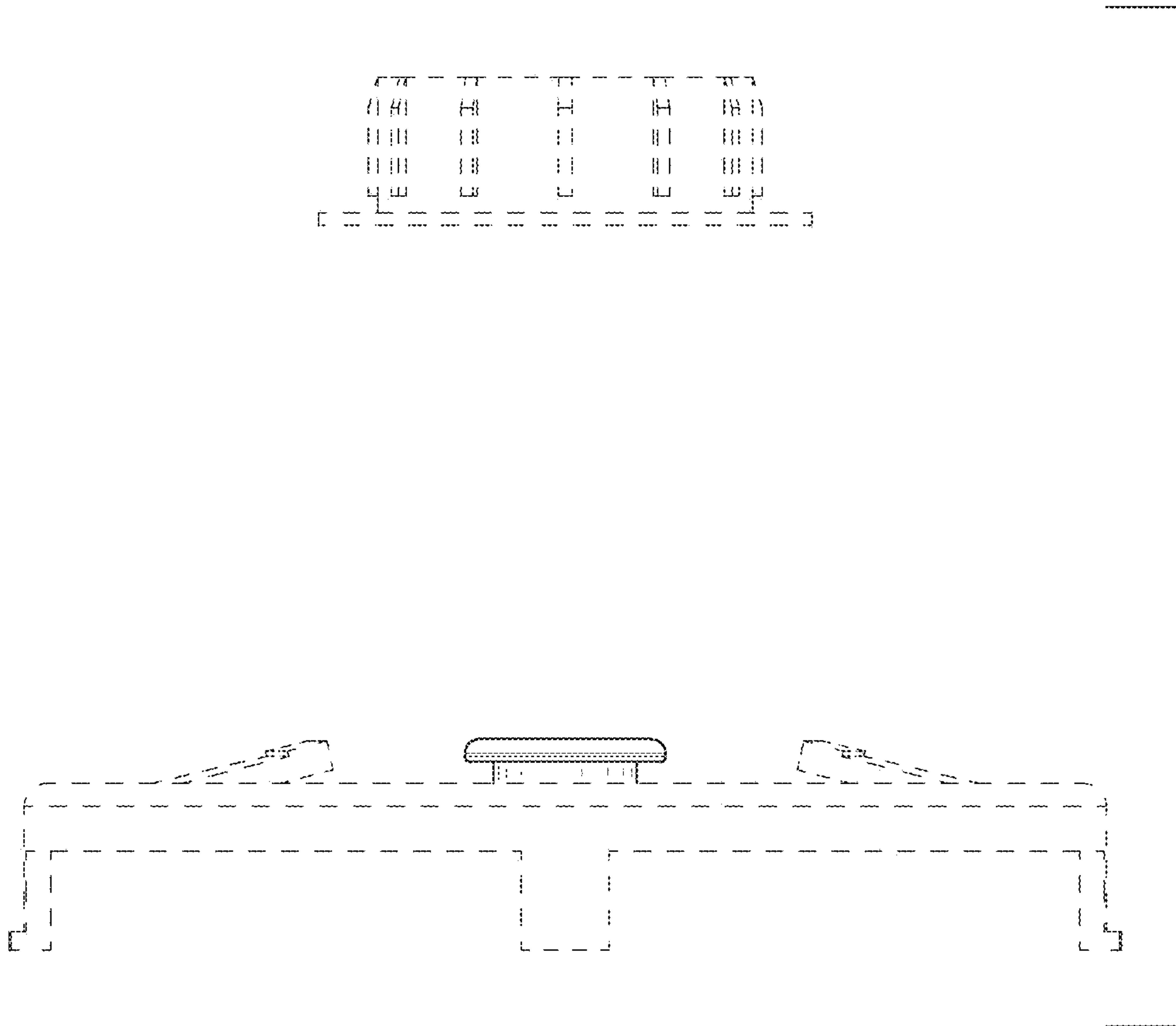


FIG.9