



US00D989501S

(12) **United States Design Patent**
Hjikata et al.

(10) **Patent No.:** **US D989,501 S**

(45) **Date of Patent:** **** Jun. 20, 2023**

(54) **VEHICLE SEAT**

(71) Applicant: **TACHI-S CO., LTD.**, Tokyo (JP)

(72) Inventors: **Hiroataka Hjikata**, Tokyo (JP); **Ukyo Miyazawa**, Tokyo (JP); **Kohei Yasuda**, Tokyo (JP)

(73) Assignee: **TACHI-S CO., LTD.**, Tokyo (JP)

(**) Term: **15 Years**

(21) Appl. No.: **29/825,102**

(22) Filed: **Jan. 28, 2022**

(30) **Foreign Application Priority Data**

Aug. 6, 2021 (JP) 2021-017207 D

(51) **LOC (14) Cl.** **06-01**

(52) **U.S. Cl.**
USPC **D6/356**

(58) **Field of Classification Search**

USPC D6/334-336, 356, 364, 365, 366, 367,
D6/368, 374, 375, 716, 716.1, 716.4,
D6/716.5, 708.21

CPC B60N 2/00; B60N 2/20; B60N 2/2222;
B60N 2/64; B60N 2/643; B60N 2/58;
B60N 2/646; B60N 2/68; B60N 2/682;
B60N 2/686; B60N 2/80; B60N 2/803;
B60N 2/806

See application file for complete search history.

(56) **References Cited**

U.S. PATENT DOCUMENTS

D138,511 S * 8/1944 Dreyfuss D6/356
D180,392 S * 6/1957 Giudice D6/367

D298,986 S * 12/1988 Carter D6/367
D426,392 S * 6/2000 Ott D6/356
D577,500 S * 9/2008 Tsay D6/356
D695,558 S * 12/2013 Silverstein D6/708.21
D711,125 S * 8/2014 Nishida D6/356
D884,374 S * 5/2020 Taubner D6/356
D904,051 S * 12/2020 Zierer D6/356
D949,613 S * 4/2022 Rowe D6/716
D957,835 S * 7/2022 Trepanier D6/356
D968,111 S * 11/2022 Kim D6/356
2020/0247356 A1 * 8/2020 Hoernke B60N 2/64

* cited by examiner

Primary Examiner — Mimosa De

(74) *Attorney, Agent, or Firm* — Paratus Law Group, PLLC

(57) **CLAIM**

The ornamental design for a vehicle seat, as shown and described.

DESCRIPTION

FIG. 1 is a front perspective view of a vehicle seat showing our new design;
FIG. 2 is a rear perspective view thereof;
FIG. 3 is a front view thereof;
FIG. 4 is a rear view thereof;
FIG. 5 is a top plan view thereof;
FIG. 6 is a bottom plan view thereof;
FIG. 7 is a left side view thereof; and,
FIG. 8 is a right side view thereof.

1 Claim, 8 Drawing Sheets



FIG. 1



FIG.2




FIG.3




FIG.4




FIG. 5




FIG. 6




FIG.7




FIG. 8

