



US00D989452S

(12) **United States Design Patent**
Kroshinskaya et al.

(10) **Patent No.:** **US D989,452 S**

(45) **Date of Patent:** **** Jun. 20, 2023**

(54) **FOOTWEAR**

(71) Applicant: **Target Brands, Inc.**, Minneapolis, MN (US)

(72) Inventors: **Mariya Kroshinskaya**, Minneapolis, MN (US); **Olivia Hillard**, Minneapolis, MN (US)

(73) Assignee: **Target Brands, Inc.**, Minneapolis, MN (US)

(**) Term: **15 Years**

(21) Appl. No.: **29/812,615**

(22) Filed: **Oct. 22, 2021**

(51) **LOC (14) Cl.** **02-04**

(52) **U.S. Cl.**
USPC **D2/916**

(58) **Field of Classification Search**
USPC D2/896-900, 916, 917, 919, 946, 960, D2/972
CPC .. A43B 3/12; A43B 3/10; A43B 3/128; A43B 3/00
See application file for complete search history.

(56) **References Cited**

U.S. PATENT DOCUMENTS

D275,145 S *	8/1984	Glatz	D2/916
D285,022 S *	8/1986	Schornstein	D2/916
D285,382 S *	9/1986	Schornstein	D2/916
D290,900 S *	7/1987	Schornstein	D2/916
D321,778 S *	11/1991	Austin	D2/960
D332,345 S *	1/1993	Duffy	D2/955
D337,878 S *	8/1993	Lucarelli	D2/960
D341,246 S *	11/1993	Lucarelli	D12/546
D446,002 S	8/2001	Leong et al.		
D499,237 S *	12/2004	Dal Magro	D2/951
D507,695 S	7/2005	McClaskie		
D523,614 S *	6/2006	Mitchell	D2/951
D529,263 S	10/2006	Wolf		

D564,184 S	3/2008	Issler		
D575,480 S	8/2008	Zimmerman		
D579,182 S	10/2008	Klavano		
D604,488 S *	11/2009	Amphyon	D2/951
7,980,004 B2	7/2011	Klavano		
D642,773 S	8/2011	Liow		
D650,157 S	12/2011	Liow		
8,109,012 B2 *	2/2012	Sarantakos	A43B 5/08 36/8.1
D674,586 S	1/2013	Baker et al.		
D721,473 S	1/2015	Kue		
D732,282 S	6/2015	Ringholz		
D739,125 S	9/2015	Chanthavong		
9,210,965 B2 *	12/2015	O'Connor	A43B 3/108
D764,153 S	8/2016	Engerman		

(Continued)

FOREIGN PATENT DOCUMENTS

KR 200402604 11/2006

Primary Examiner — Rashida C. Walshon

(74) *Attorney, Agent, or Firm* — Merchant & Gould P.C.

(57) **CLAIM**

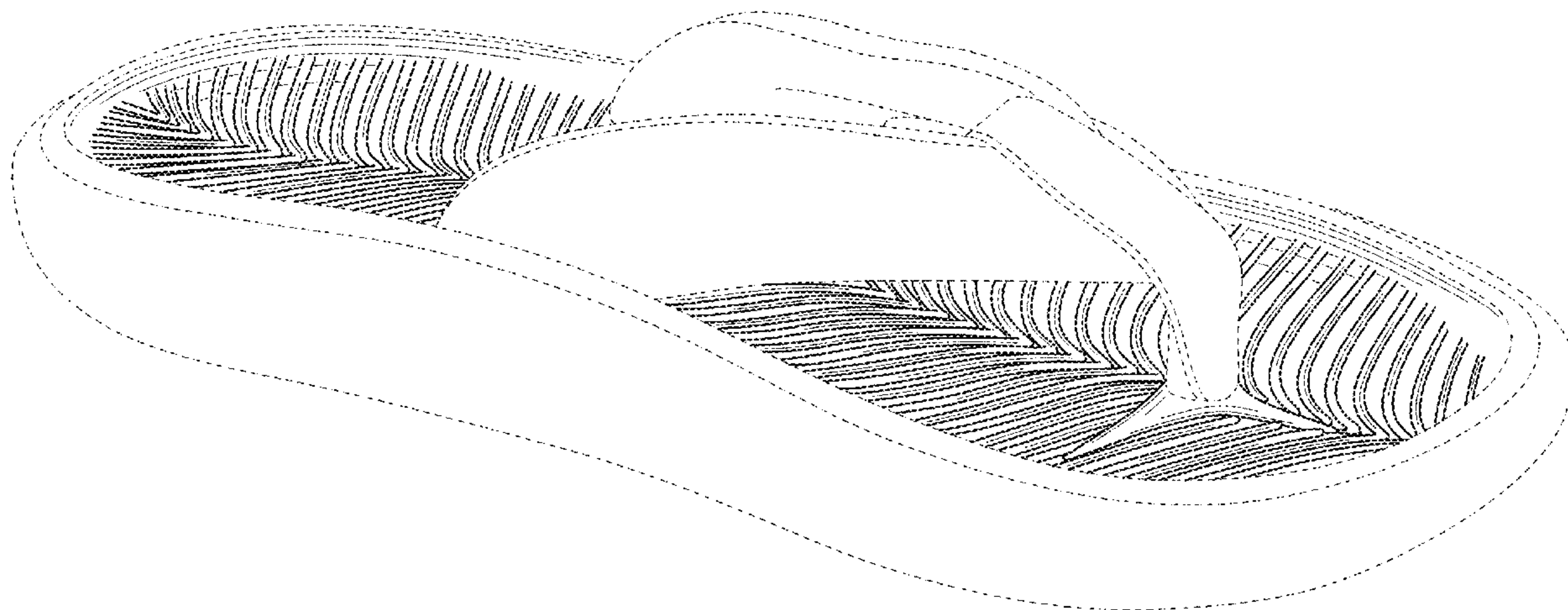
The ornamental design for a footwear, as shown and described.

DESCRIPTION

FIG. 1 is a front, top and right side perspective view of an embodiment of a footwear according to the new design; FIG. 2 is a front side elevation view thereof; FIG. 3 is a back side elevation view thereof; FIG. 4 is a left side elevation view thereof; FIG. 5 is a right side elevation view thereof; FIG. 6 is a top plan view thereof; FIG. 7 is a bottom plan view thereof; and, FIG. 8 is a back, bottom, and right side perspective view thereof.

The broken lines in the drawings show portions that form no part of the claimed design.

1 Claim, 8 Drawing Sheets



(56)

References Cited

U.S. PATENT DOCUMENTS

D819,945	S	6/2018	Escobar	
D843,089	S	3/2019	Chanthavong	
D856,642	S	8/2019	Abadjian	
D928,472	S	* 8/2021	Chen	D2/916
D930,962	S	* 9/2021	Luo	D2/947
2010/0261582	A1	10/2010	Little	
2019/0365032	A1	12/2019	Kendall et al.	

* cited by examiner

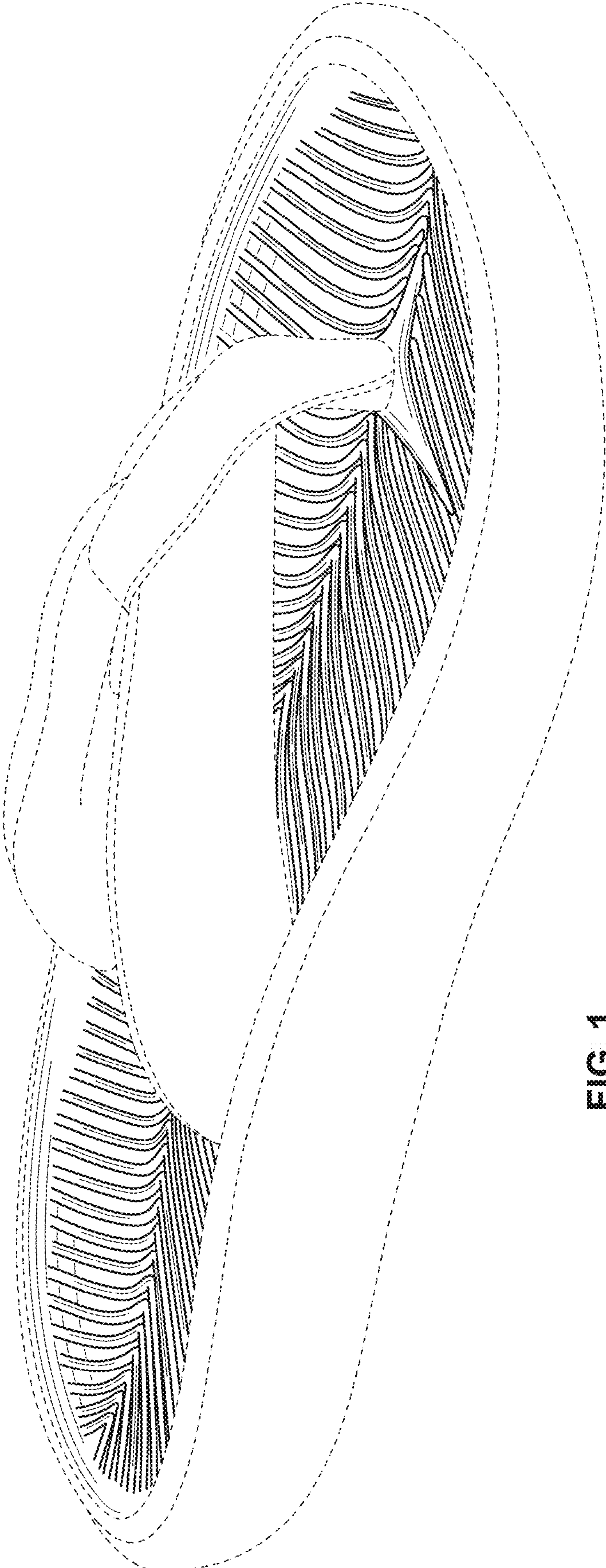


FIG. 1

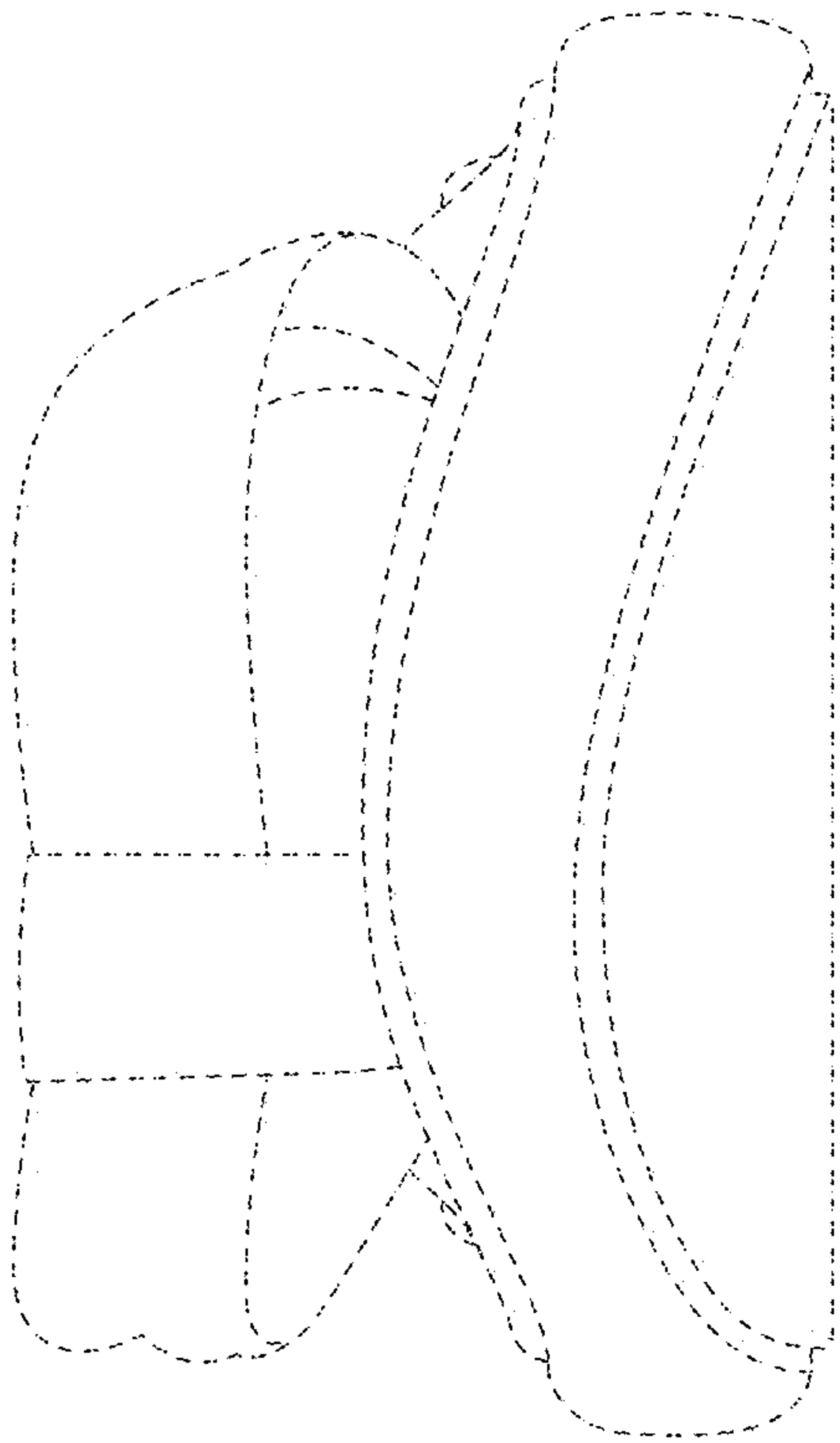


FIG. 2

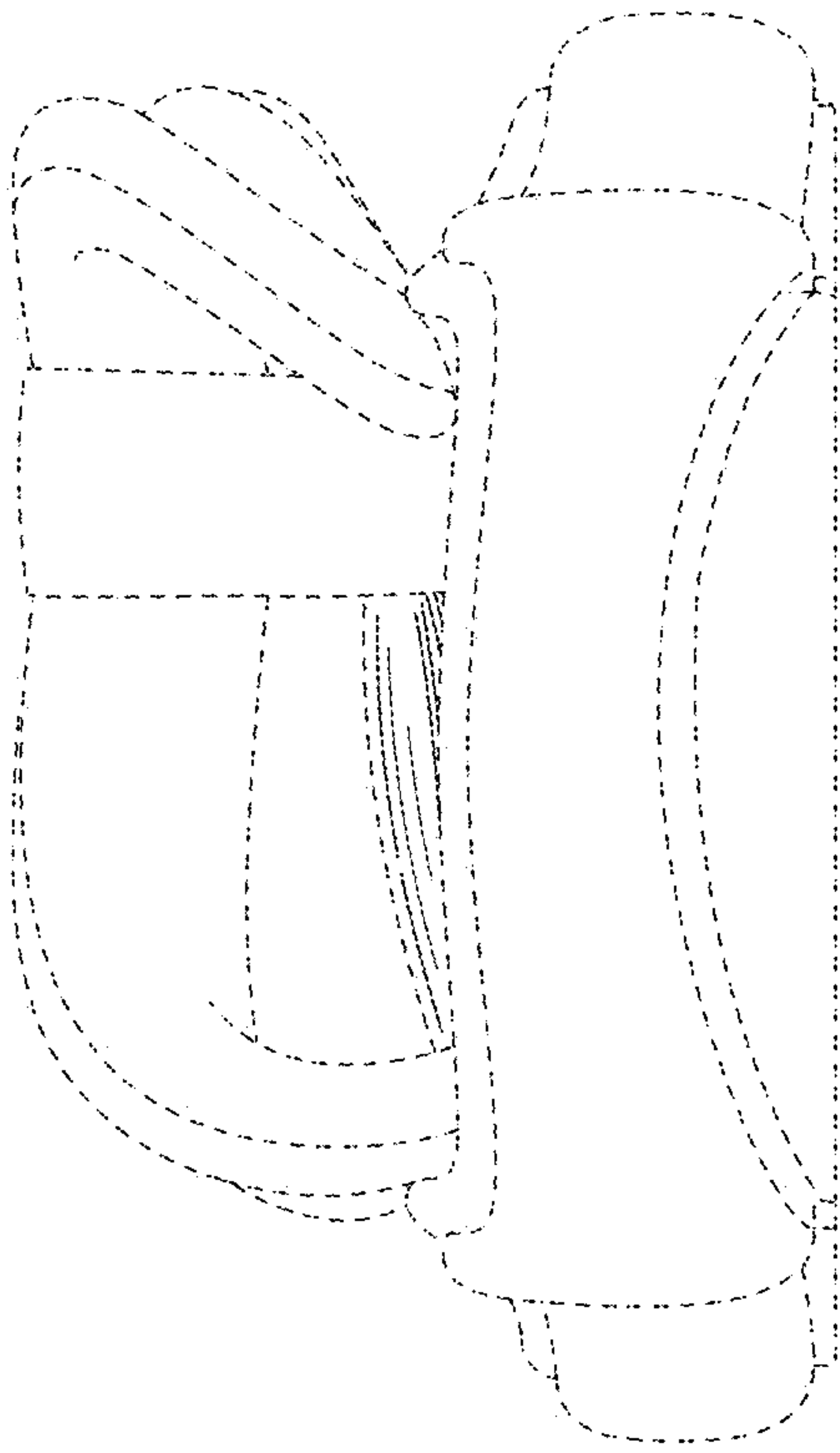


FIG. 3

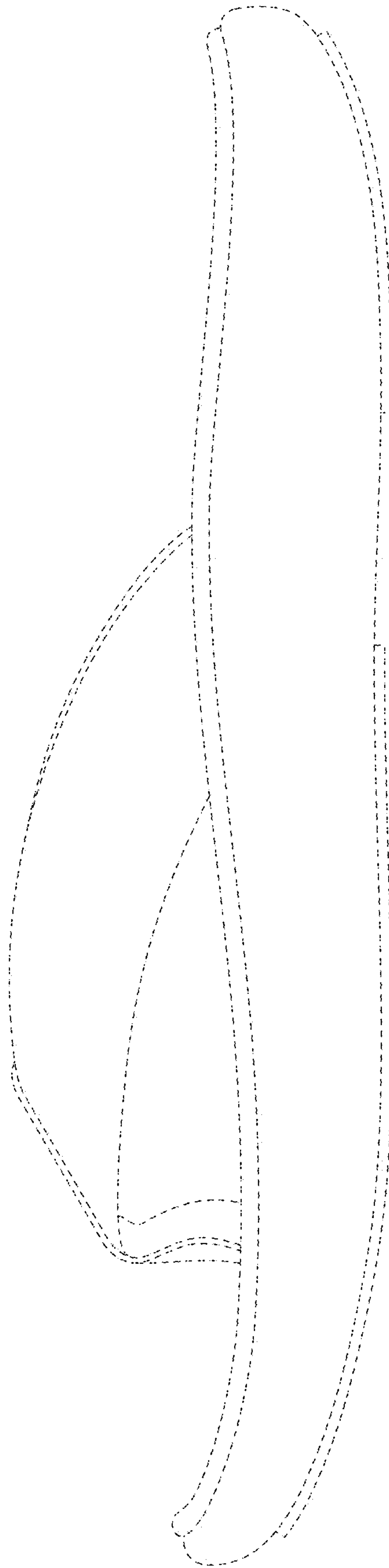


FIG. 4

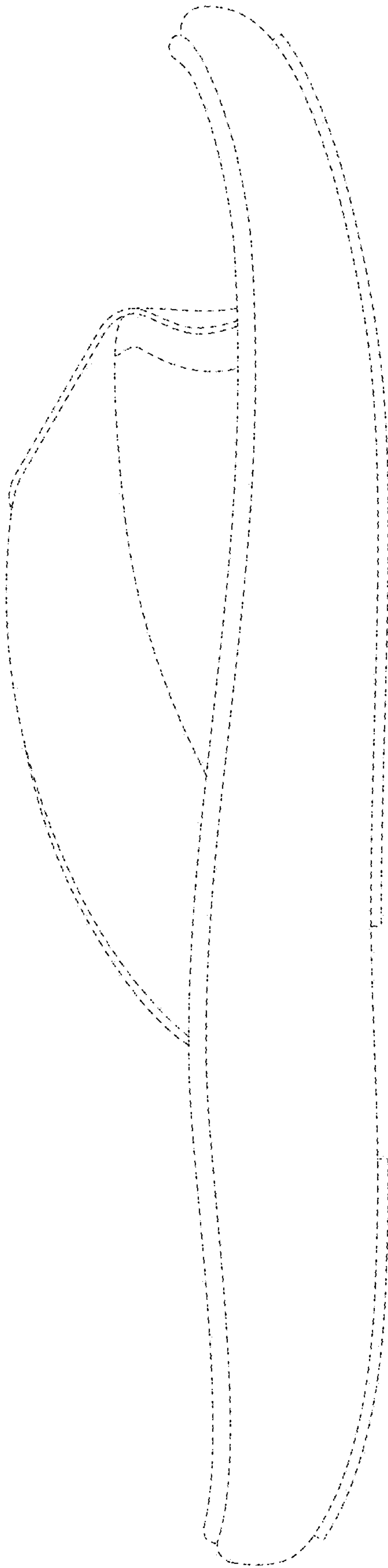


FIG. 5

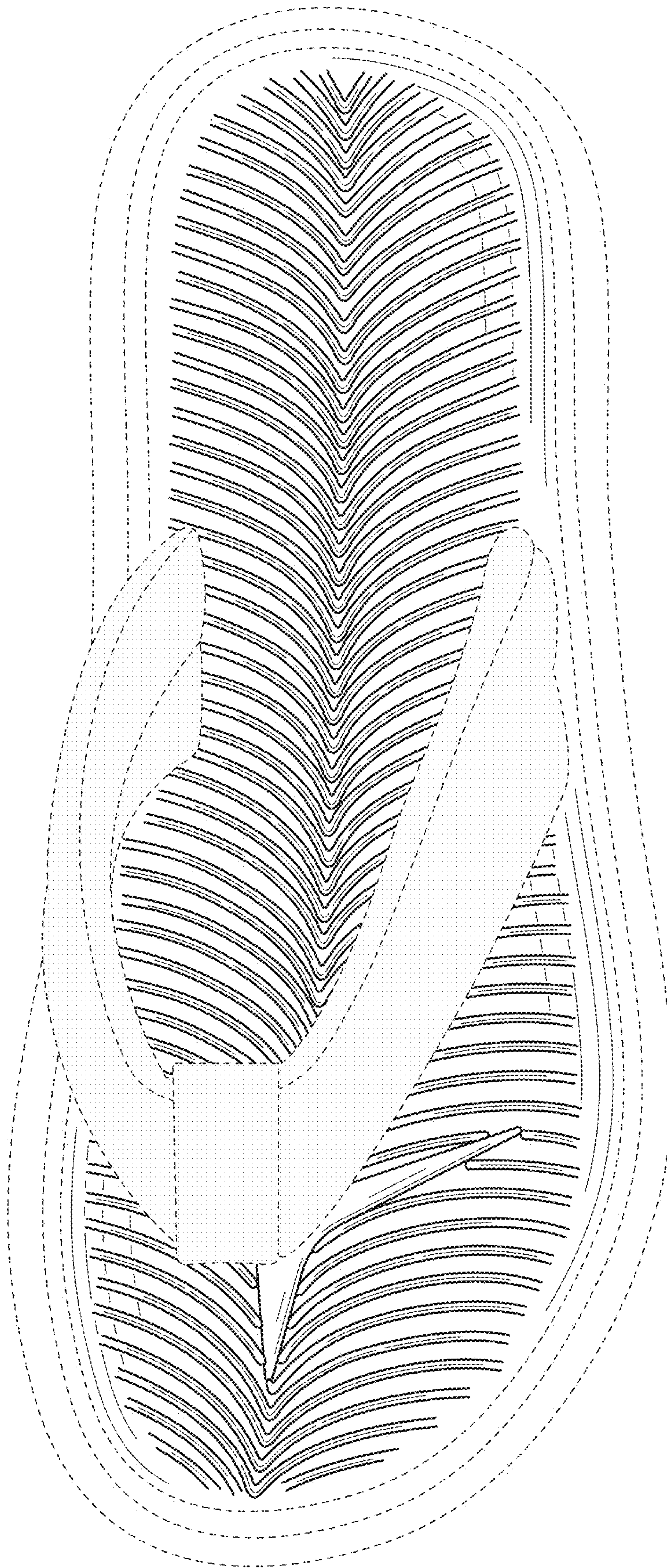


FIG. 6

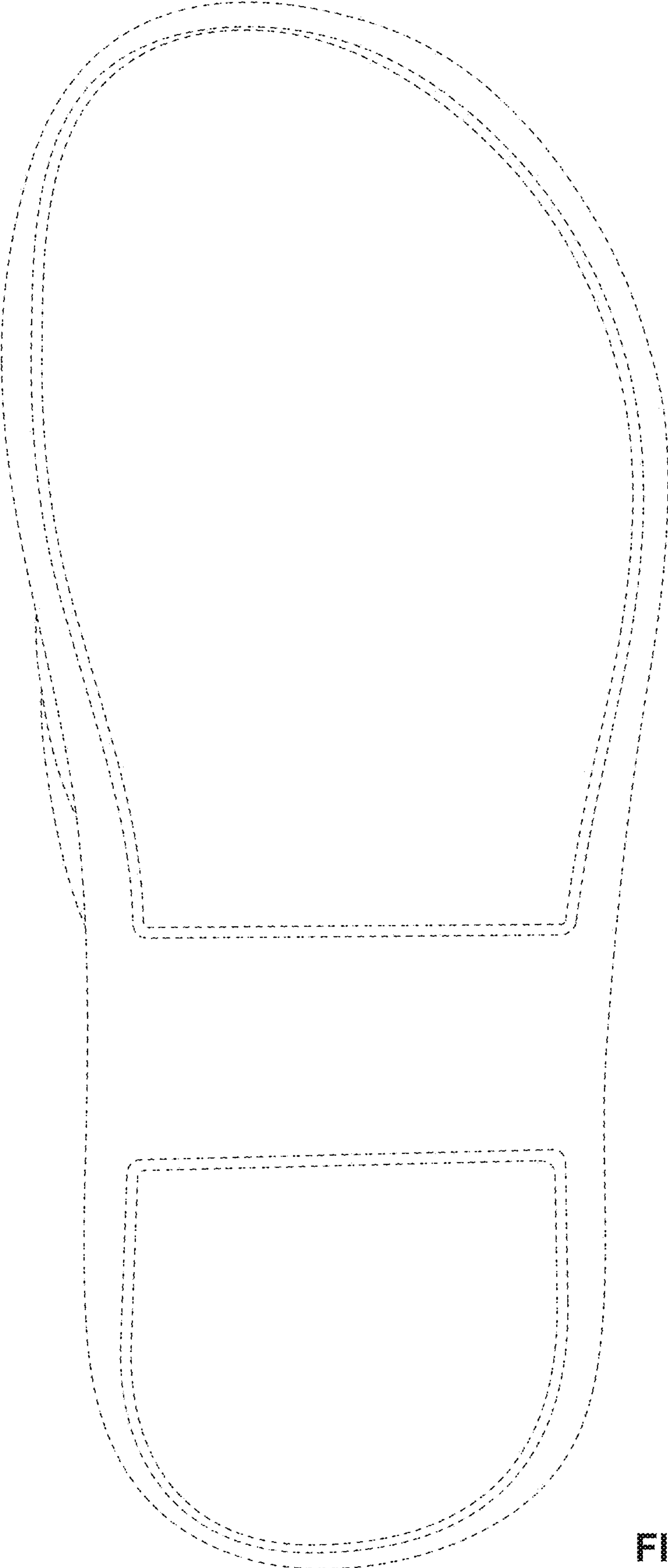


FIG. 7

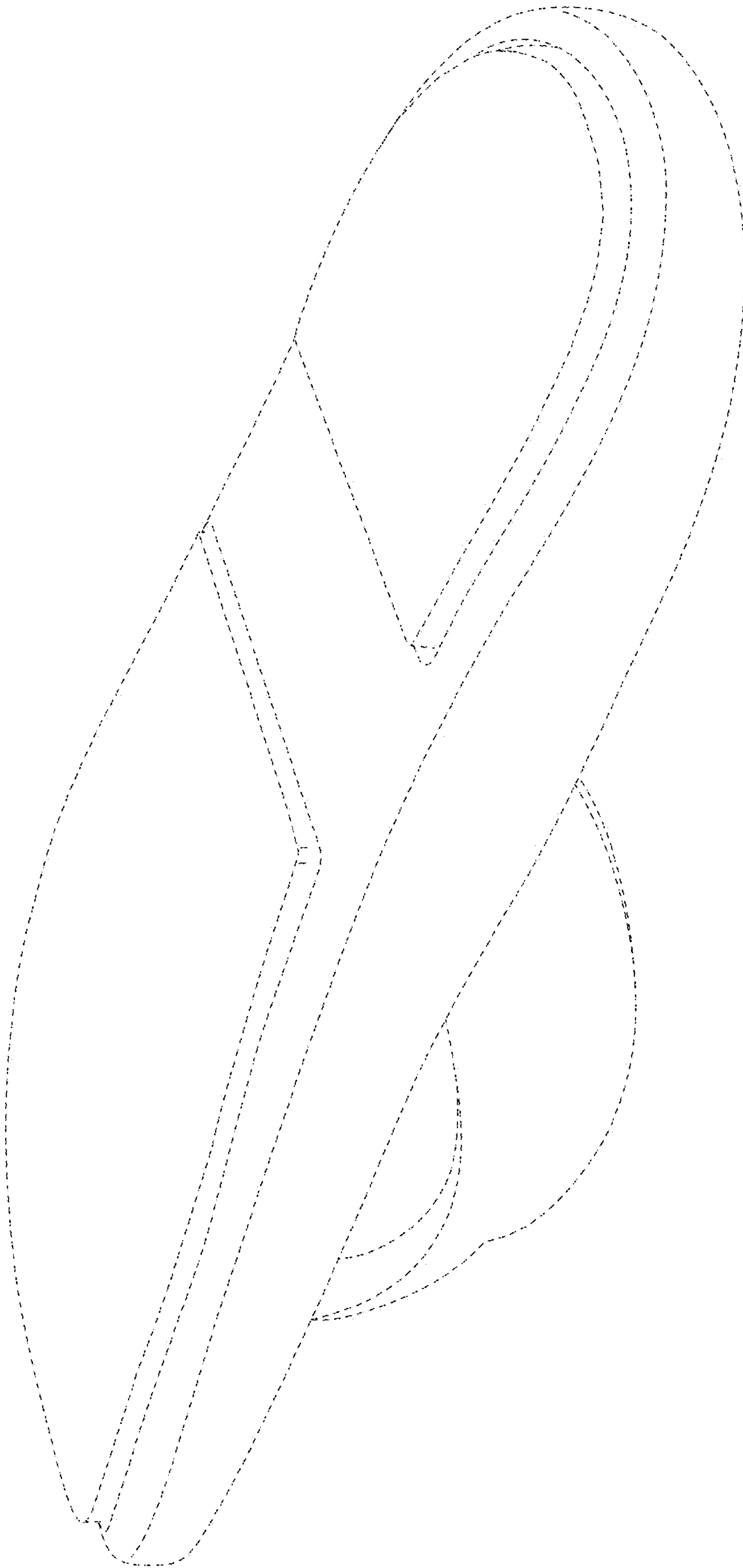


FIG. 8