



US00D989375S

(12) **United States Design Patent**
Xie

(10) **Patent No.:** **US D989,375 S**
(45) **Date of Patent:** **** Jun. 13, 2023**

(54) **SET OF LIGHTS**

- (71) Applicant: **CHANGSHA SHUKE TRADING CO., LTD.**, Changsha (CN)
- (72) Inventor: **Silan Xie**, Loudi (CN)
- (73) Assignee: **CHANGSHA SHUKE TRADING CO., LTD.**, Changsha (CN)
- (**) Term: **15 Years**
- (21) Appl. No.: **29/881,136**
- (22) Filed: **Dec. 28, 2022**
- (51) **LOC (14) Cl.** **26-04**
- (52) **U.S. Cl.**
USPC **D26/25; D11/117**
- (58) **Field of Classification Search**
USPC **D26/1-3, 24-25, 72-94, 113, 138;**
D11/111, 117-118, 121, 125, 127-129,
D11/160

(Continued)

(56) **References Cited**

U.S. PATENT DOCUMENTS

- D219,535 S * 12/1970 Edenberg D26/73
- D219,545 S * 12/1970 Edenberg D2/505

(Continued)

Primary Examiner — Mark A Goodwin
Assistant Examiner — William B Melliar
 (74) *Attorney, Agent, or Firm* — Daniel M. Cohn;
 Howard M. Cohn

(57) **CLAIM**

The ornamental design for a set of lights, as shown and described.

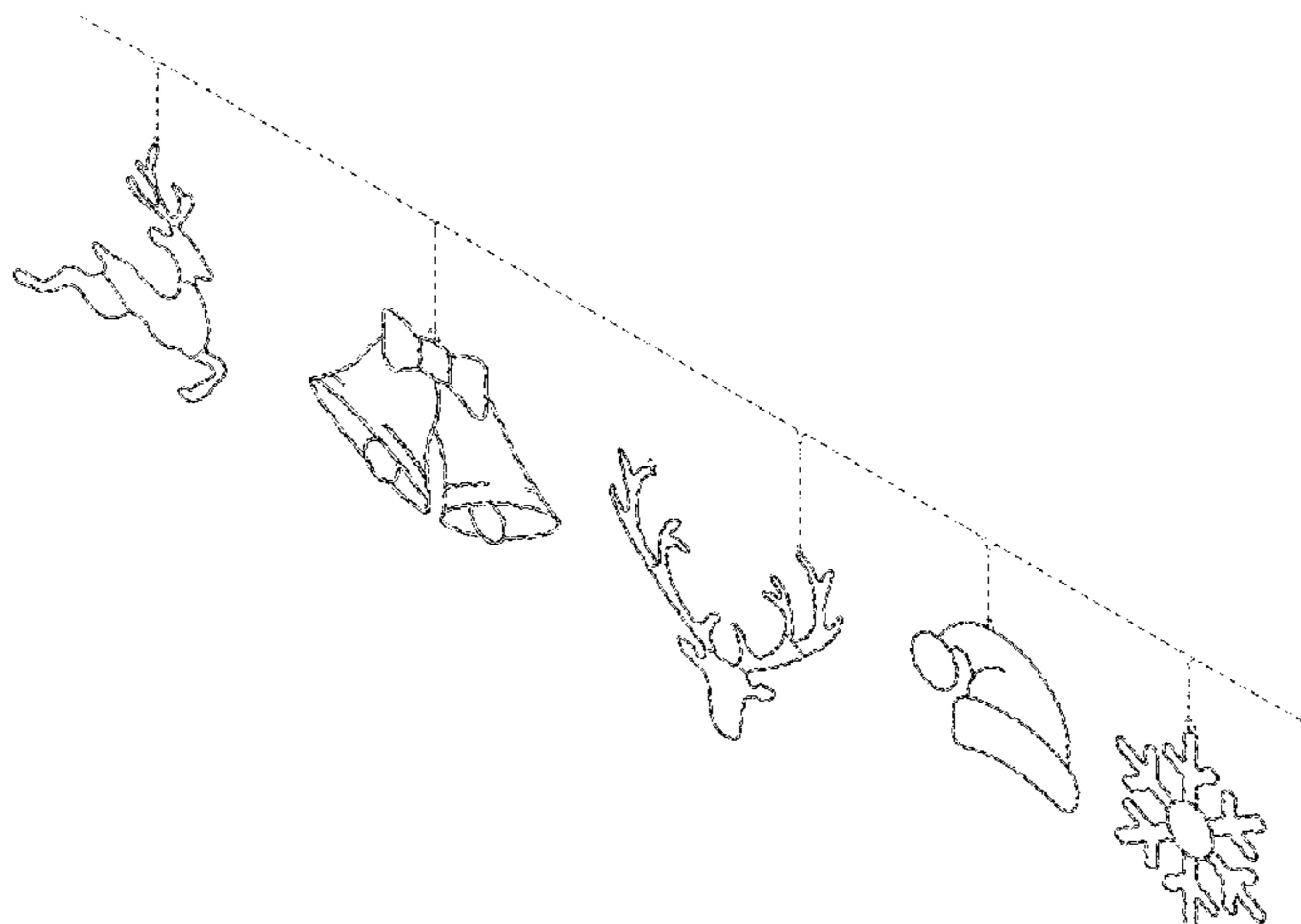
DESCRIPTION

FIG. 1 is a perspective view of the set of lights showing my new design, with a first light shown separately for ease of illustration;
 FIG. 2 is a front elevational view thereof;
 FIG. 3 is a rear elevational view thereof;
 FIG. 4 is a left side elevational view thereof;
 FIG. 5 is a right side elevational view thereof;

FIG. 6 is a top plan view thereof;
 FIG. 7 is a bottom plan view thereof;
 FIG. 8 is an enlarged view of portion 8 shown in FIG. 1;
 FIG. 9 is a perspective view of the set of lights with a second light shown separately for ease of illustration;
 FIG. 10 is a front elevational view thereof;
 FIG. 11 is a rear elevational view thereof;
 FIG. 12 is a left side elevational view thereof;
 FIG. 13 is a right side elevational view thereof;
 FIG. 14 is a top plan view thereof;
 FIG. 15 is a bottom plan view thereof;
 FIG. 16 is an enlarged view of portion 16 shown in FIG. 9;
 FIG. 17 is a perspective view of the set of lights with a third light shown separately for ease of illustration;
 FIG. 18 is a front elevational view thereof;
 FIG. 19 is a rear elevational view thereof;
 FIG. 20 is a left side elevational view thereof;
 FIG. 21 is a right side elevational view thereof;
 FIG. 22 is a top plan view thereof;
 FIG. 23 is a bottom plan view thereof;
 FIG. 24 is an enlarged view of portion 24 shown in FIG. 17;
 FIG. 25 is a perspective view of the set of lights with a fourth light shown separately for ease of illustration;
 FIG. 26 is a front elevational view thereof;
 FIG. 27 is a rear elevational view thereof;
 FIG. 28 is a left side elevational view thereof;
 FIG. 29 is a right side elevational view thereof;
 FIG. 30 is a top plan view thereof;
 FIG. 31 is a bottom plan view thereof;
 FIG. 32 is an enlarged view of portion 32 shown in FIG. 25;
 FIG. 33 is a perspective view of the set of lights with a fifth light shown separately for ease of illustration;
 FIG. 34 is a front elevational view thereof;
 FIG. 35 is a rear elevational view thereof;
 FIG. 36 is a left side elevational view thereof;
 FIG. 37 is a right side elevational view thereof;
 FIG. 38 is a top plan view thereof;
 FIG. 39 is a bottom plan view thereof;
 FIG. 40 is an enlarged view of portion 40 shown in FIGS. 33; and,
 FIG. 41 is a perspective view of the set of lights showing the claimed design.

The dash-dash broken lines in the drawings depict portions of the set of lights that form no part of the claimed design. The dot-dash broken lines represent boundaries of the enlarged portions and form no part of the claimed design.

1 Claim, 41 Drawing Sheets



(58) **Field of Classification Search**

CPC F21S 4/10; F21S 8/06; F21S 8/068; F21S
8/061; F21Y 2115/10; F21W 2121/004;
F21W 2121/00; F21W 2121/04; F21W
2131/30

See application file for complete search history.

(56) **References Cited**

U.S. PATENT DOCUMENTS

D392,210	S	*	3/1998	Chong	D11/160
D397,956	S	*	9/1998	Lee	D11/117
D397,957	S	*	9/1998	Lee	D11/129
D398,258	S	*	9/1998	Lee	D11/128
D411,319	S	*	6/1999	Baker	D26/125
D433,169	S	*	10/2000	Sullivan	D26/25
D453,487	S	*	2/2002	Roy, Jr.	D11/128
D453,708	S	*	2/2002	Roy, Jr.	D11/128
D457,666	S	*	5/2002	Sehl	D11/127
D458,699	S	*	6/2002	Gilbert	D11/117
D482,146	S	*	11/2003	Wrob	D26/73
D602,183	S	*	10/2009	Wiese-Martin	D26/25
D604,872	S	*	11/2009	Wells	D26/125
D778,468	S	*	2/2017	van der Lande	D26/25
D899,965	S	*	10/2020	Zhou	D26/25
D909,630	S		2/2021	Liu		
D910,890	S		2/2021	Yang		
D938,073	S	*	12/2021	Ruan	D26/25
D938,088	S	*	12/2021	Pei	D20/23
D973,240	S	*	12/2022	Li	D26/25

* cited by examiner

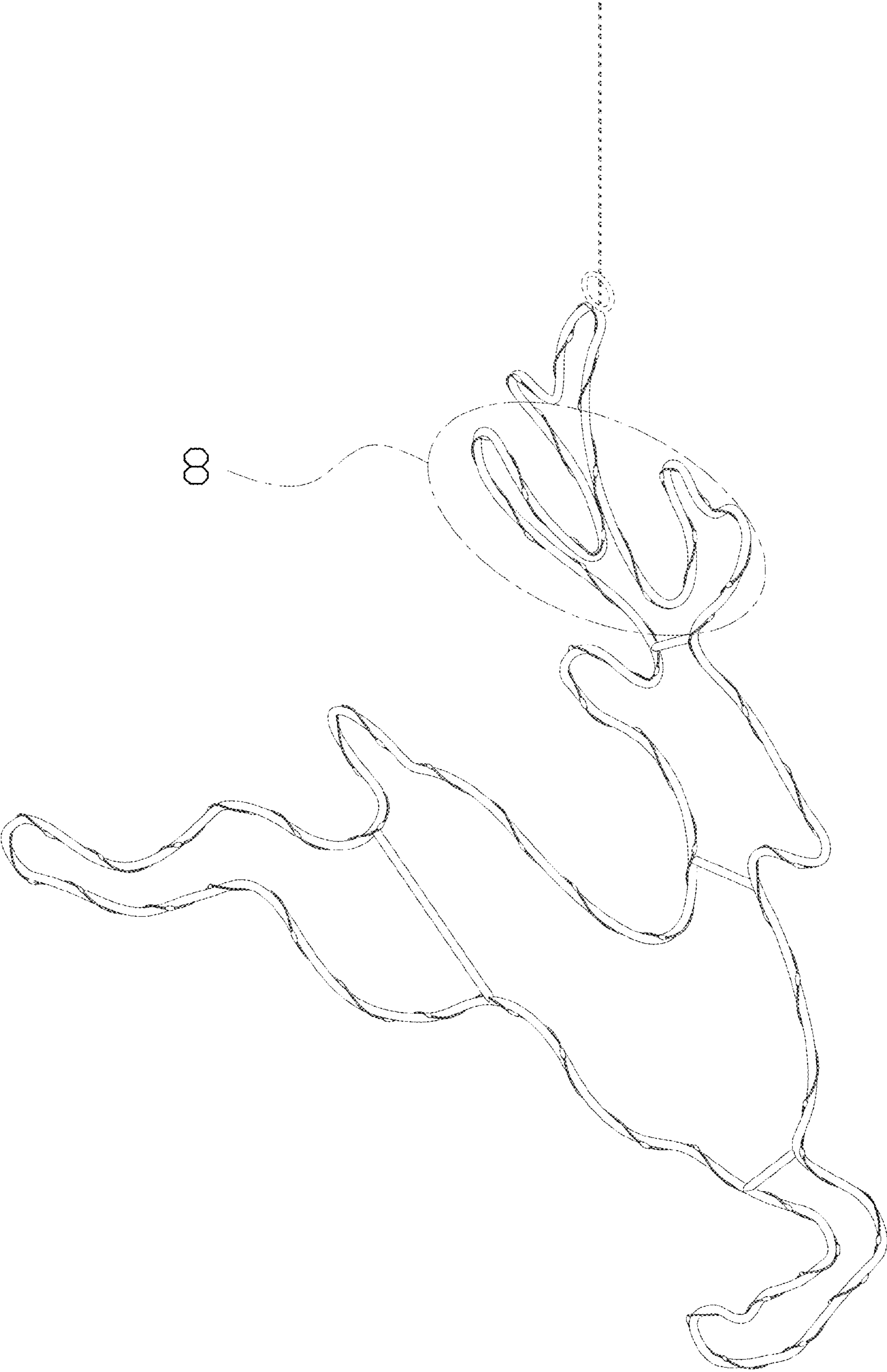


FIG. 1




FIG. 2




FIG. 3



FIG. 4



FIG. 5




FIG. 6




FIG. 7




FIG. 8

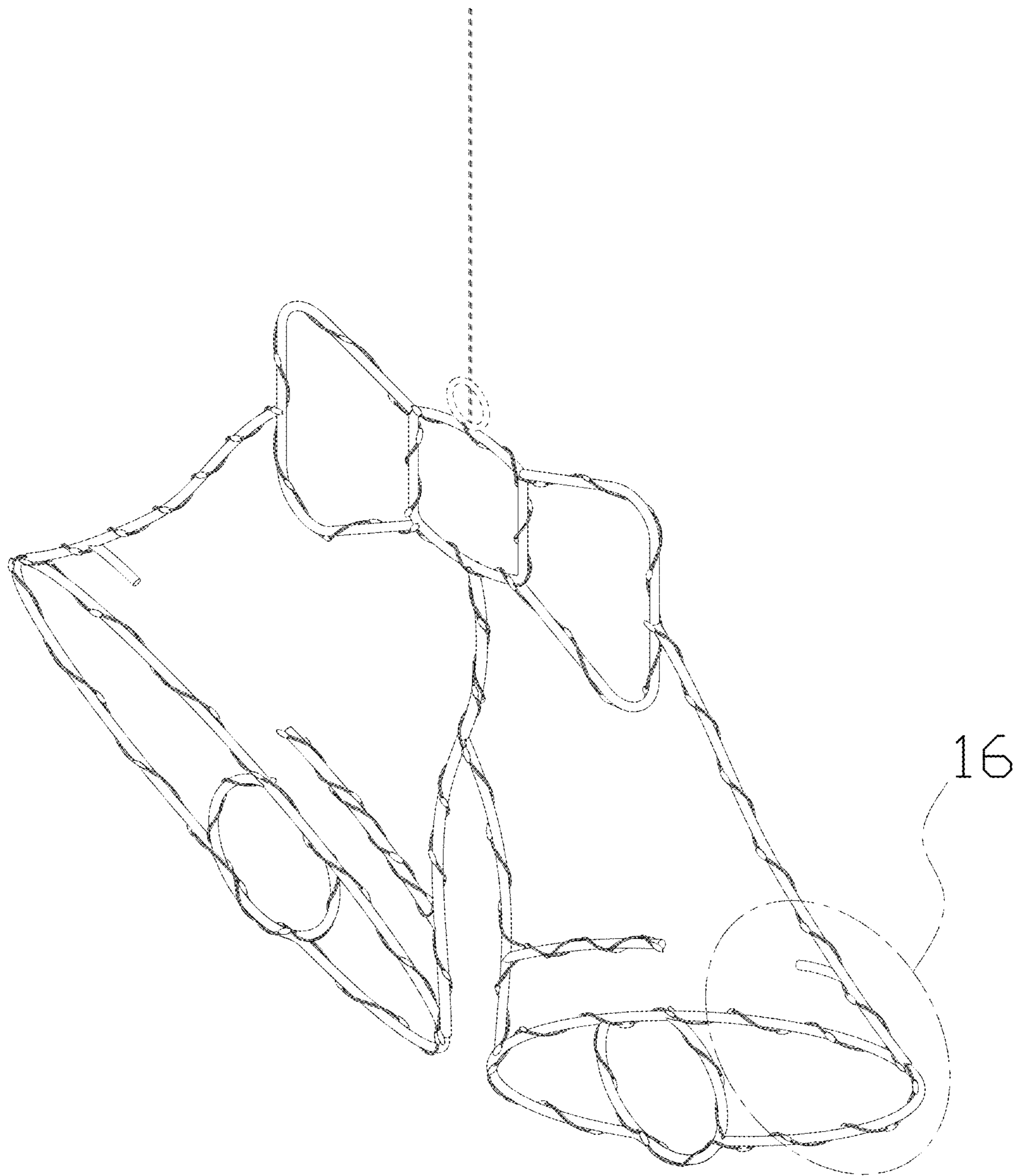


FIG. 9

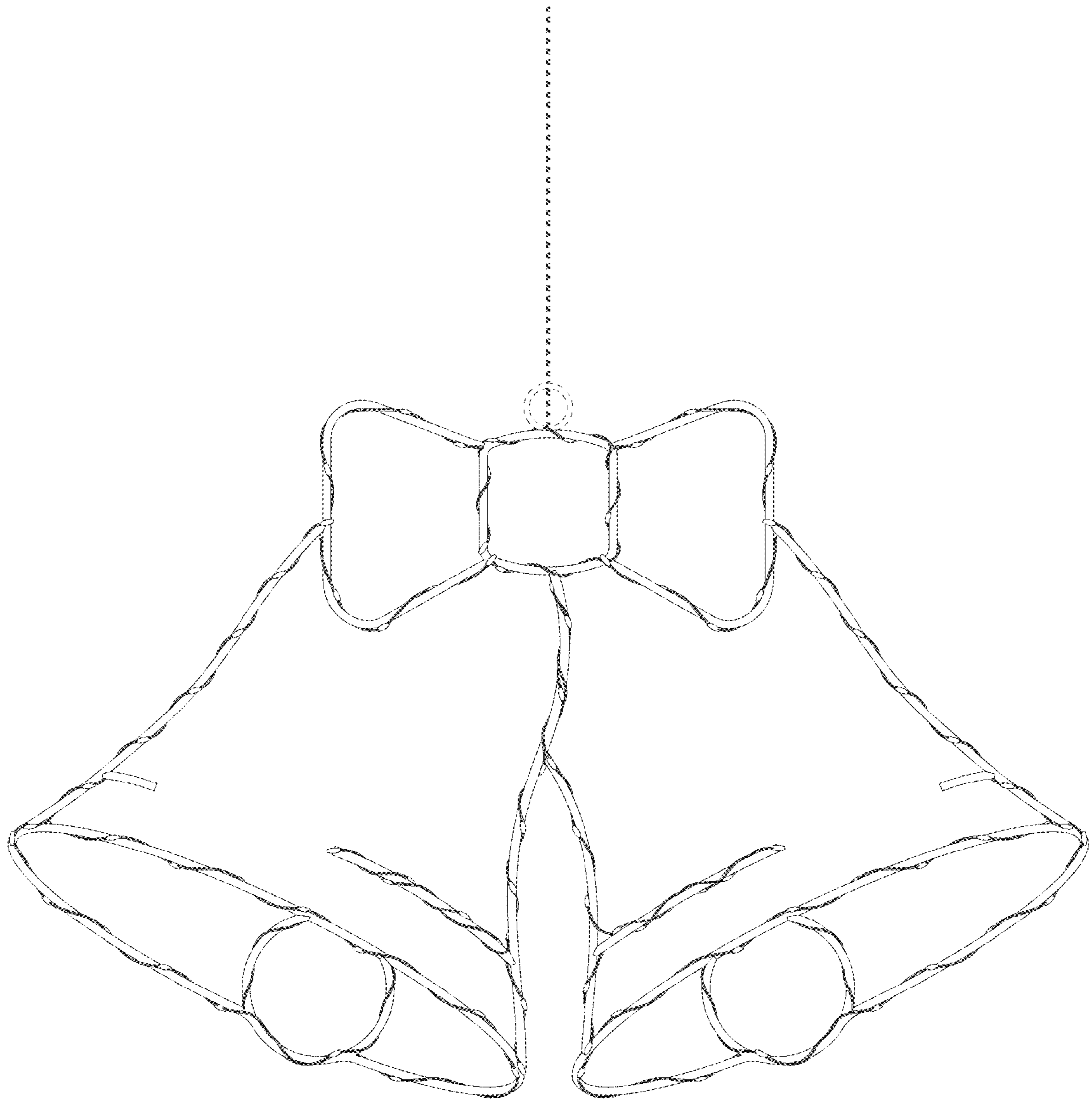


FIG. 10

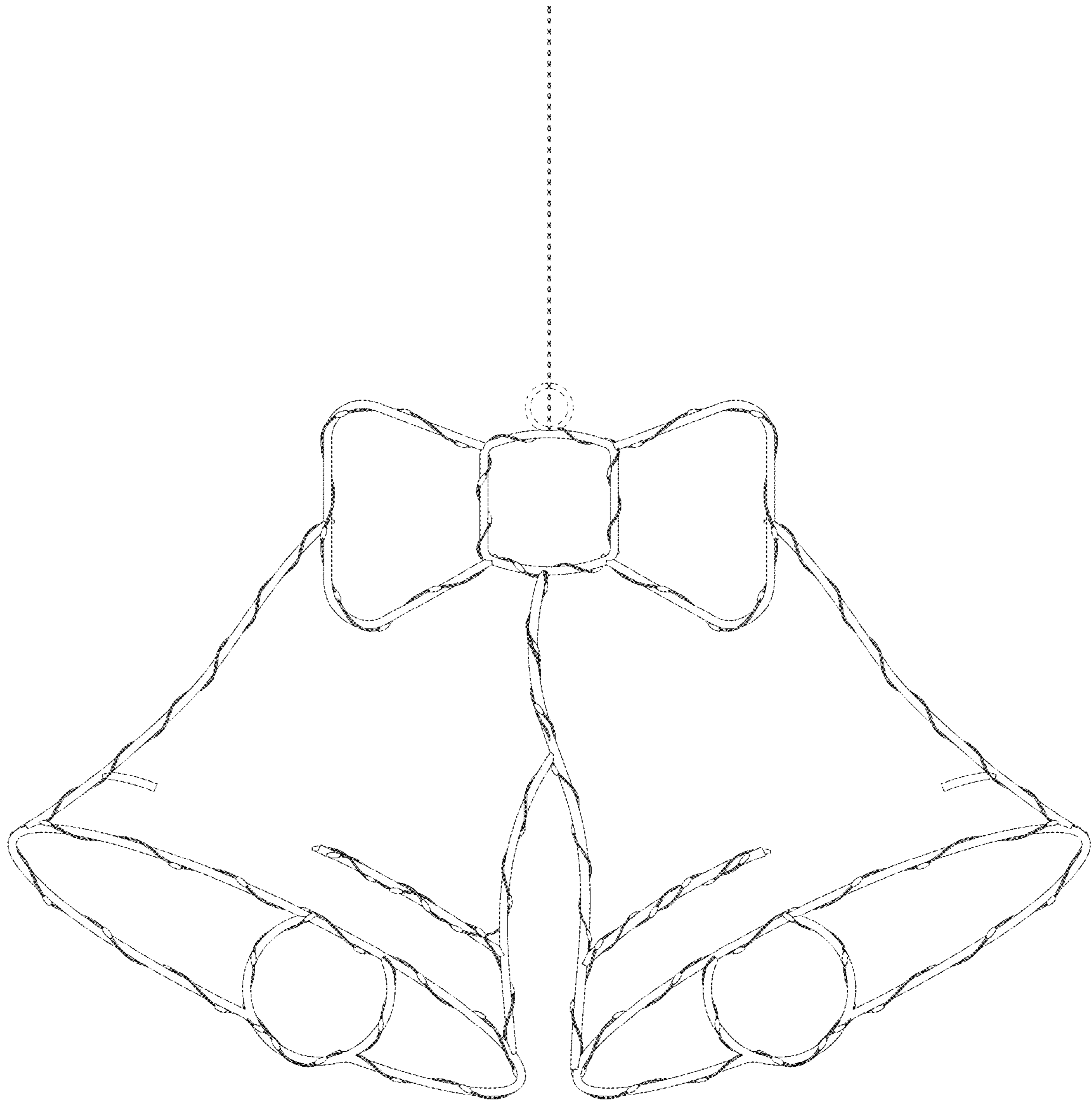


FIG. 11



FIG. 12



FIG. 13

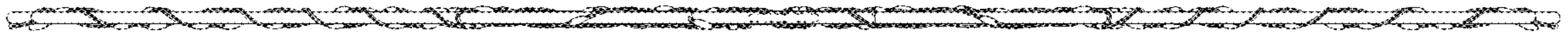


FIG. 14




FIG. 15




FIG. 16

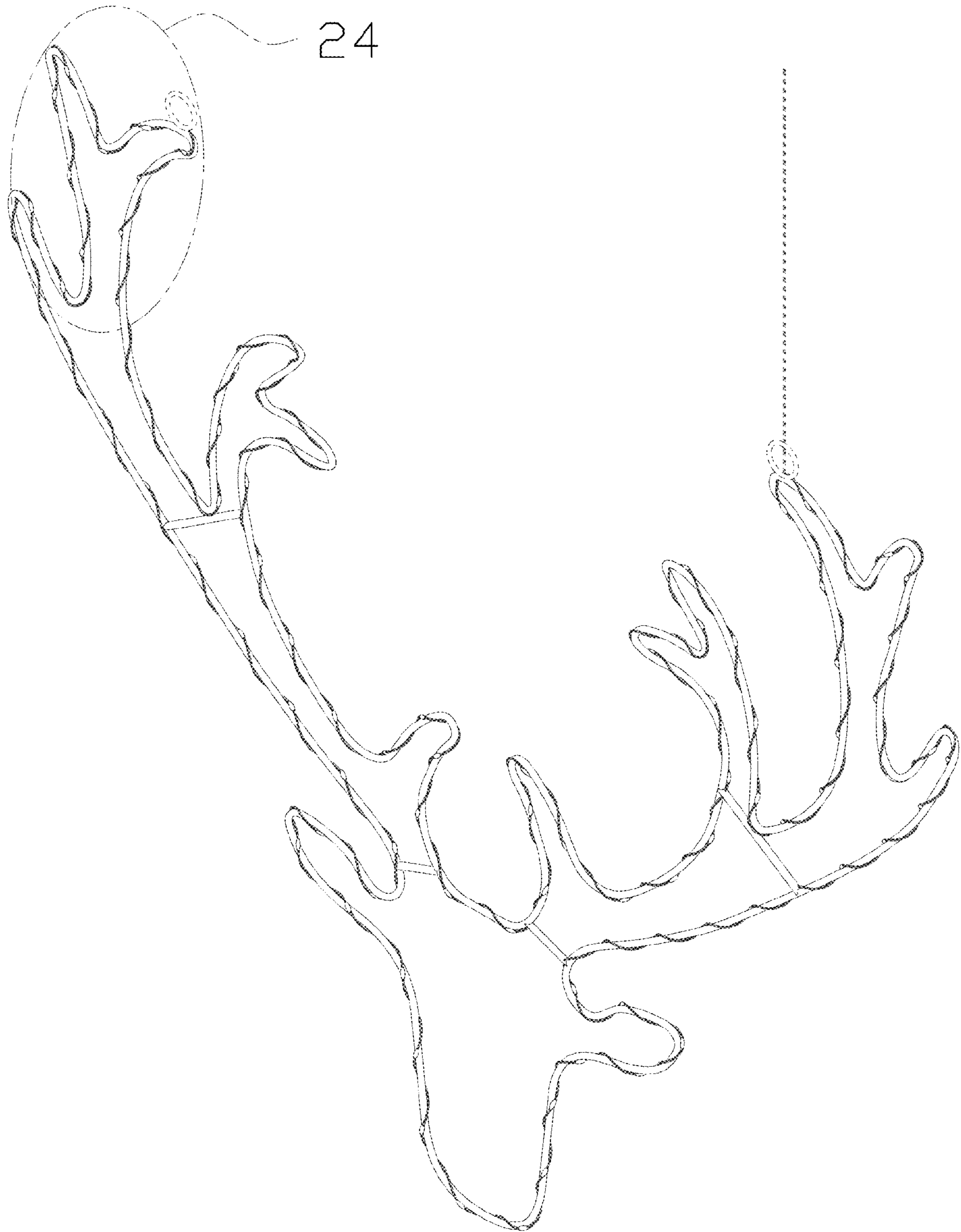


FIG. 17




FIG. 18




FIG. 19



FIG. 20

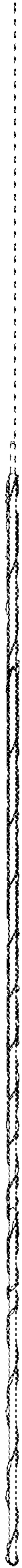


FIG. 21




FIG. 22




FIG. 23

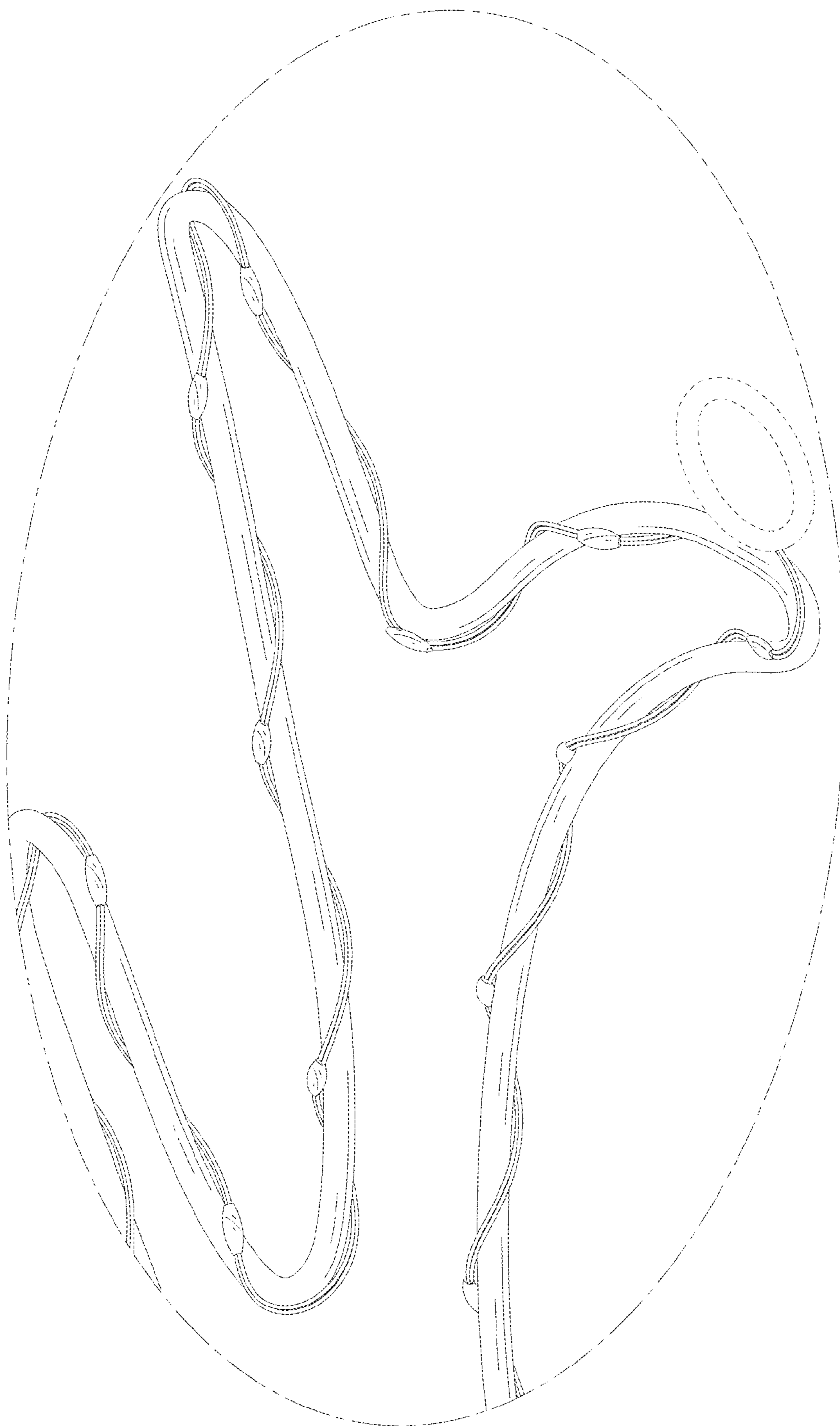
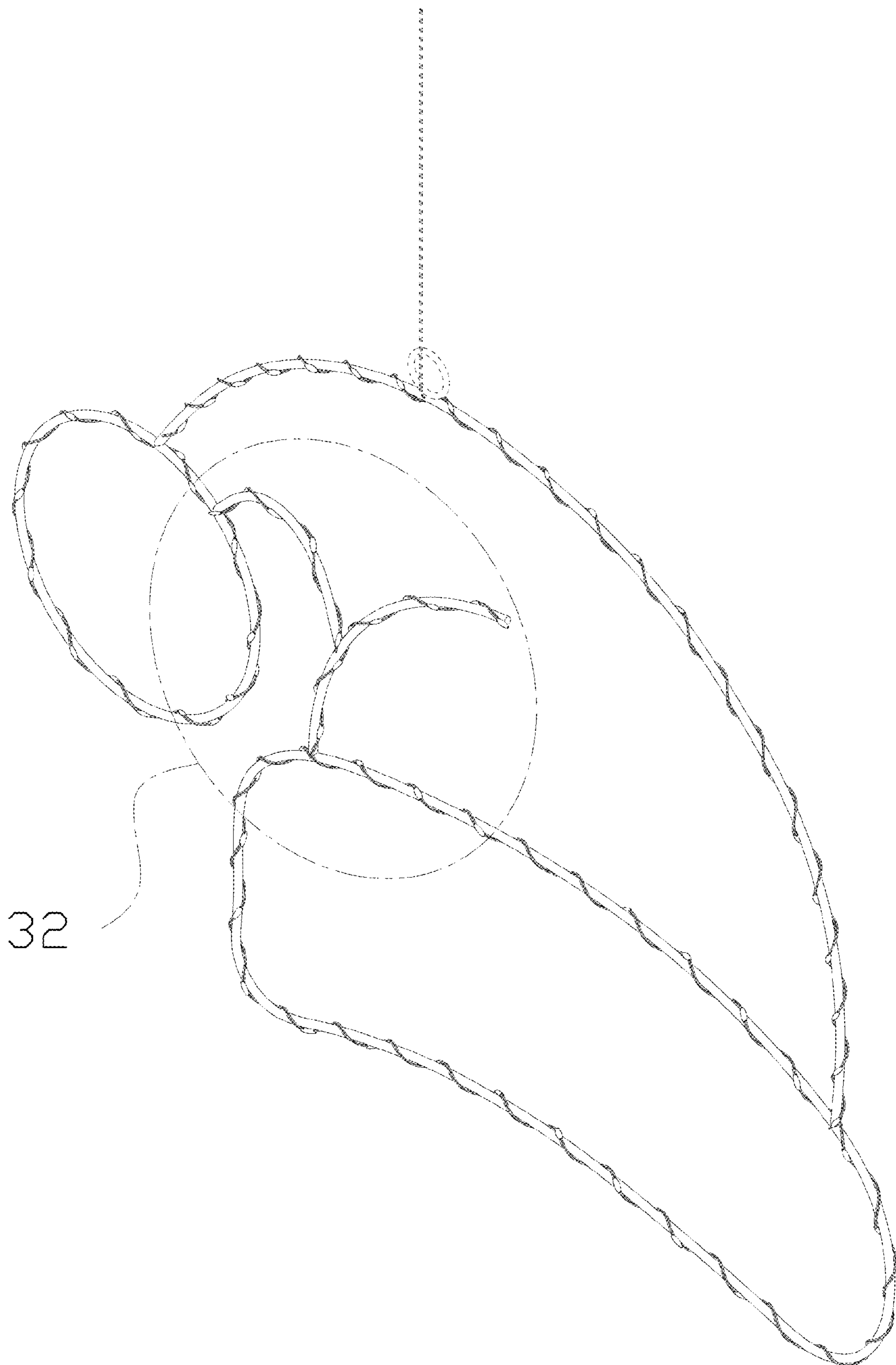


FIG. 24



32

FIG. 25

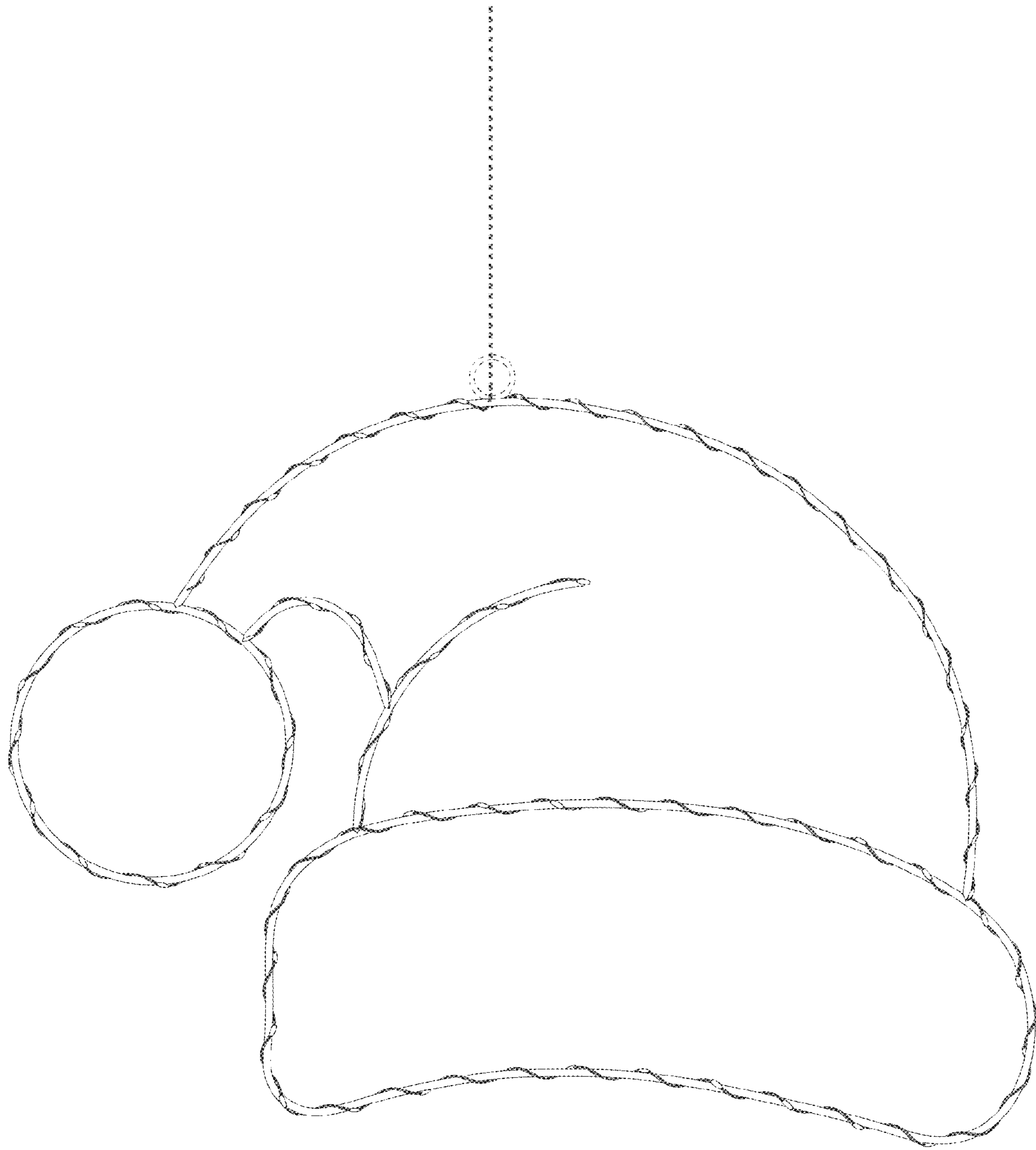


FIG. 26

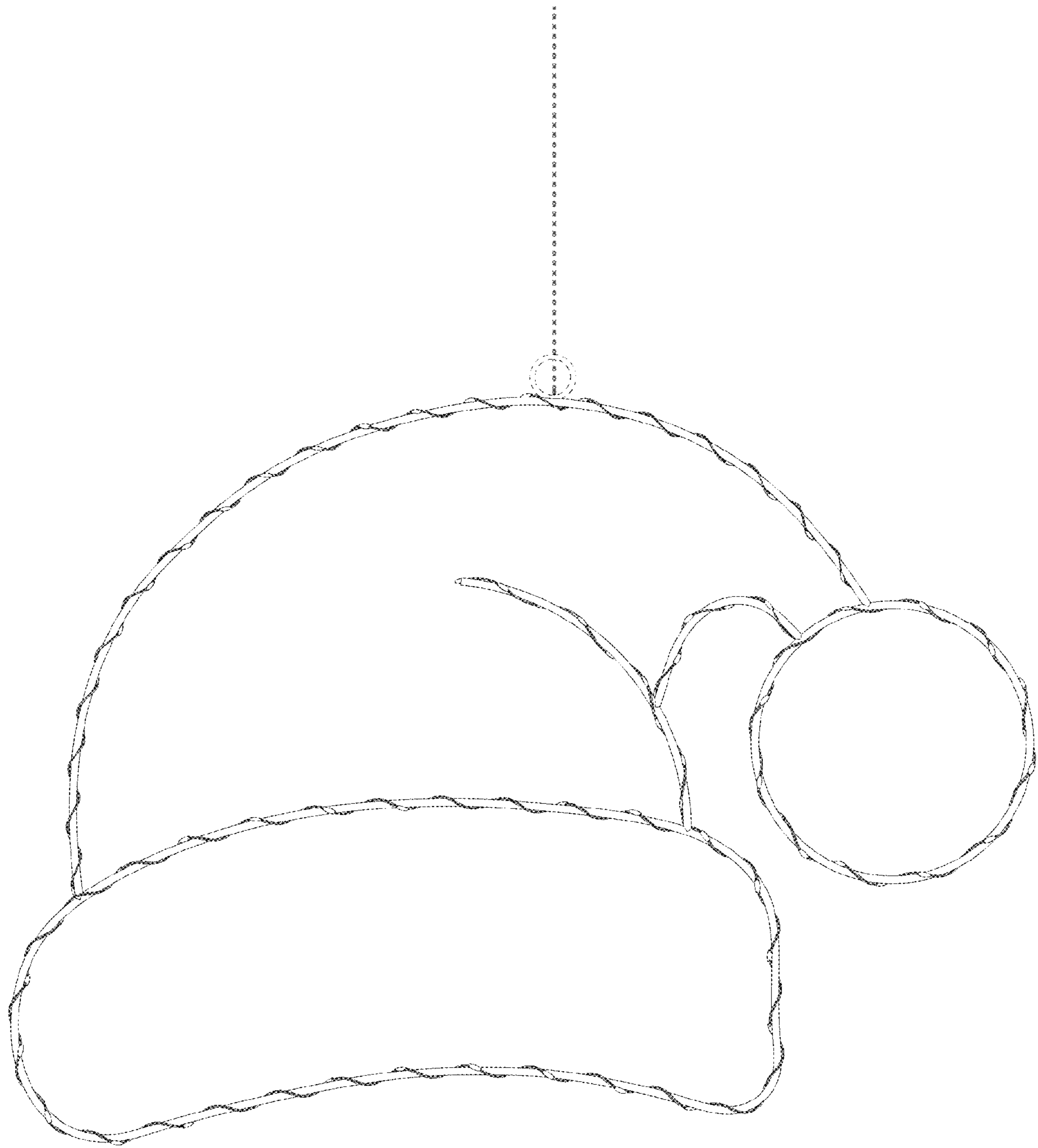


FIG. 27



FIG. 28

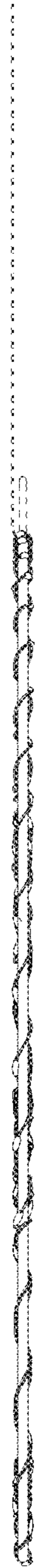


FIG. 29



FIG. 30

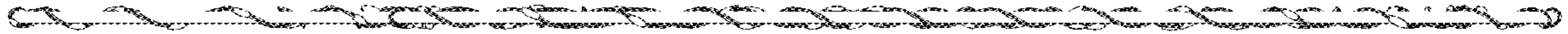


FIG. 31

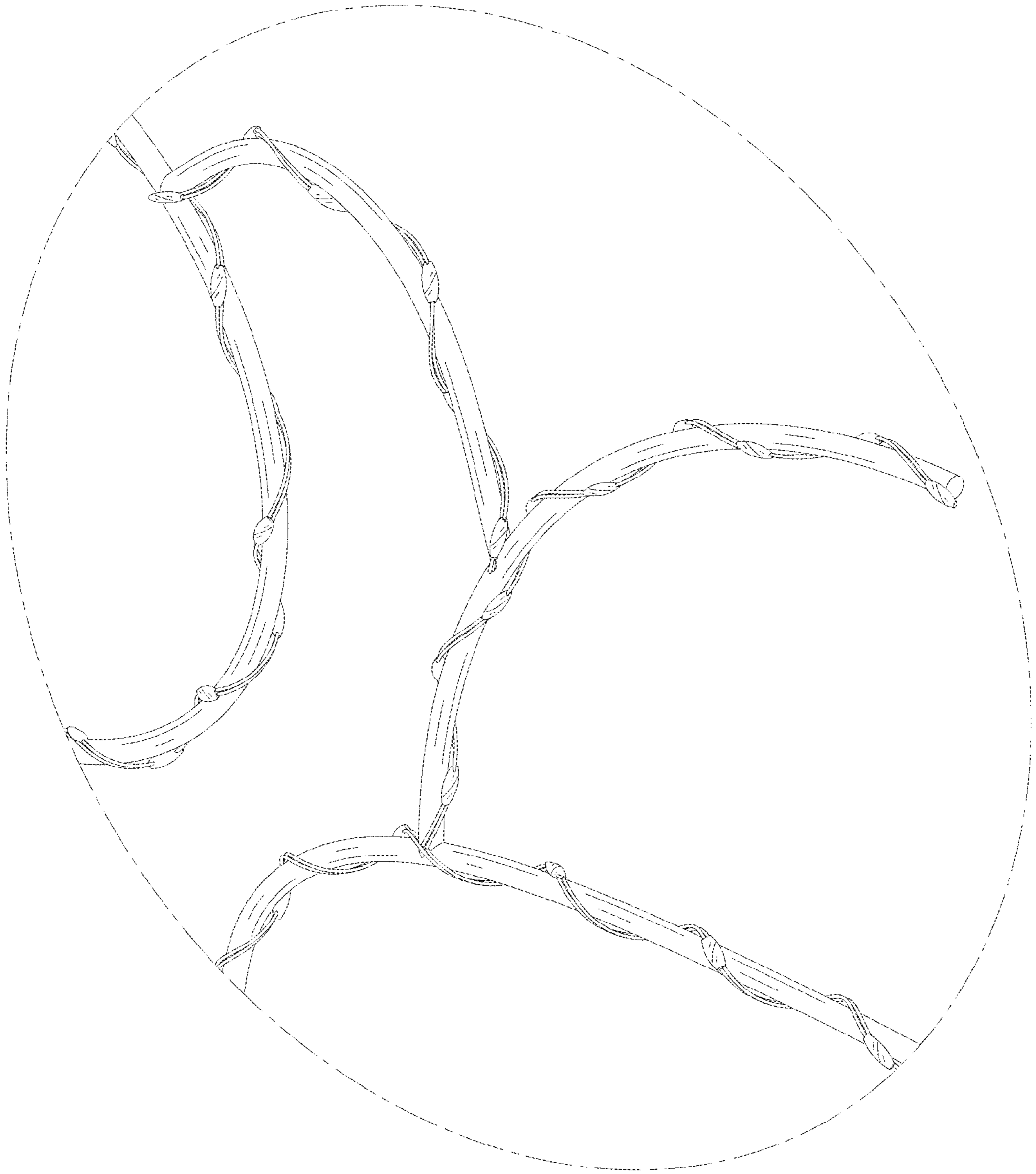


FIG. 32




FIG. 33




FIG. 34




FIG. 35

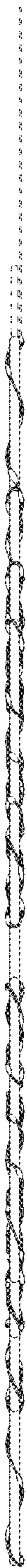


FIG. 36



FIG. 37




FIG. 38




FIG. 39



FIG. 40

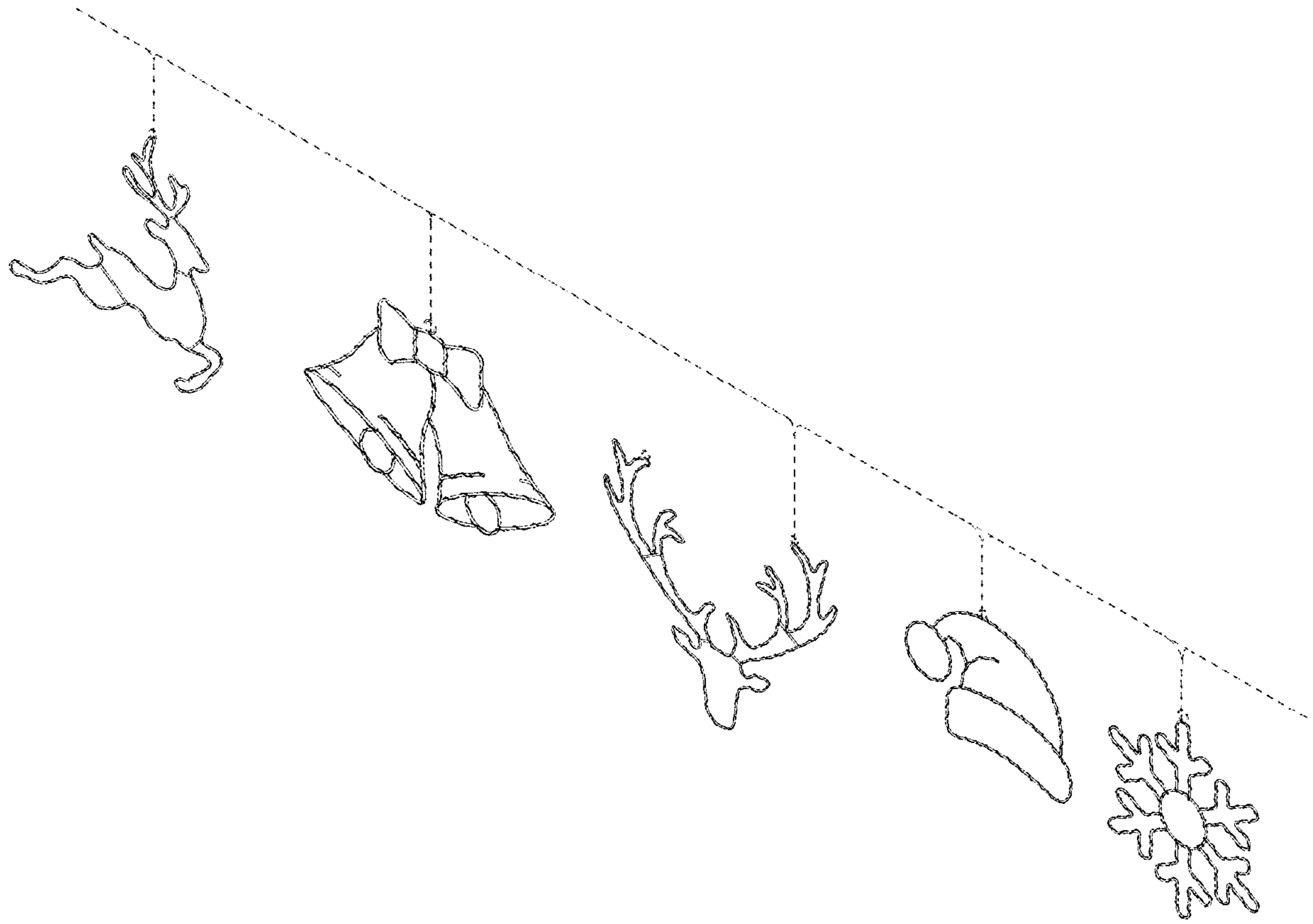


FIG. 41