



US00D989356S

(12) **United States Design Patent** (10) **Patent No.:** **US D989,356 S**
Sist (45) **Date of Patent:** **** Jun. 13, 2023**

(54) **BRACKET**
(71) Applicant: **Bracket Sistem Inc.**, Brampton (CA)
(72) Inventor: **Danny John Sist**, Brampton (CA)
(73) Assignee: **Bracket Sistem Inc.**, Brampton (CA)
(**) Term: **15 Years**

D484,617 S 12/2003 Micheals
6,684,580 B1 * 2/2004 Hull F16M 11/16
256/64
D514,177 S * 1/2006 Connerley D21/705
D662,614 S * 6/2012 Storey D25/134
D769,470 S * 10/2016 Criscione D25/134
D781,463 S * 3/2017 Otto D25/136

(21) Appl. No.: **29/806,897**
(22) Filed: **Sep. 7, 2021**

(30) **Foreign Application Priority Data**

Jul. 28, 2021 (CA) CA 205342

(51) **LOC (14) Cl.** **25-01**
(52) **U.S. Cl.**
USPC **D25/131**

(58) **Field of Classification Search**
USPC D25/119, 125, 126, 127, 128, 129, 130,
D25/131, 132, 133, 134, 135, 136, 38,
D25/43; D8/354
CPC ... E04H 12/2261; E04H 12/08; E04H 12/085;
E04H 12/2269; E04H 12/22; E04H
12/2215; E01F 9/696; E01F 9/617; E04C
3/32; E04C 3/07; E04C 2003/046; F16B
2200/50; F16F 15/02; Y10T 403/7117;
E04B 9/068; A01G 1/00; E02B 3/06;
F21S 4/28; F21V 15/01; F21V 33/006;
A04H 12/2292; A04H 17/22

See application file for complete search history.

(56) **References Cited**

U.S. PATENT DOCUMENTS

1,038,147 A * 9/1912 Johnson E04H 12/2215
52/165
3,730,476 A 5/1973 Prichard, Jr.
3,960,355 A 6/1976 Prichard, Jr. et al.
6,526,722 B1 * 3/2003 Pangburn E04H 12/2292
256/64

OTHER PUBLICATIONS

Steel Wall Scaffold Over Plate Hanger for Bracket https://www.homedepot.com/p/Acro-Building-Systems-Steel-Wall-Scaffold-Over-Plate-Hanger-for-Bracket-12020/300564506?source=shoppingads&locale=en-US&pla&mtc=SHOPPING-CM-CML-GGL-D22-022_010_ (Year: 2018).*
ROOFING-NA-NA-NA-SMART-NA-NA-NA-NA-NBR-NA-NA-NEW-Pmax&cm_mmc=SHOPPING-CM-CML-GGL-D22-022_010_ ROOFING-NA-NA-NA-SMART-NA-NA-NA-NA-NBR-NA-NA-NEW-Pmax-71700000103694446--&gclid=EAJalQobChMlwPuc6-qN_QIVzkdyCh2UgQ1_EAQYAiABEgLo4fD_BwE&gclsrc=aw.ds May 21, 2018 (Year: 2018).*

* cited by examiner

Primary Examiner — Samantha Q Lawrence
(74) *Attorney, Agent, or Firm* — Ridout & Maybee LLP

(57) **CLAIM**

The ornamental design for a bracket, as shown and described.

DESCRIPTION

FIG. 1 is a perspective view of a bracket showing my new design, from the top and the right side thereof;
FIG. 2 is a right side elevation view thereof;
FIG. 3 is a left side elevation view thereof;
FIG. 4 is a front elevation view thereof;
FIG. 5 is a rear elevation view thereof;
FIG. 6 is a top plan view thereof; and,
FIG. 7 is a bottom plan view thereof.

1 Claim, 3 Drawing Sheets

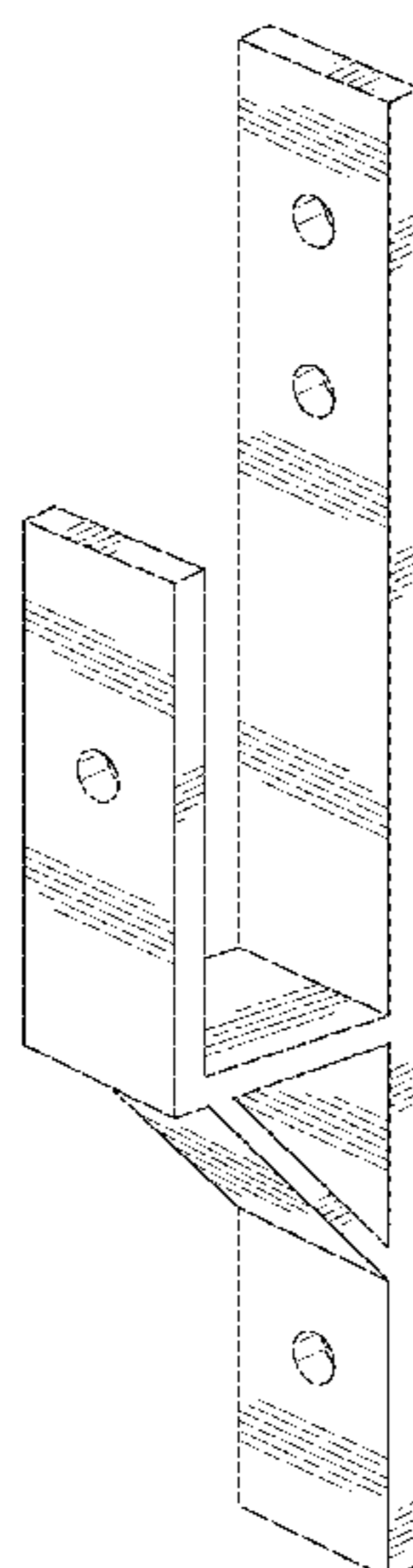


Fig. 1

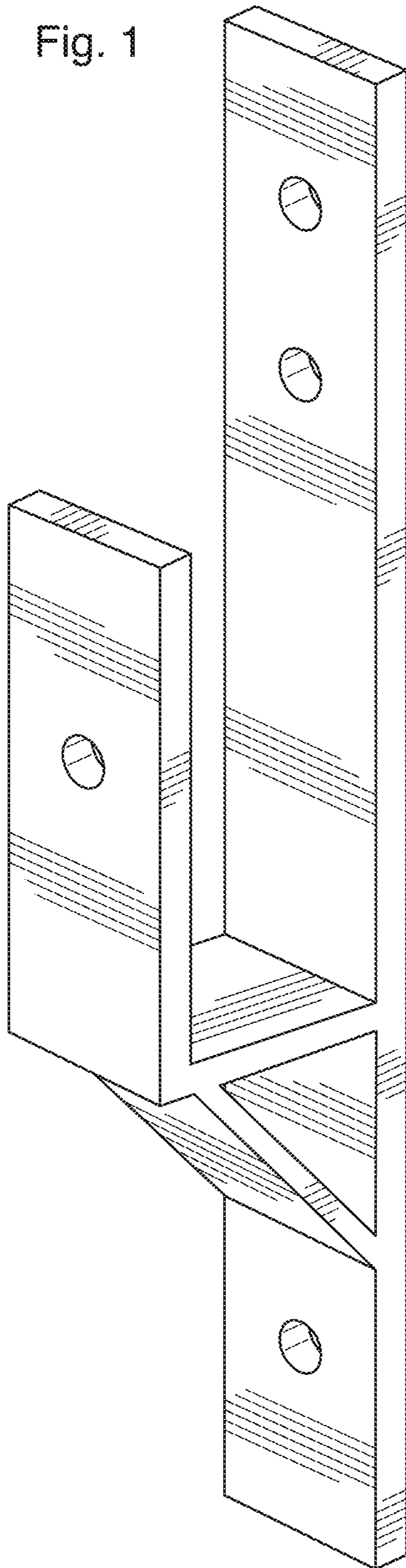


Fig. 2

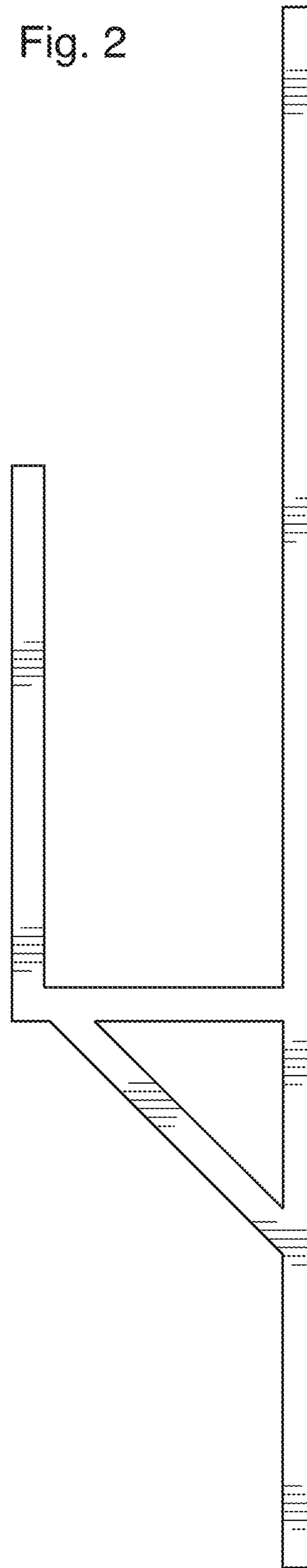


Fig. 3

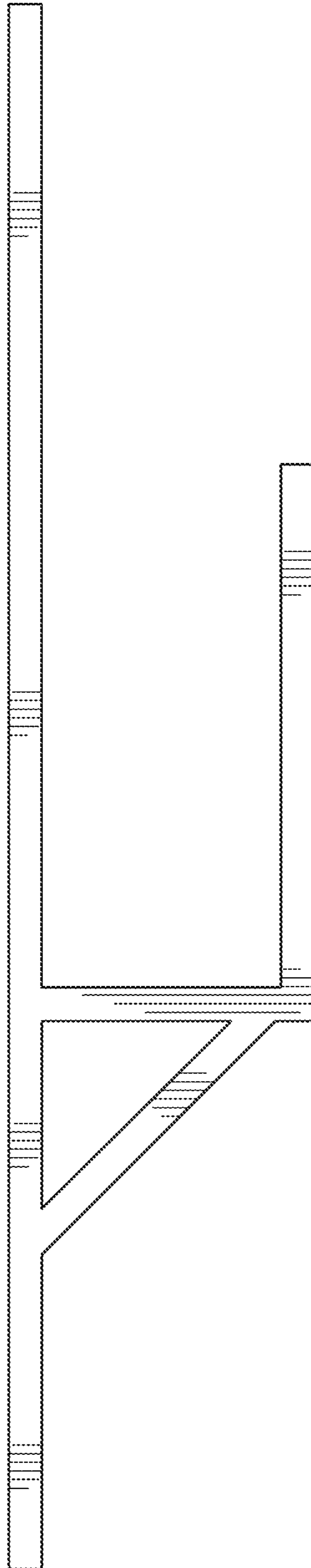


Fig. 4

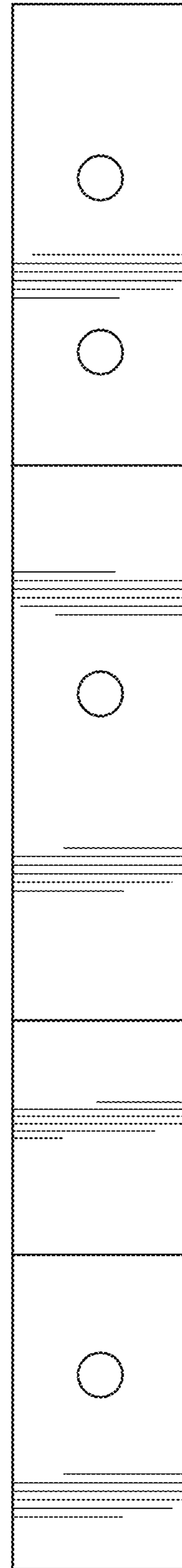


Fig. 5



Fig. 6

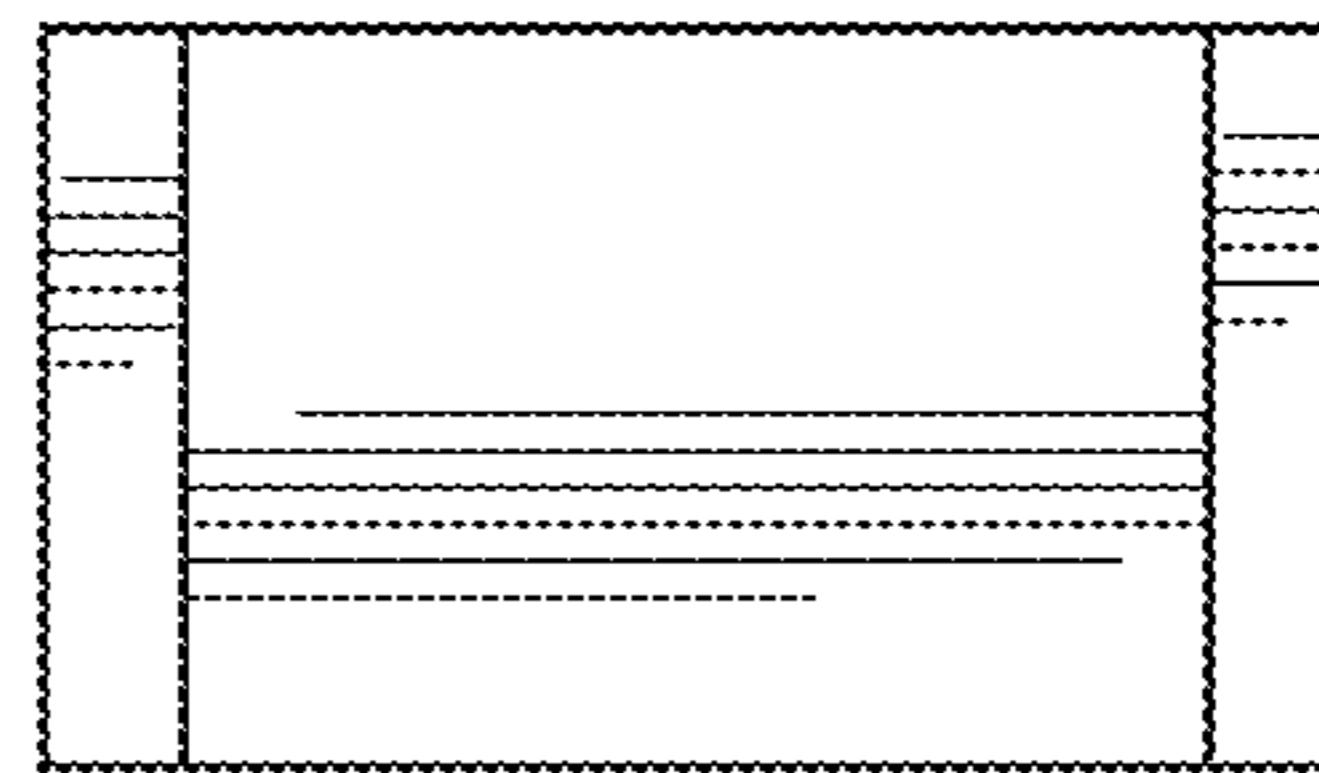


Fig. 7

