



US00D989353S

(12) **United States Design Patent** (10) **Patent No.:** **US D989,353 S**
Villella Garcia (45) **Date of Patent:** **** Jun. 13, 2023**

(54) **KERB** 8,453,995 B2 * 6/2013 Christensen E01F 15/088
256/13.1
(71) Applicant: **Ziclacities, S.L.**, Barcelona (ES) D719,278 S * 12/2014 Reutherdal D25/38.1
D812,779 S * 3/2018 Bonk B64F 1/16
D12/217
(72) Inventor: **Gastón Ezequiel Villella Garcia**,
Barcelona (ES) 10,774,489 B1 * 9/2020 Yodock, Jr. E02B 3/108
10,837,150 B2 * 11/2020 Muegerl E01F 15/088
2008/0286041 A1 * 11/2008 Yodock, Jr. E01F 15/086
404/6
(73) Assignee: **Ziclacities, S.L.**, Barcelona (ES) 2010/0111602 A1 * 5/2010 Yodock, III E01F 15/086
404/6
(**) Term: **15 Years** 2020/0173122 A1 * 6/2020 Ramaekers E01F 15/08
(Continued)

(21) Appl. No.: **29/774,293**

(22) Filed: **Mar. 16, 2021**

(51) **LOC (14) Cl.** **25-01**

(52) **U.S. Cl.**
USPC **D25/38.1**

(58) **Field of Classification Search**
USPC D12/217; D25/38.1, 164, 199
CPC . E01F 15/00; E01F 15/02; E01F 15/04; E01F
15/08; E01F 15/083; E01F 15/086; E01F
15/088; E01F 15/10; E01F 13/00; E02B
3/108

See application file for complete search history.

(56) **References Cited**

U.S. PATENT DOCUMENTS

4,498,660 A * 2/1985 Brema E04H 17/1404
D25/138
D385,362 S * 10/1997 Rossetti D25/38.1
D439,935 S * 4/2001 Tagg D10/113.1
D441,409 S * 5/2001 Tagg D10/113.1
6,913,415 B1 * 7/2005 Tagg E01F 15/086
404/6
7,144,188 B1 * 12/2006 Mallinson E01F 15/086
404/6
7,198,426 B2 * 4/2007 Kang E01F 15/088
404/9
D552,250 S * 10/2007 Christensen D25/38.1
D569,992 S * 5/2008 Christensen D25/38.1
D614,984 S * 5/2010 Christensen D10/113.3

FOREIGN PATENT DOCUMENTS

GB 9001757261-0002 * 9/2010
GB 9008171466-0001 * 9/2020

OTHER PUBLICATIONS

NYC Dot Twitter https://mobile.twitter.com/NYC_DOT/status/1192157136089993217/photo/1 Posted Nov. 6, 2019 (Year: 2019).*

(Continued)

Primary Examiner — Leanne Was-Englehart

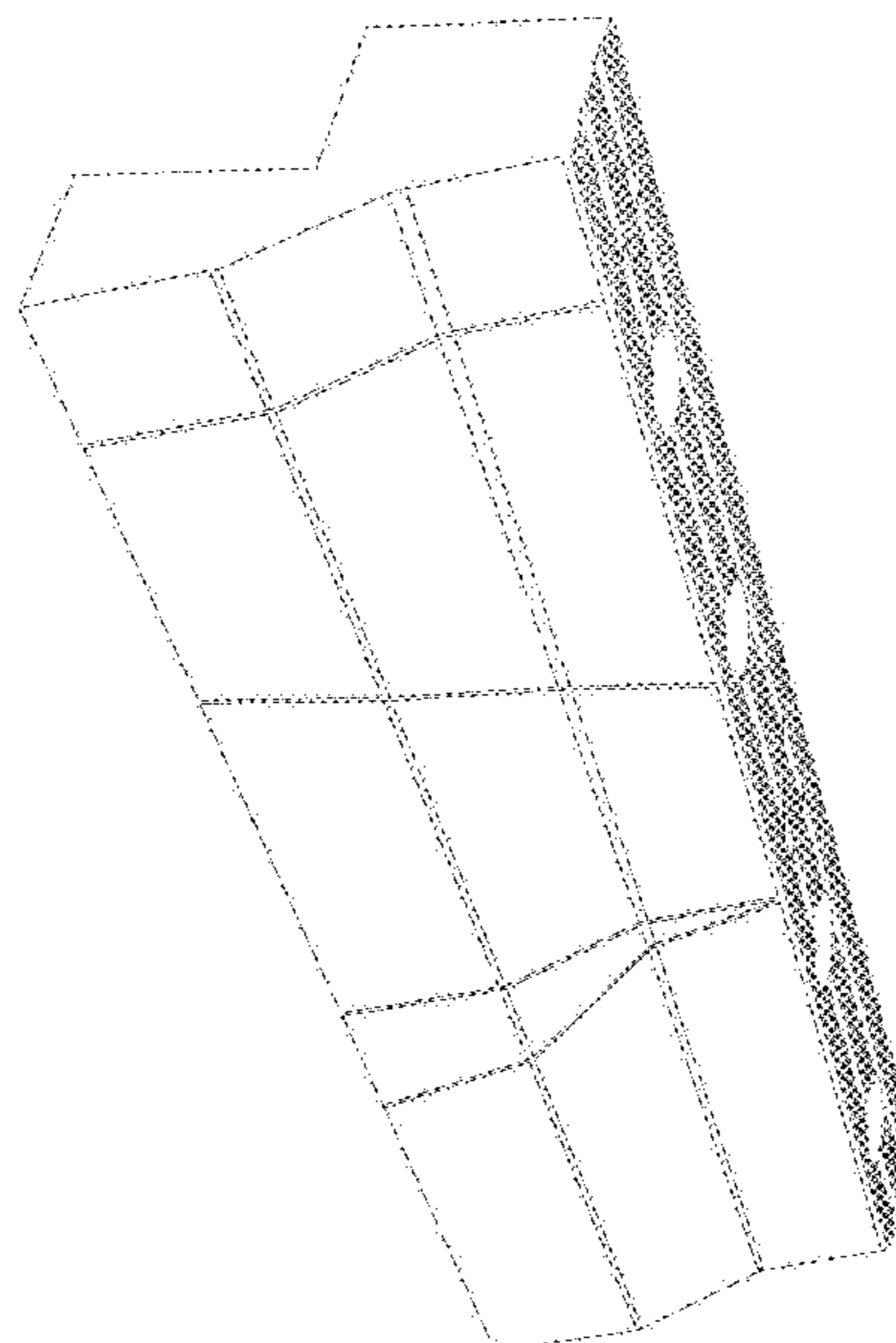
(57) **CLAIM**

The ornamental design for a kerb, as shown and described.

DESCRIPTION

FIG. 1 is front perspective view;
FIG. 2 is a front view
FIG. 3 is lower plan view;
FIG. 4 is a rear view;
FIG. 5 is an upper plan view;
FIG. 6 is a lower perspective view; and,
FIG. 7 is a rear perspective view.
The broken lines depict portions of the kerb that form no part of the claimed design.

1 Claim, 7 Drawing Sheets



(56)

References Cited

U.S. PATENT DOCUMENTS

2022/0056654 A1* 2/2022 Rico Arenal E01F 15/088
2022/0205199 A1* 6/2022 Klein E01F 15/12

OTHER PUBLICATIONS

Ccim-working-group-meeting-8-presentation <https://www.portland.gov/sites/default/files/2021/ccim-working-group-meeting-8-presentation.pdf> Nov. 2021 (Year: 2021).*

Vectorial_System_EN https://translineinc.com/wp-content/uploads/2020/11/Vectorial_system_Transline.pdf Nov. 2020 (Year: 2020).*

Official Action dated Aug. 26, 2022 From the U.S. Patent and Trademark Office Re. U.S. Appl. No. 29/774,283. (10 Pages).

Official Action dated Aug. 26, 2022 From the U.S. Patent and Trademark Office Re. U.S. Appl. No. 29/774,298. (10 Pages).

* cited by examiner

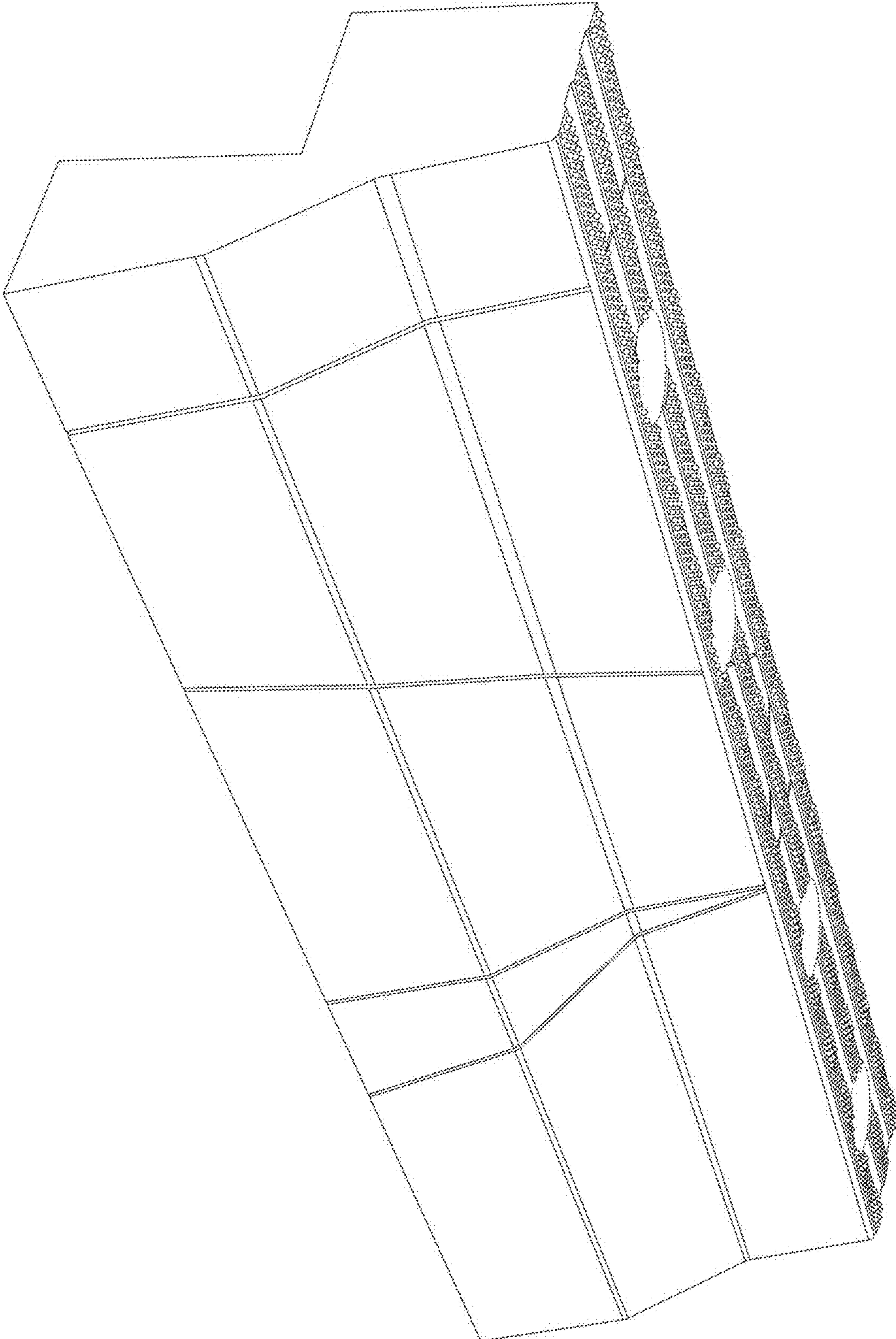


Fig. 1

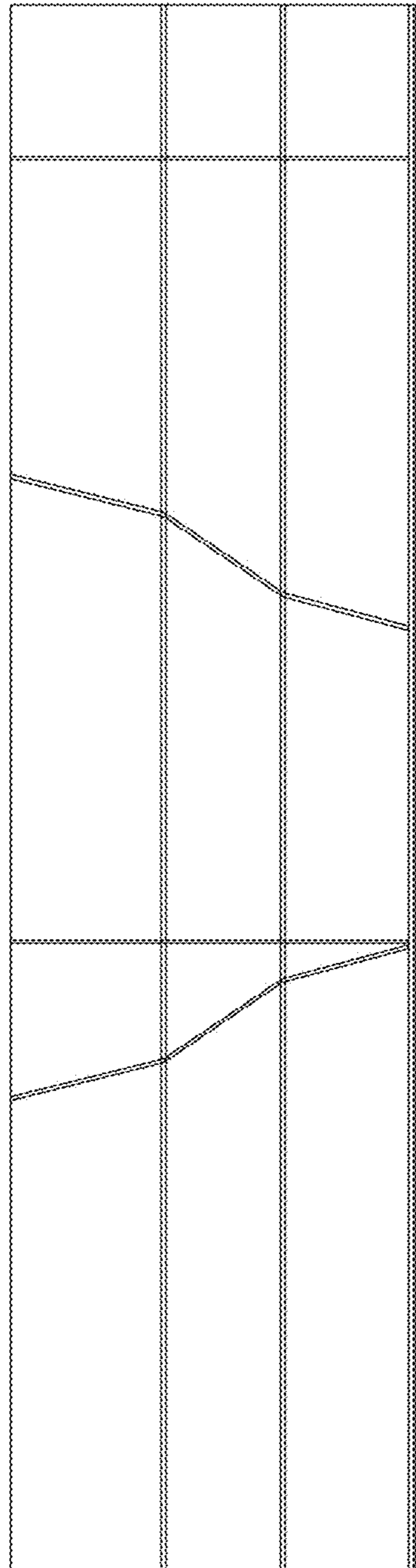


Fig. 2

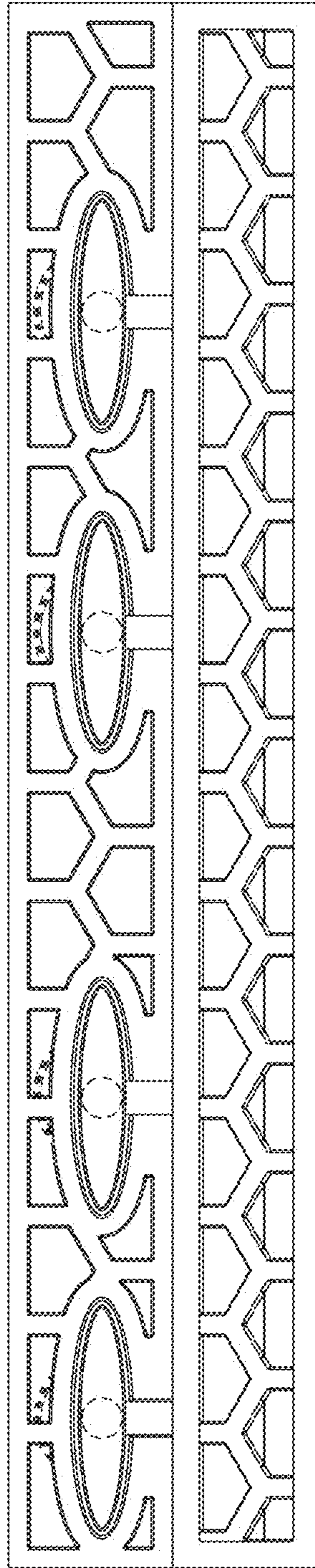


Fig. 3




Fig. 4

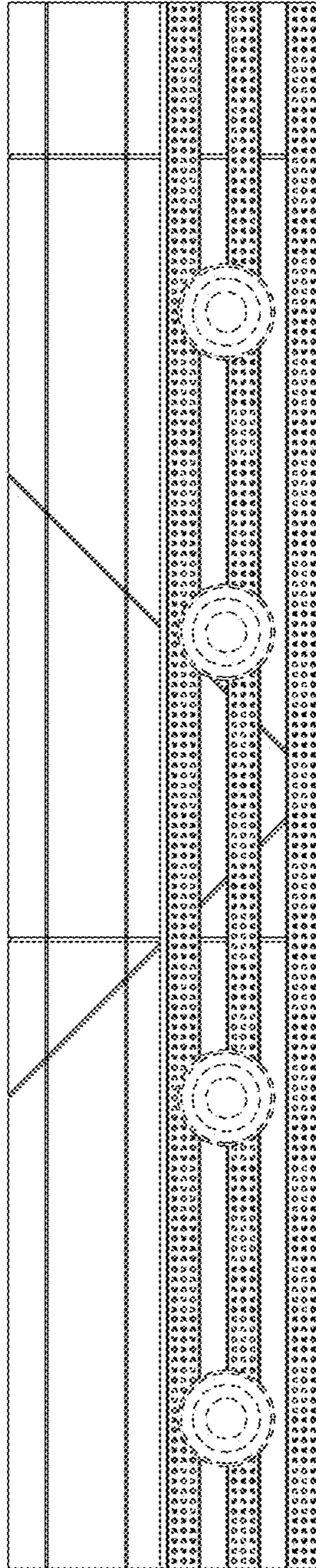


Fig. 5

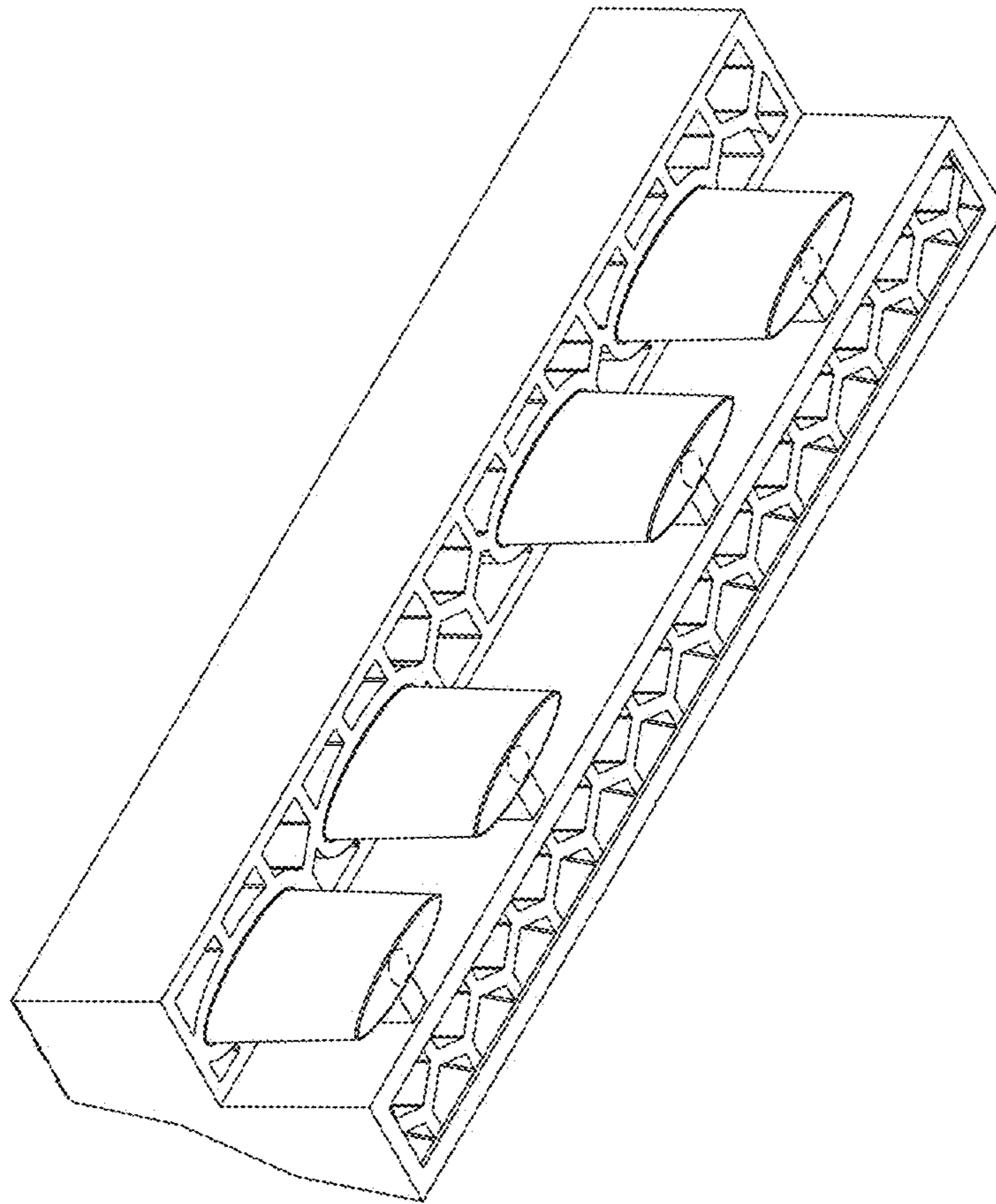


Fig. 6

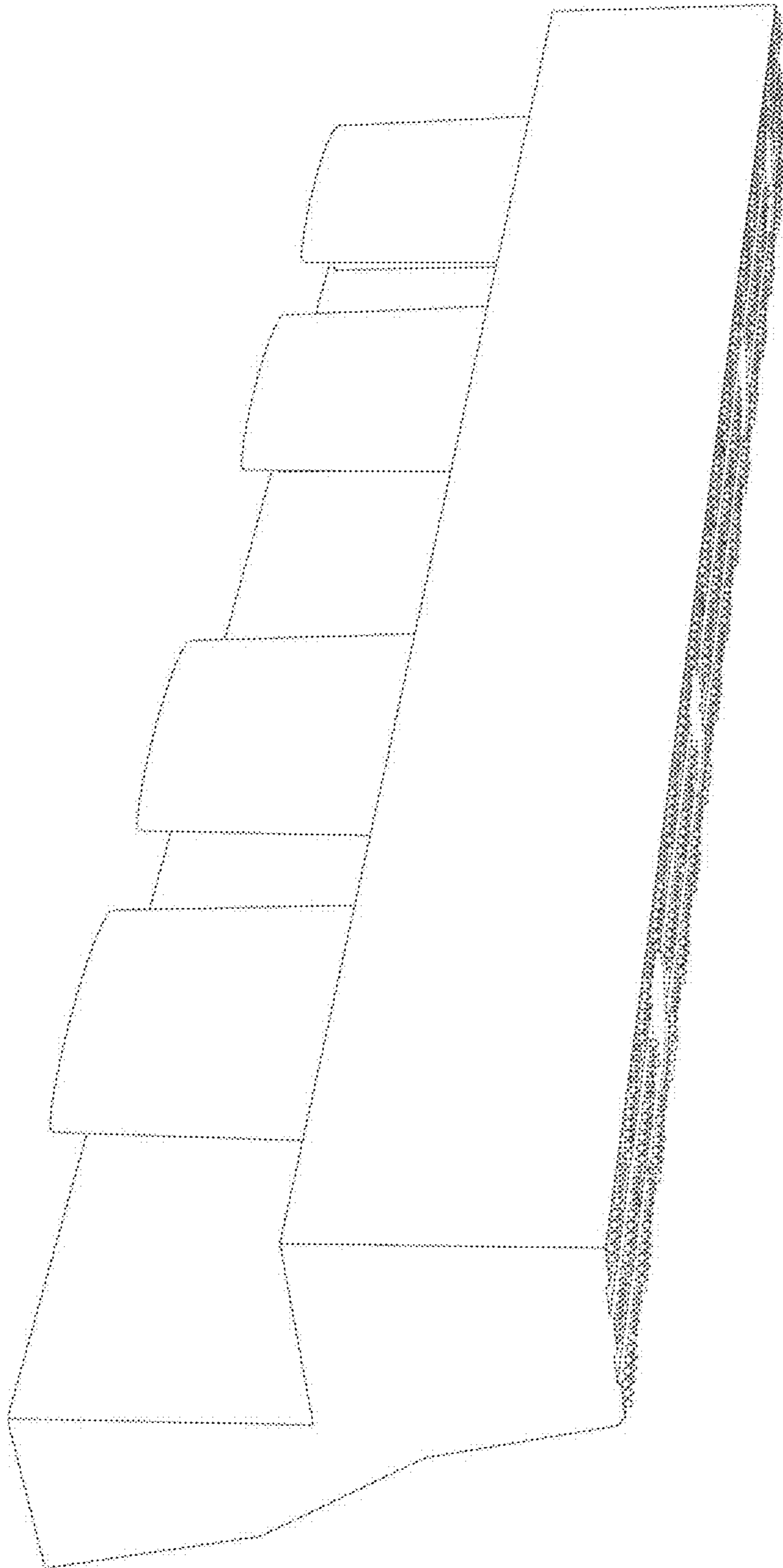


Fig. 7