



US00D989341S

(12) **United States Design Patent**
Zhang

(10) **Patent No.:** **US D989,341 S**
(45) **Date of Patent:** **** Jun. 13, 2023**

- (54) **PENIS RING**
- (71) Applicant: **Dongguan Siyou Electronic Technology Co., Ltd, Dongguan (CN)**
- (72) Inventor: **Wenbin Zhang, Nanchong (CN)**
- (73) Assignee: **Dongguan Siyou Electronic Technology Co., Ltd, Dongguan (CN)**
- (**) Term: **15 Years**
- (21) Appl. No.: **29/881,488**
- (22) Filed: **Jan. 2, 2023**
- (51) **LOC (14) Cl.** **28-03**
- (52) **U.S. Cl.**
USPC **D24/215**
- (58) **Field of Classification Search**
USPC D24/215, 200, 211, 212, 213, 214, 133,
D24/107, 231, 184, 209, 104, 105, 108,
D24/141, 143
CPC A61H 7/00; A61H 7/003; A61H 7/004;
A61H 23/00; A61H 23/02; A61H 19/00;
A61H 19/30; A61H 19/32; A61H 19/34;
A61H 19/40; A61H 19/44; A61H 19/50;
A61H 21/00; A61H 2205/087; A61F
5/41; A61F 2005/414; A61F 2005/417
See application file for complete search history.

- 2016/0106569 A1* 4/2016 Hahr A61F 5/41
600/41
- 2020/0329184 A1* 10/2020 Woodward H04N 7/185
- 2021/0136262 A1* 5/2021 Woodward H04N 5/2257
- 2021/0322202 A1* 10/2021 Xu A61F 5/41

OTHER PUBLICATIONS

Satisfyer—legendary duo. Date: Jul. 29, 2021. [online]. [Site visited Feb. 13, 2023]. Available from Internet URL: <https://www.amazon.co.uk/dp/B09BFRNH66/> (Year: 2021).*

Satisfyer—Cock Ring. Date: Oct. 26, 2021. [online]. [Site visited Feb. 13, 2023]. Available from Internet URL: <https://www.amazon.co.uk/dp/B09KCD6B9J/> (Year: 2021).*

Penis rings. (Design—© Questel) orbit.com. [Online PDF compilation of references] 22 pgs. Print Dates Range Feb. 16, 2018-Mar. 18, 2022 [Retrieved Feb. 17, 2023] <https://www.orbit.com/export/UCZAH96B/pdf4/37e719b1-3180-4f7b-84eb-a6d1c507ab73-214015.pdf> (Year: 2023).*

* cited by examiner

Primary Examiner — Eliza Z Harvey
Assistant Examiner — Landon Thomas Cassell

(57) **CLAIM**

The ornamental design for a penis ring, as shown and described.

DESCRIPTION

FIG. 1 is a front, top and right side perspective view of a penis ring, showing my new design;
FIG. 2 is a front view thereof;
FIG. 3 is a rear view thereof;
FIG. 4 is a left side view thereof;
FIG. 5 is a right side view thereof;
FIG. 6 is a top view thereof; and,
FIG. 7 is a bottom view thereof.
The broken lines in the drawings illustrate the portions of the penis ring, which form no part of the claimed design.

1 Claim, 7 Drawing Sheets

(56) **References Cited**
U.S. PATENT DOCUMENTS

- D706,439 S * 6/2014 Hahr D24/215
- D738,521 S * 9/2015 Matsuura D24/215
- D824,037 S * 7/2018 Yueh D24/215
- D832,437 S * 10/2018 Zeltwanger D24/141
- D834,714 S 11/2018 Cao
- D877,352 S * 3/2020 Jouffret D24/215
- D884,916 S * 5/2020 Dumler D24/215
- 11,253,387 B2 * 2/2022 Xu A61F 5/41
- D950,763 S * 5/2022 Anderton D24/215
- 2015/0313749 A1 * 11/2015 Hahr A61H 19/34
600/39



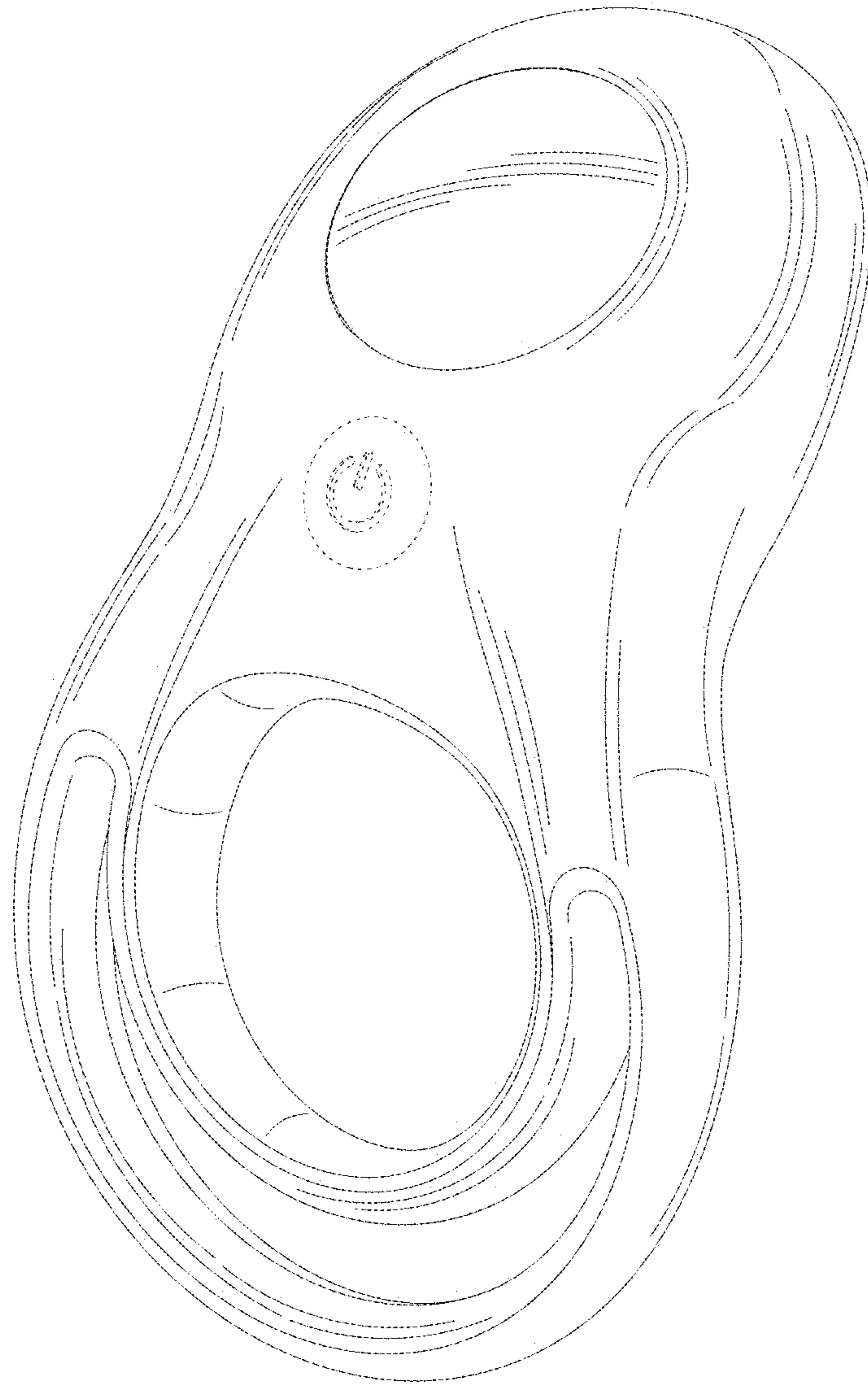


FIG. 1

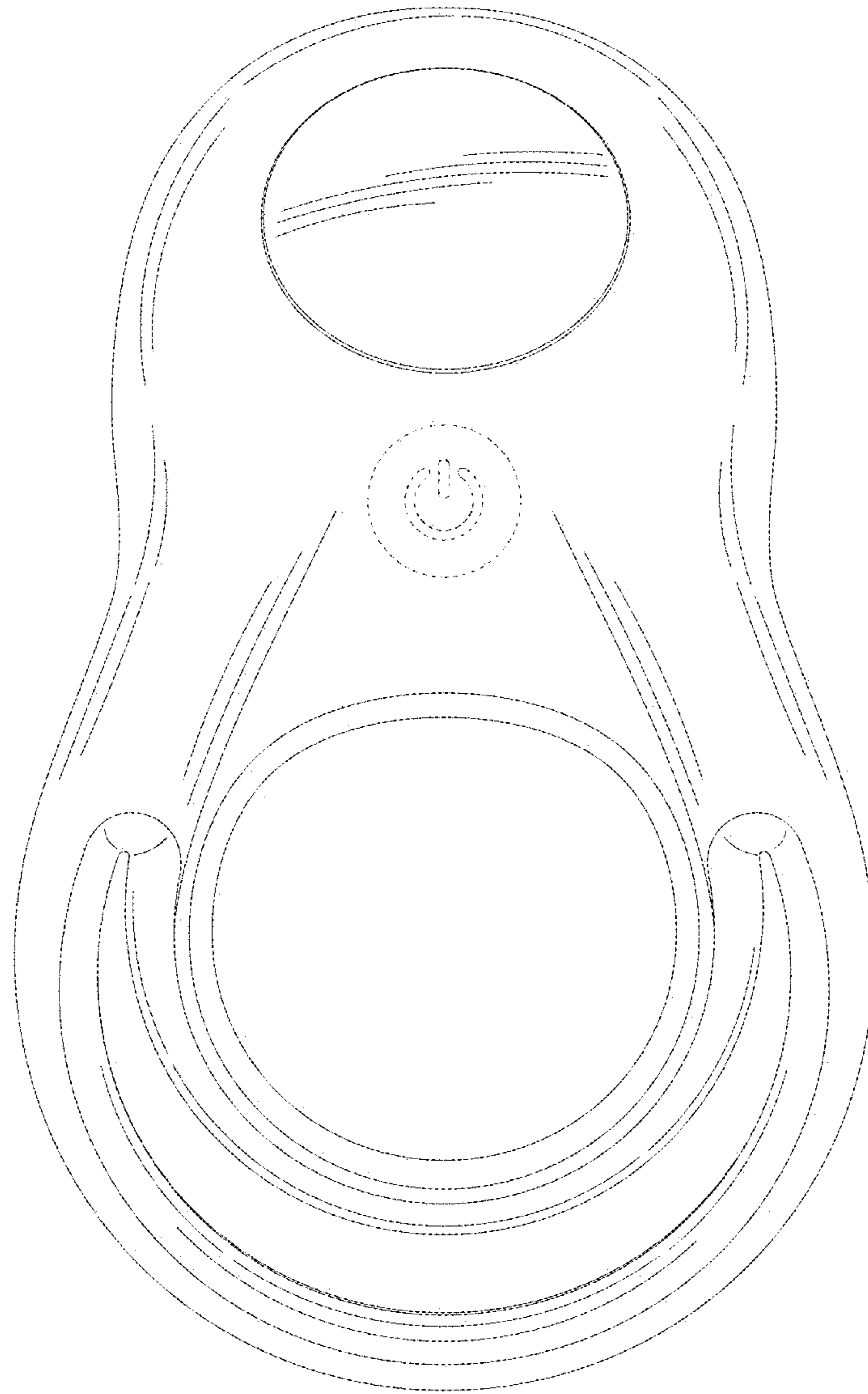


FIG. 2

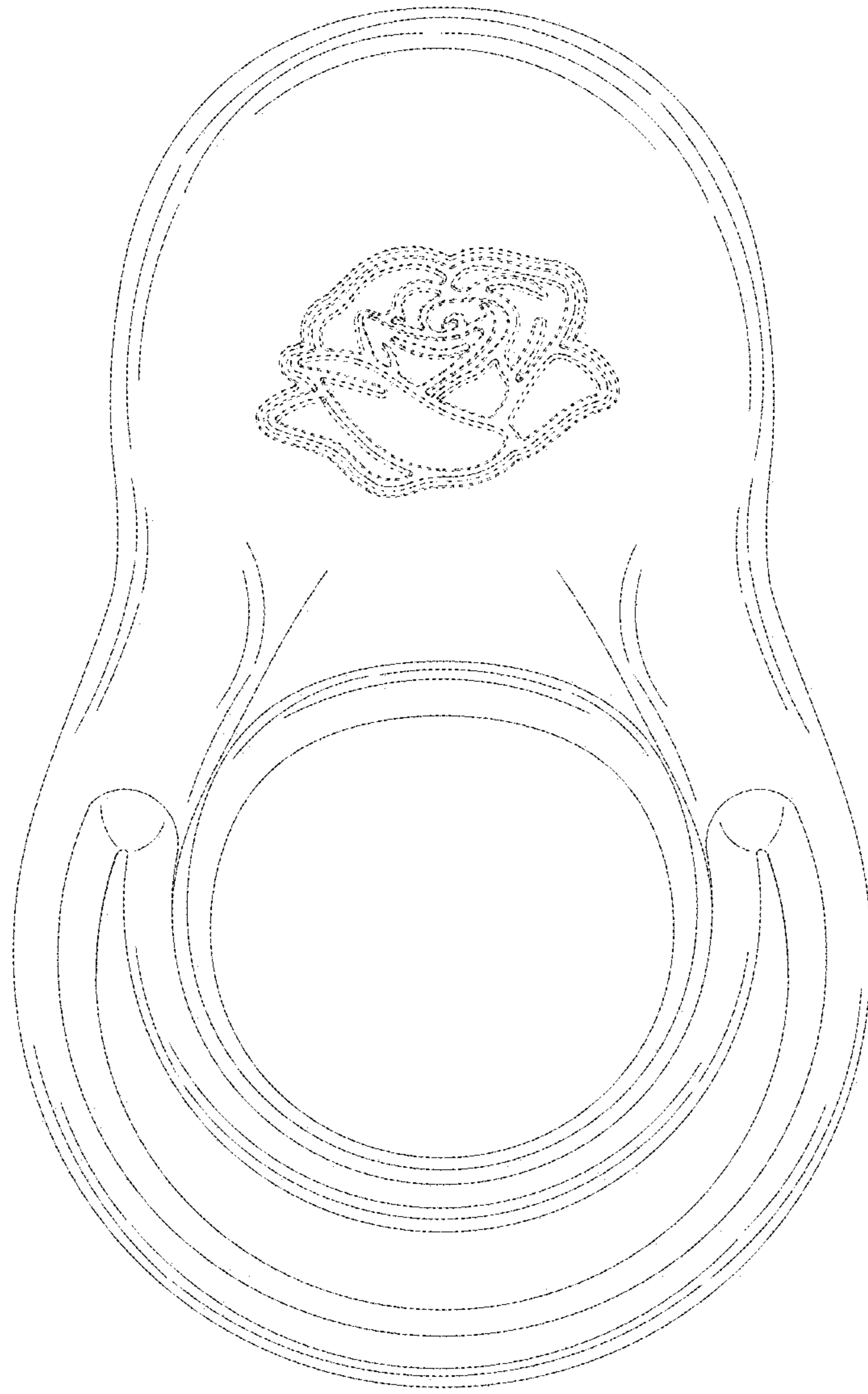


FIG. 3

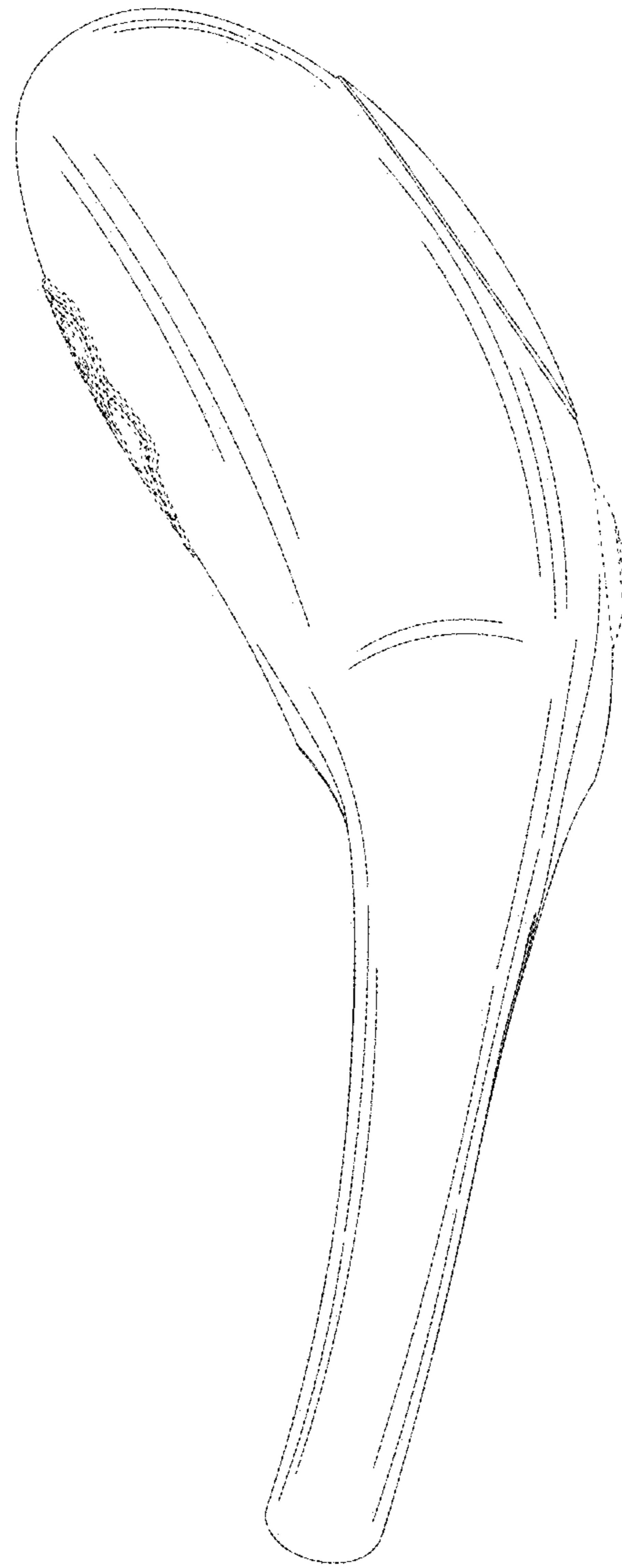


FIG. 4

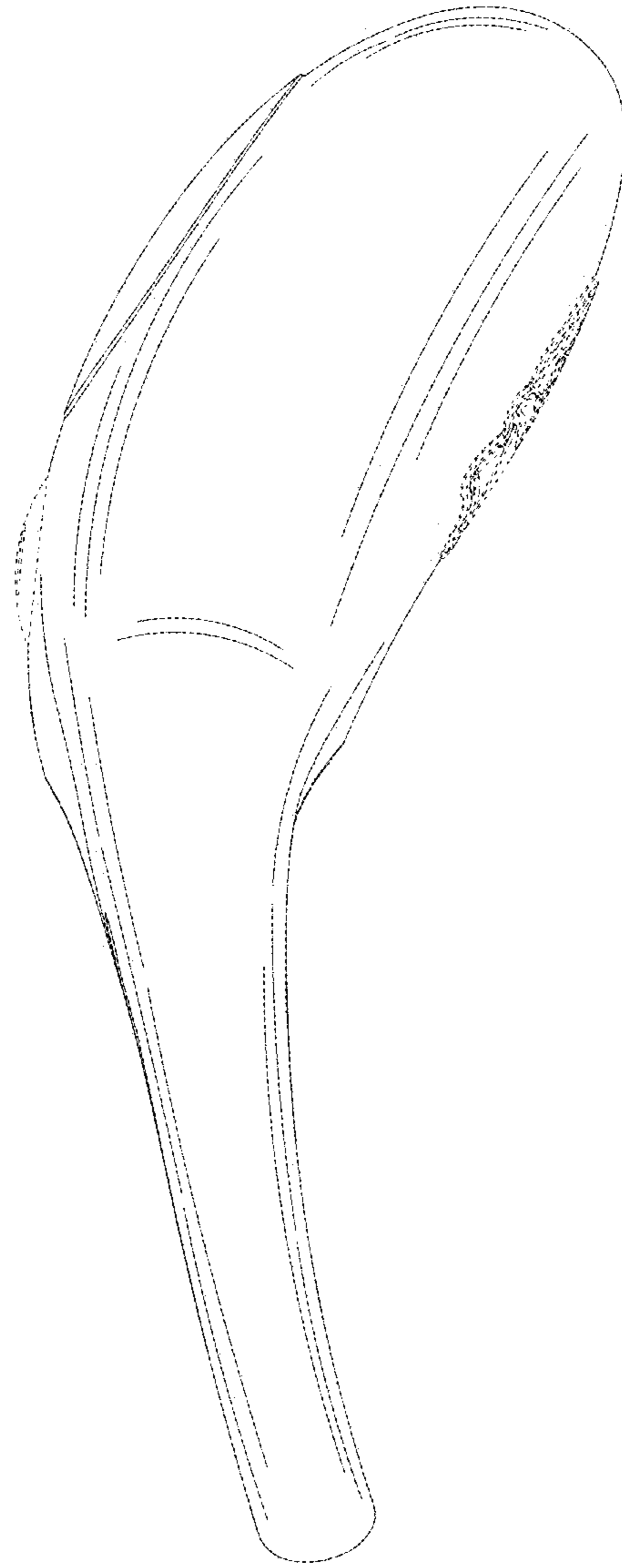


FIG. 5

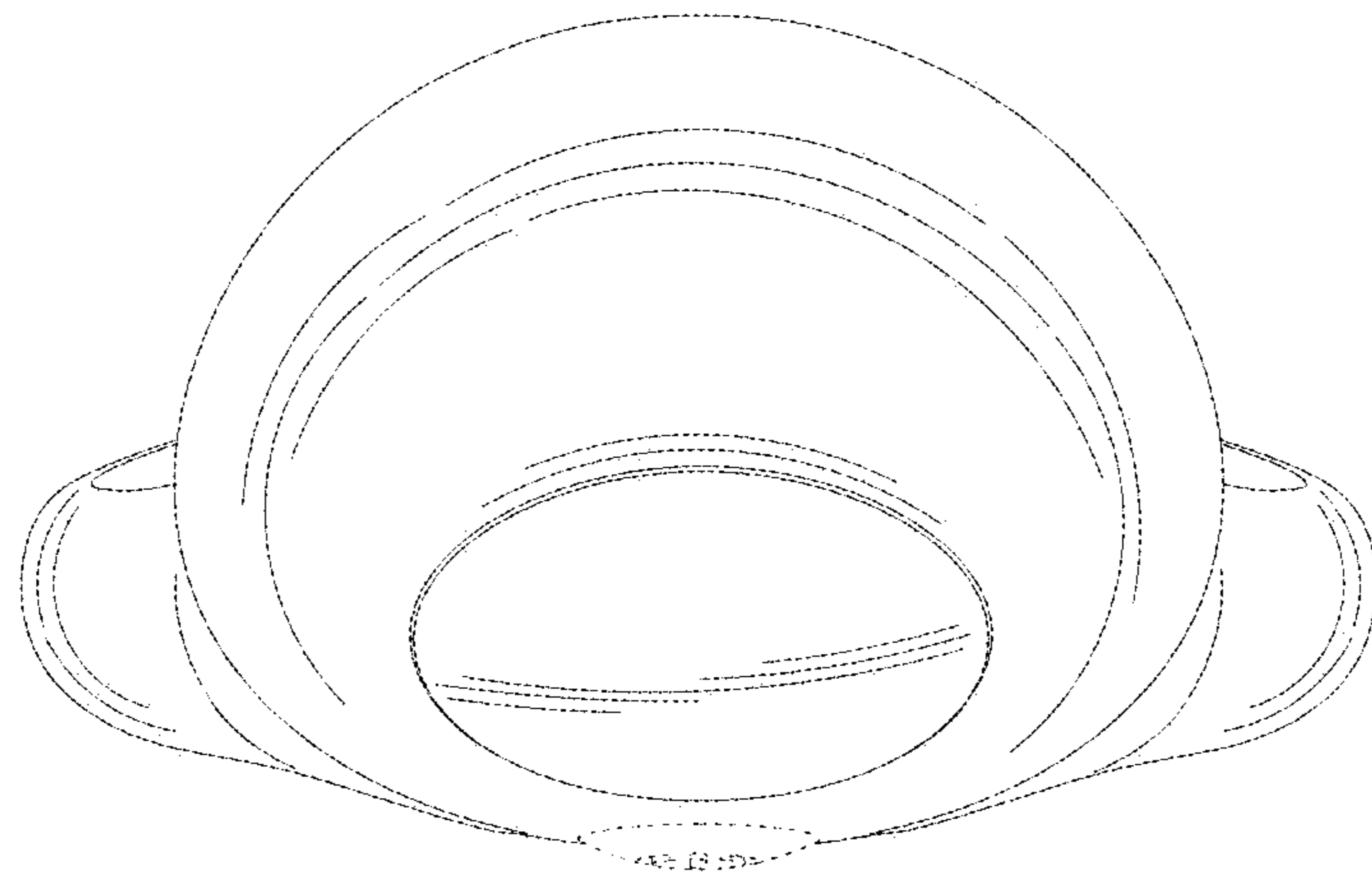


FIG. 6

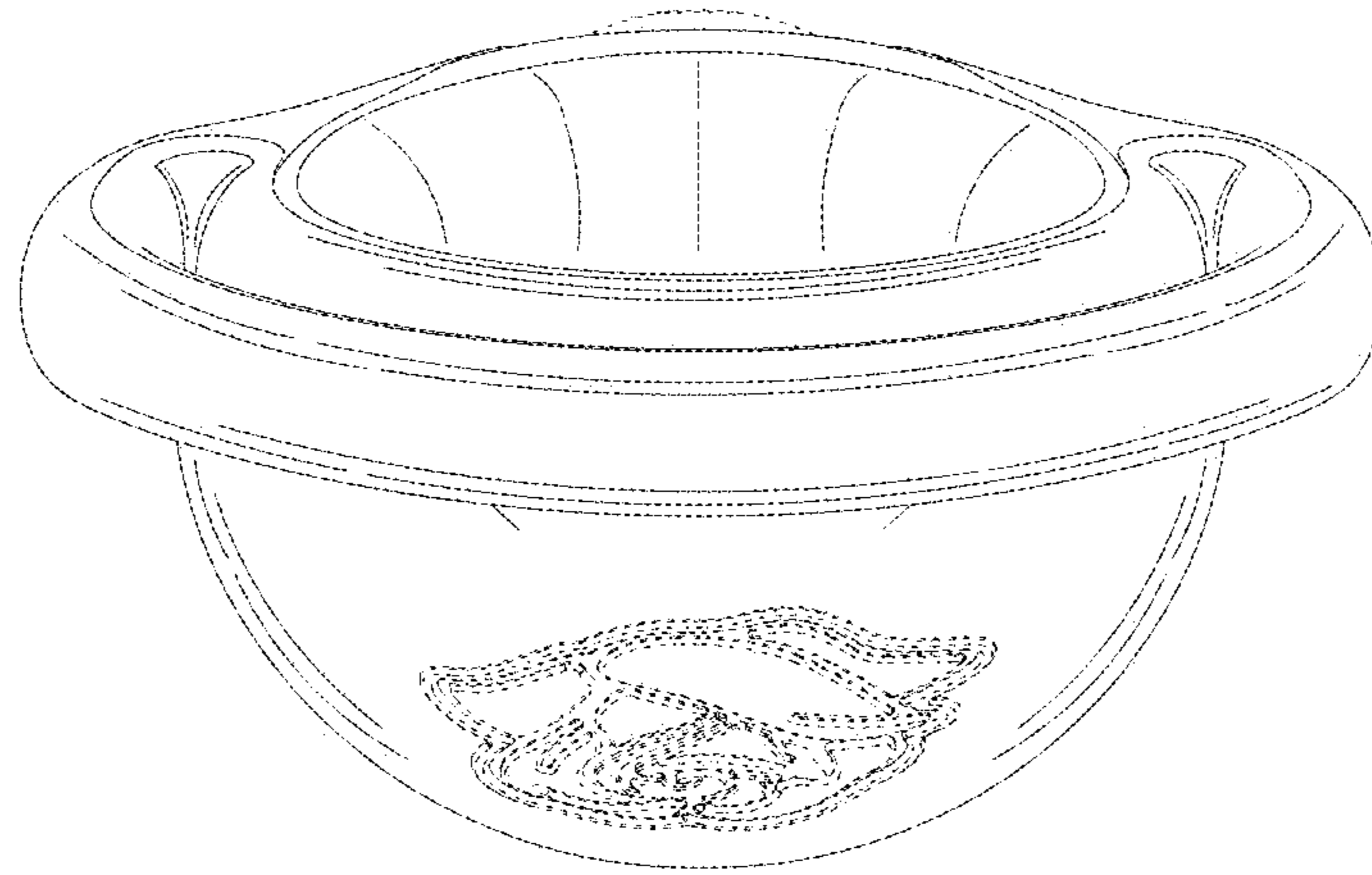


FIG. 7