



US00D989321S

(12) **United States Design Patent** (10) **Patent No.:** **US D989,321 S**  
**Montalvo et al.** (45) **Date of Patent:** **\*\* Jun. 13, 2023**

(54) **ADJUSTABLE AEROSOL EVACUATION DAM FRAME**

(71) Applicant: **Loma Linda University**, Loma Linda, CA (US)

(72) Inventors: **Abraham Montalvo**, Corona, CA (US);  
**Jessica Kim**, Redlands, CA (US);  
**Joseph Caruso**, Morro Bay, CA (US);  
**Seth Myhre**, Beaumont, CA (US);  
**Roberto Savignano**, Loma Linda, CA (US)

(73) Assignee: **Loma Linda University**, Loma Linda, CA (US)

(\*\*) Term: **15 Years**

(21) Appl. No.: **29/749,863**

(22) Filed: **Sep. 9, 2020**

(51) **LOC (14) Cl.** ..... **24-01**

(52) **U.S. Cl.**  
USPC ..... **D24/176; D24/108**

(58) **Field of Classification Search**  
USPC .... D24/107, 108, 110, 110.5, 111, 127, 152,  
D24/176

(Continued)

(56) **References Cited**

**U.S. PATENT DOCUMENTS**

485,609 A \* 11/1892 Casebeer ..... A61C 17/08  
600/219  
3,080,864 A \* 3/1963 Berman ..... A61M 16/0048  
128/207.14

(Continued)

**FOREIGN PATENT DOCUMENTS**

EM 001035414-0001 \* 12/2008  
IN 331533-001-0001 \* 9/2020

**OTHER PUBLICATIONS**

[Evaluation of the spatter-reduction effectiveness and aerosol containment of eight dry-field isolation techniques], quintpub.com, by

[Theodore D. Ravenel et al.], Posted: Sep. 2020 [online], site visited: [Apr. 28, 2022], URL: <http://www.quintpub.com/userhome/qi/qi\_51\_8\_ravenel\_p660.pdf>. (Year: 2020).\*

(Continued)

*Primary Examiner* — Jonathan J Han

*Assistant Examiner* — Amanda J Berlinski

(74) *Attorney, Agent, or Firm* — Polsinelli PC

(57) **CLAIM**

We claim the ornamental design for an adjustable aerosol evacuation dam frame, as shown and described.

**DESCRIPTION**

FIG. 1 is a front and left side perspective view of a first embodiment of an adjustable aerosol evacuation dam frame, showing our new design in use;

FIG. 2 is another front and left side perspective view thereof;

FIG. 3 is a front and right side isometric view thereof;

FIG. 4 is a front elevational thereof;

FIG. 5 is a rear elevational view thereof;

FIG. 6 is a right side elevational view thereof;

FIG. 7 is a left side elevational view thereof;

FIG. 8 is a top plan view thereof;

FIG. 9 is a bottom plan view thereof;

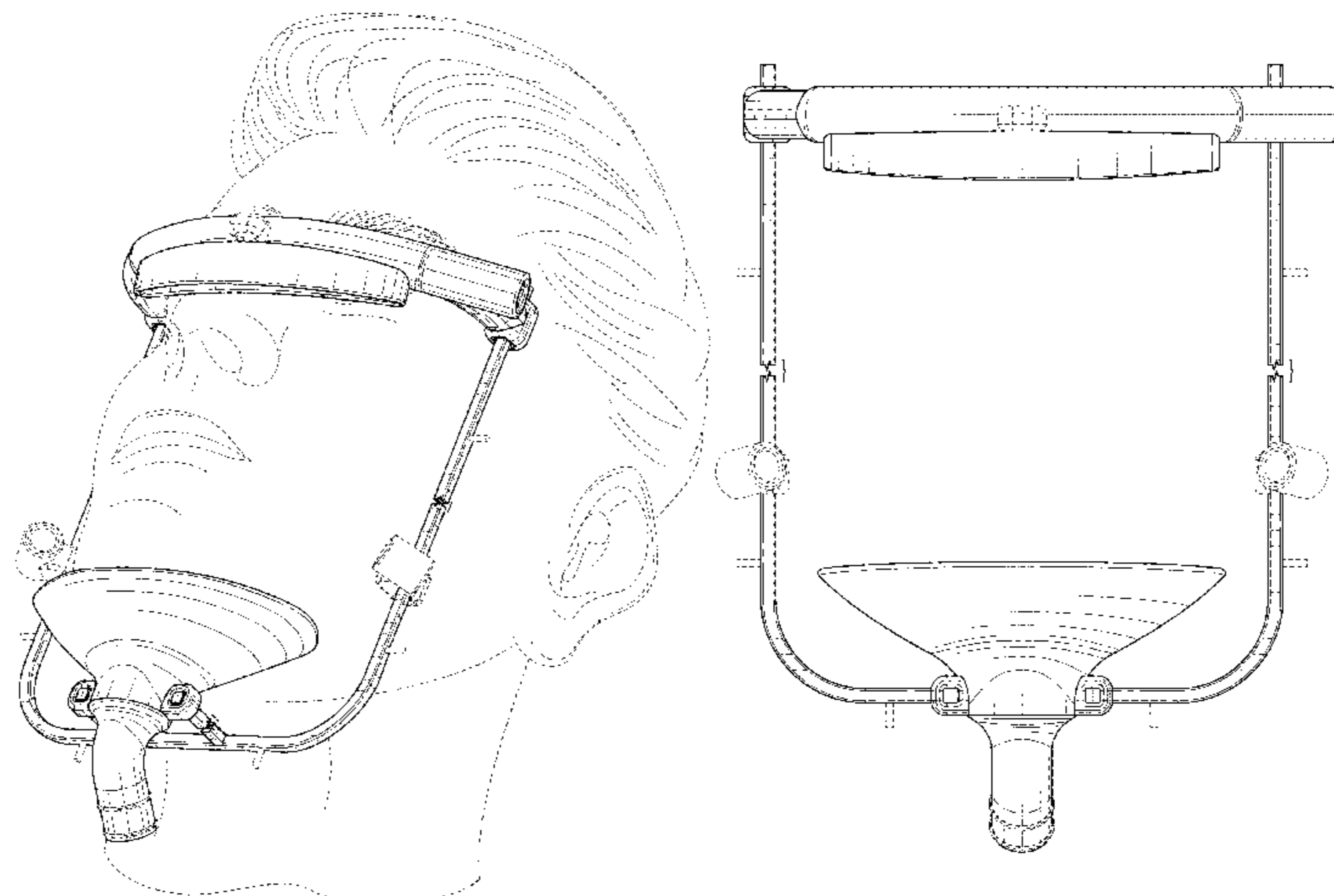
FIG. 10 is a right side elevational view of a second embodiment of an adjustable aerosol evacuation dam frame, showing our new design; and,

FIG. 11 is a left side elevational view thereof.

The second embodiment of the adjustable aerosol evacuation dam frame is identical to the first embodiment of an adjustable aerosol evacuation dam frame shown in FIGS. 1-9, excepting the removal of symbolic break lines on the bottom protruding frame portion and the inclusion of two downward-pointing protrusions on the bottom of the article which correspond to the structures shown in broken lines in the first embodiment in FIGS. 1-7 and 9.

The broken lines showing a head in FIGS. 1 and 3 represent environmental structure that forms no part of the claimed design. The remaining broken lines shown in the figures depict portions of the adjustable aerosol evacuation dam frame that form no part of the claimed design. The adjustable

(Continued)



aerosol evacuation dam frame is shown with a symbolic break in its length. Any portions not shown between the break lines form no part of the claimed design.

**1 Claim, 8 Drawing Sheets**

(58) **Field of Classification Search**

CPC ..... A61M 1/00; A61M 1/94; A61C 17/08;  
A61C 17/13; A61C 17/0208

See application file for complete search history.

(56)

**References Cited**

U.S. PATENT DOCUMENTS

4,261,697	A *	4/1981	Newitter .....	A61C 5/82 433/137
D287,402	S *	12/1986	Orsing .....	433/91
4,664,628	A *	5/1987	Totaro .....	A61C 17/08 433/136
4,695,253	A *	9/1987	Tysse .....	A61C 5/82 433/136
4,944,310	A *	7/1990	Sullivan .....	A61M 16/0683 128/207.18
5,127,411	A	7/1992	Schoolman	
5,547,375	A	8/1996	Schneider	
D418,918	S *	1/2000	Cunningham .....	D24/112
D449,376	S *	10/2001	McDonald .....	A61M 16/10 D14/206
D449,883	S *	10/2001	McDonald .....	A61M 16/10 D14/206
6,763,832	B1 *	7/2004	Kirsch .....	A61M 16/0672 128/206.25
D515,697	S *	2/2006	Nakamura .....	A61M 16/0683 D24/110
D578,642	S *	10/2008	White .....	D24/128

D607,993	S *	1/2010	Cowan .....	D24/110
D636,880	S *	4/2011	Osborn .....	D24/177
D802,746	S *	11/2017	Ocklenburg .....	D24/110.5
D843,561	S *	3/2019	Bonato .....	D24/110.5
D862,686	S *	10/2019	Mohamed .....	D24/110.4
D884,159	S *	5/2020	Moon .....	D24/112
D942,617	S *	2/2022	Smith .....	A61C 17/08 D24/112
D964,566	S *	9/2022	Jessop .....	D4/135
D973,882	S *	12/2022	Montalvo .....	D24/176
2021/0338377	A1 *	11/2021	Ferone .....	A61C 17/08
2021/0346134	A1 *	11/2021	Reingold .....	A61C 17/10
2022/0071748	A1 *	3/2022	Montalvo .....	A61G 13/108

OTHER PUBLICATIONS

[Henry Schein Announces New Proprietary Single-Use Aerosol Evacuators], aegisdentalnetwork.com, Posted: Jul. 14, 2021 [online], site visited: [Apr. 28, 2022], URL: <<https://www.aegisdentalnetwork.com/news/2021/07/14/henry-schein-announces-new-proprietary-single-use-aerosol-evacuators>>. (Year: 2021).\*

[Aerosol and spatter mitigation in dentistry: Analysis of the effectiveness of 13 setups], wileyonlinelibrary.com, by [John C. Comisi et al.], Published: [Jan. 19, 2021] [online], site visited: [Apr. 28, 2022], URL: <<https://onlinelibrary.wiley.com/doi/epdf/10.1111/jerd.12717>>. (Year: 2021).\*

Intraoral vs. Extraoral Suction Devices; A review of the effectiveness of equipment on capturing aerosols; Jun. 2, 2020; [https://www.aaoms.org/docs/COVID-19/Intraoral\\_vs\\_Extraoral\\_Suction\\_Devices.pdf](https://www.aaoms.org/docs/COVID-19/Intraoral_vs_Extraoral_Suction_Devices.pdf).

Rajeev, Karthika & Kuthiala, Parnika & Ahmad, Faisal & Tafadar, Nazamuddin & Ganorkar, Onkar & Voulligonda, Dheeraj & Vinay, Rahul & Tiwari, Chandra. (2020). Review Article Aerosol Suction Device: Mandatory Armamentarium in Dentistry Post Lock Down. vol. 8.

\* cited by examiner

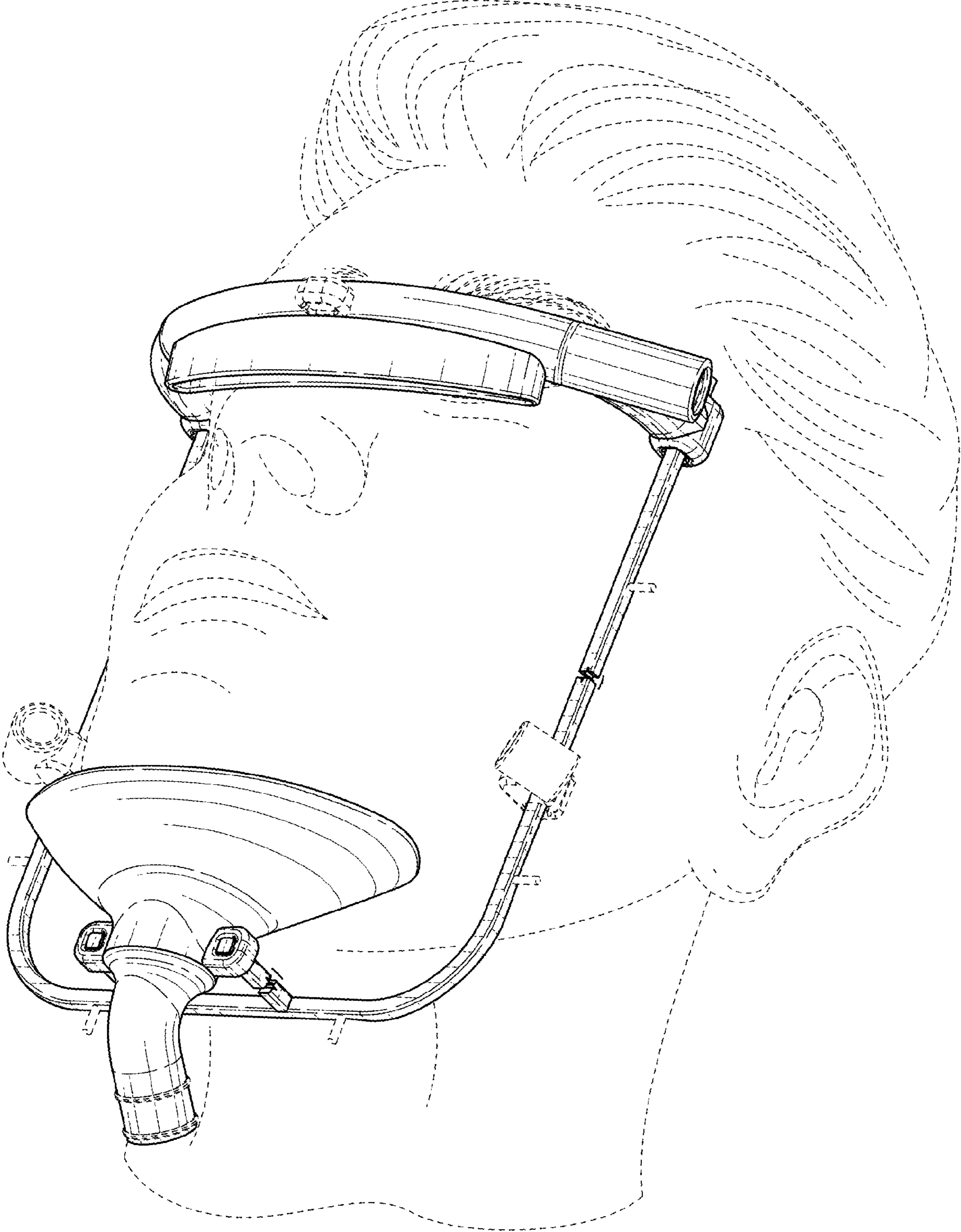


FIG. 1

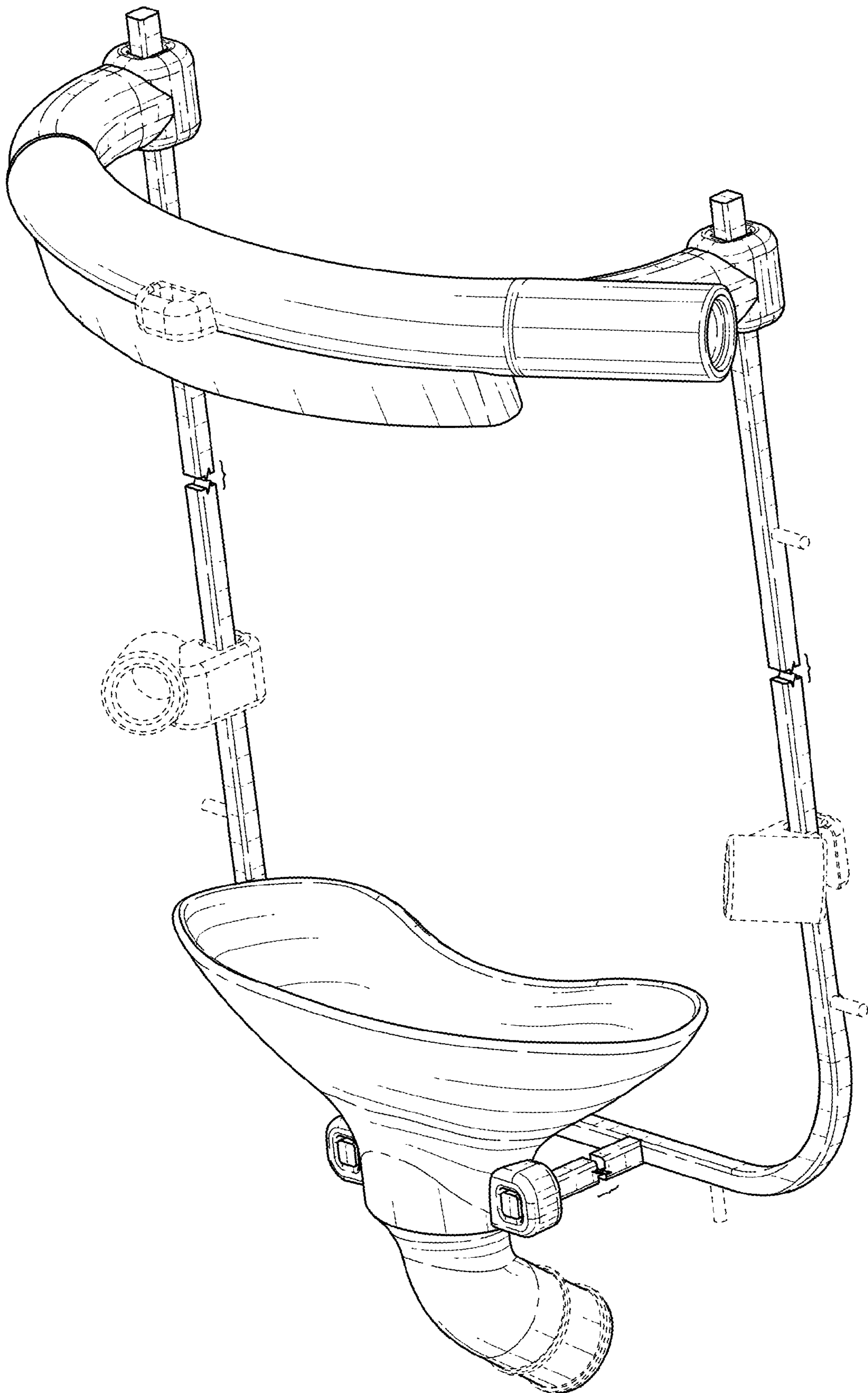


FIG. 2

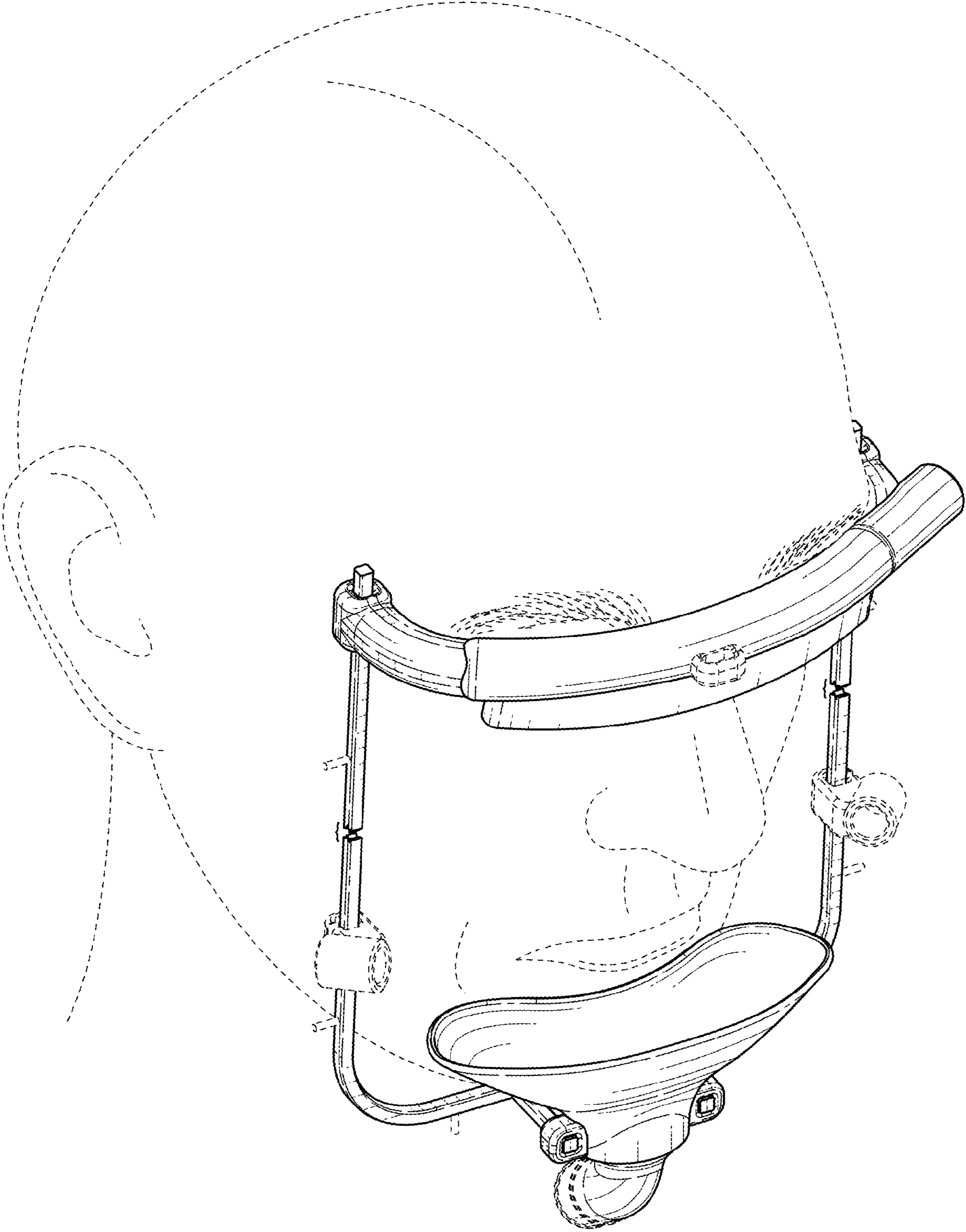


FIG. 3

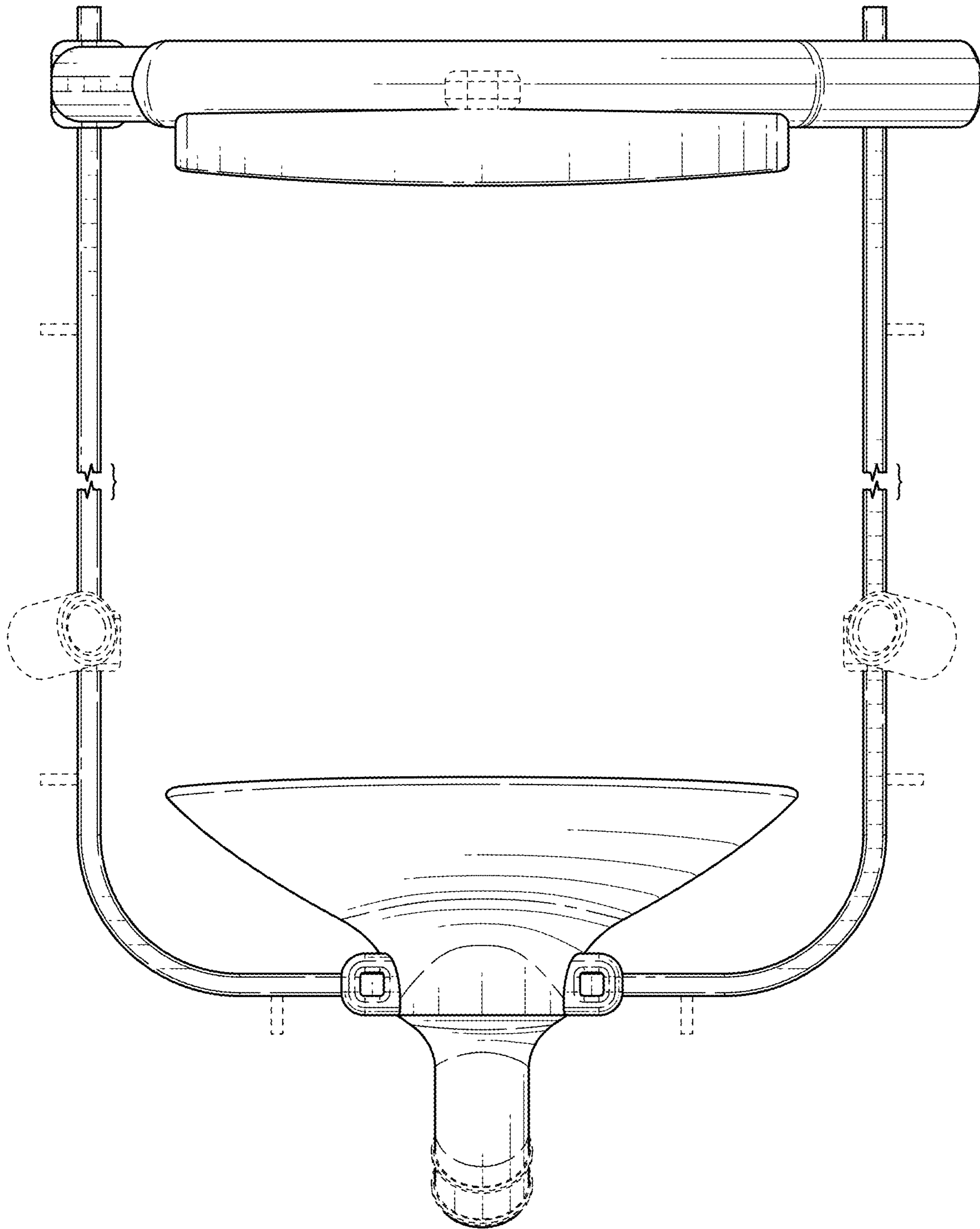


FIG. 4

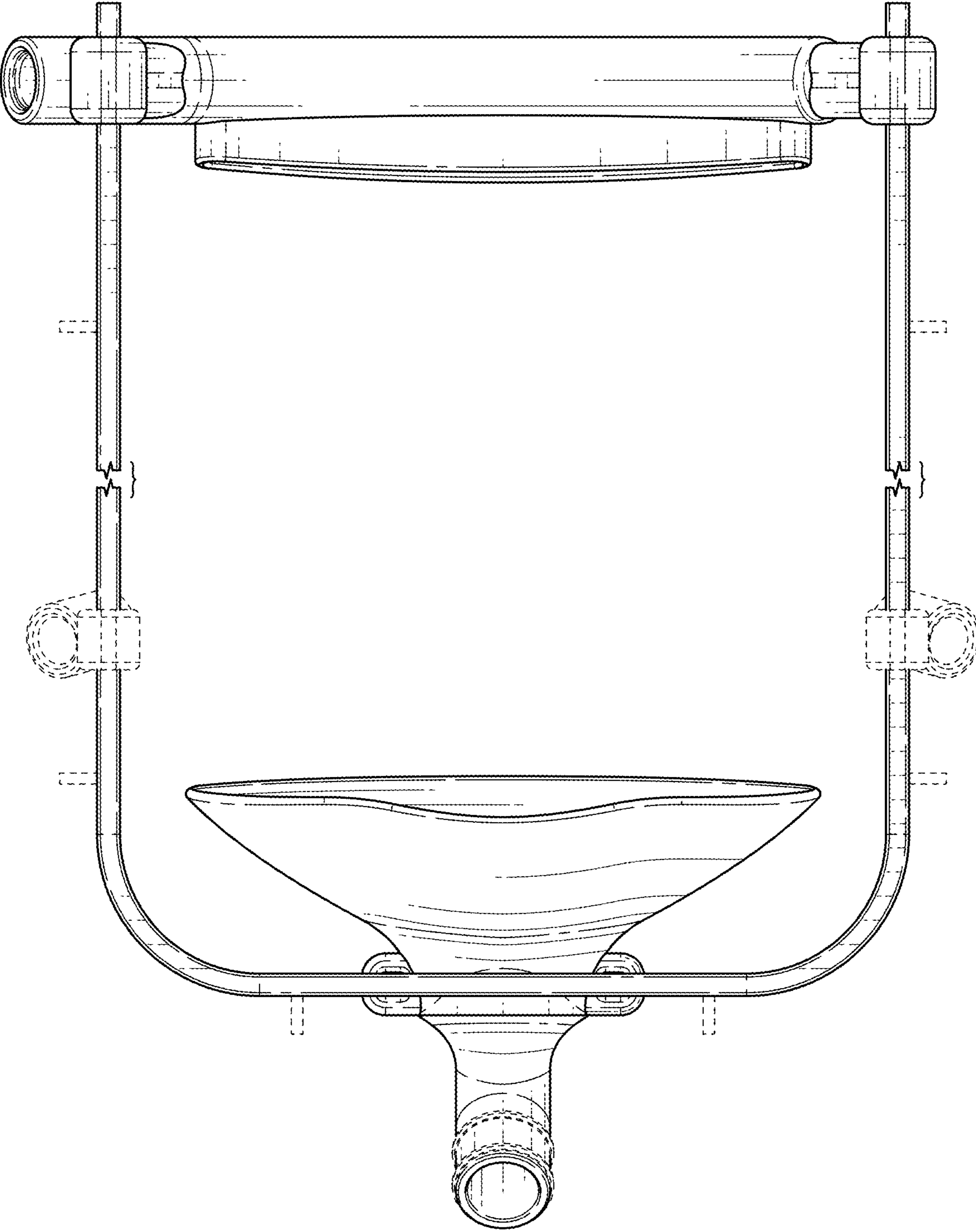


FIG. 5

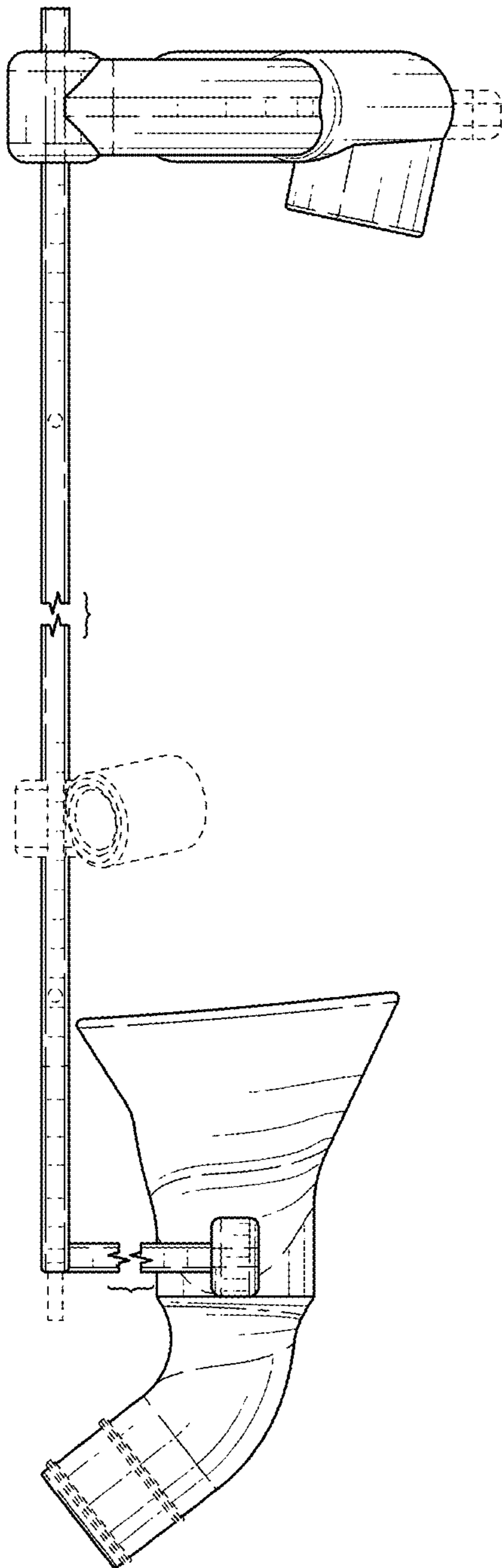


FIG. 6

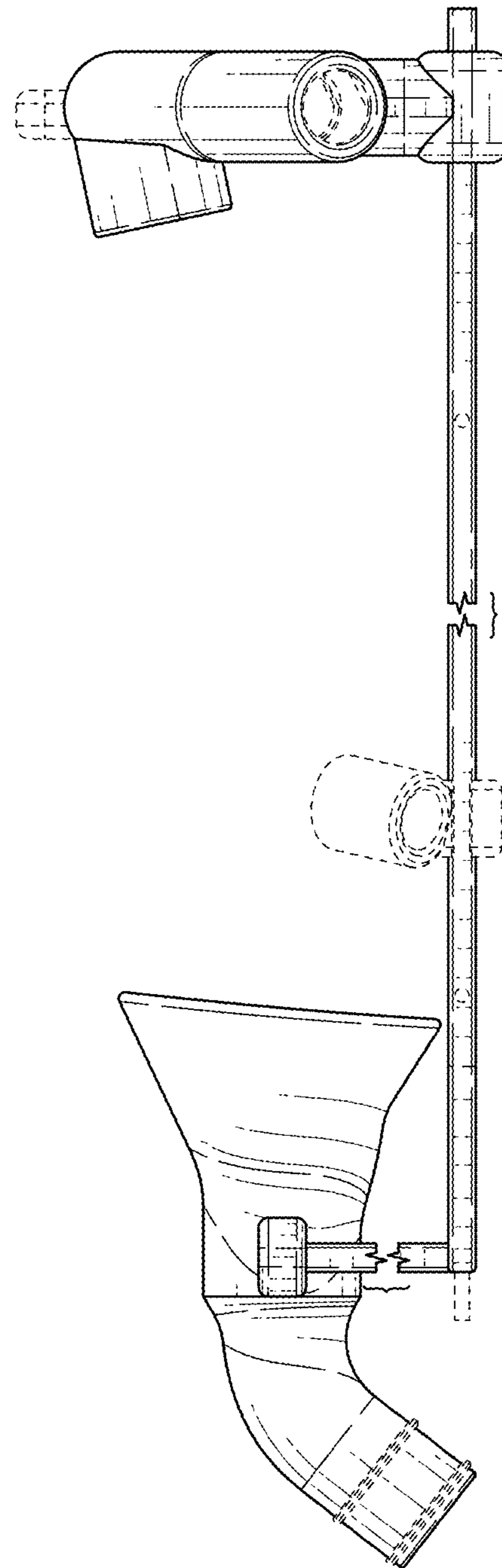


FIG. 7



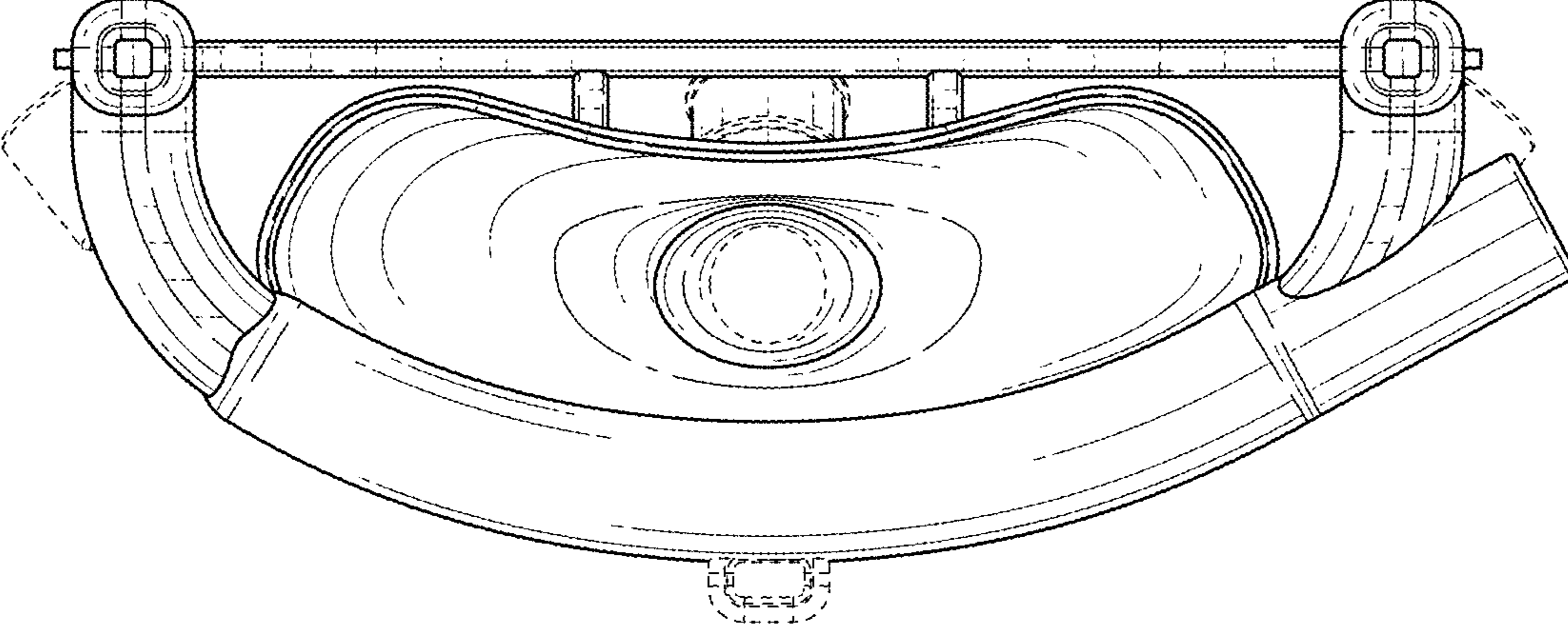


FIG. 8

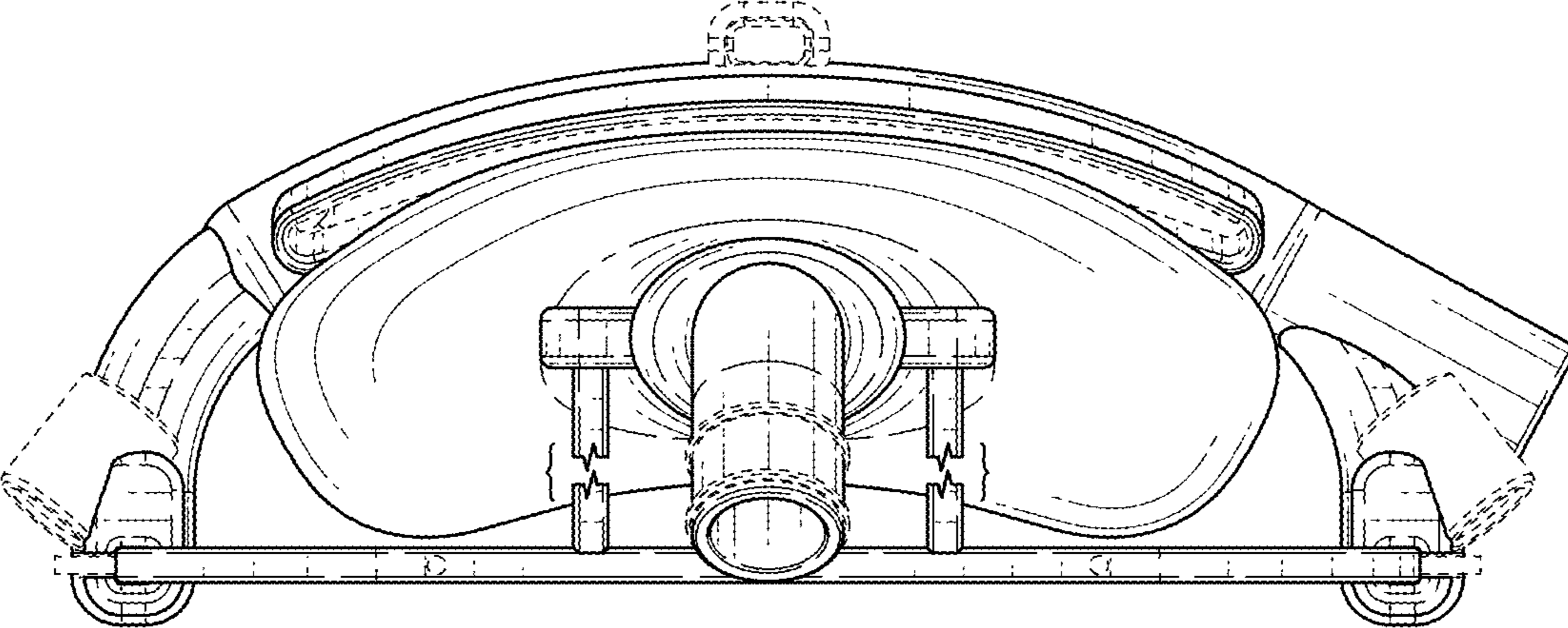


FIG. 9

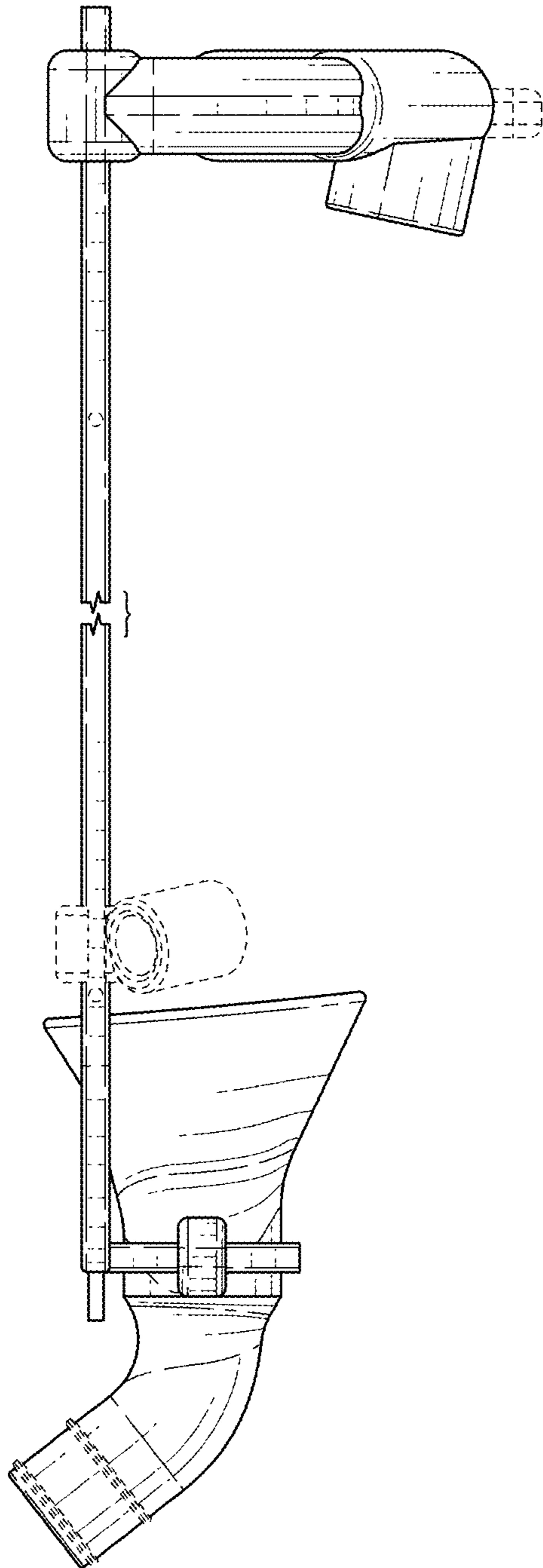


FIG. 10

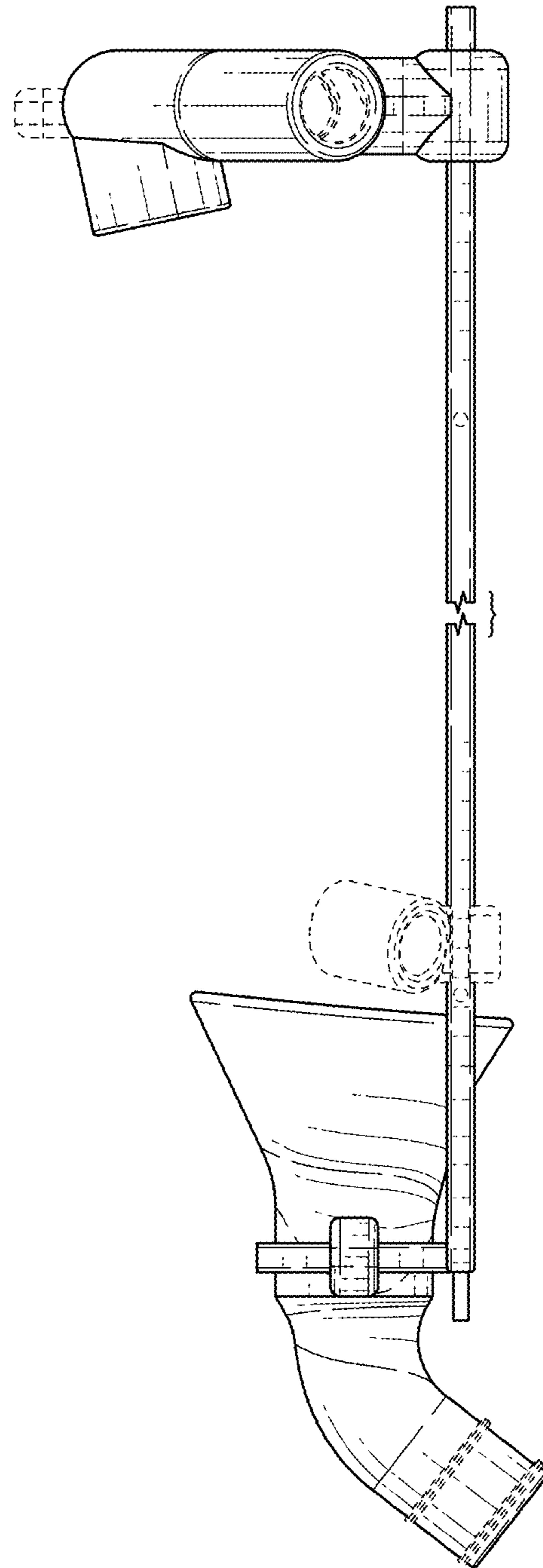


FIG. 11