



US00D989314S

(12) **United States Design Patent**
Lee et al.

(10) **Patent No.:** **US D989,314 S**
(45) **Date of Patent:** **** Jun. 13, 2023**

- (54) **IMPLANT TO BE APPLIED TO CRANIOTOMY**
- (71) Applicant: **T&R Biofab Co., Ltd.**, Siheung-si (KR)
- (72) Inventors: **Jeong Seok Lee**, Seongnam-si (KR); **Da Mi Choi**, Seongnam-si (KR); **Hyun Jung Kim**, Seongnam-si (KR)
- (73) Assignee: **T&R BIOFAB CO., LTD.**, Siheung-si (KR)
- (**) Term: **15 Years**
- (21) Appl. No.: **29/762,835**
- (22) Filed: **Dec. 18, 2020**
- (30) **Foreign Application Priority Data**
Jun. 23, 2020 (KR) 30-2020-0028483
- (51) **LOC (14) Cl.** **24-03**
- (52) **U.S. Cl.**
USPC **D24/155**
- (58) **Field of Classification Search**
USPC D24/155
CPC A61F 2/2875; A61F 2002/2878; A61F 2002/2882; A61F 2002/2885; A61F 2002/2889
See application file for complete search history.

- (56) **References Cited**
U.S. PATENT DOCUMENTS
5,201,737 A * 4/1993 Leibinger A61B 17/8085
606/280

D369,412 S *	4/1996	Morgan	D24/140
D381,080 S *	7/1997	Ohata	D24/155
D395,138 S *	6/1998	Ohata	D24/155
D784,536 S *	4/2017	Freudenthal	D24/140
D893,715 S *	8/2020	Onorato	D24/140
10,881,519 B2 *	1/2021	Engstrand	A61F 2/2875
11,147,600 B2 *	10/2021	Swennen	A61B 17/8061
D956,976 S *	7/2022	Onorato	D24/140
11,389,215 B2 *	7/2022	Kobayashi	A61B 17/8061
D967,423 S *	10/2022	Lee	D24/155
2018/0042728 A1 *	2/2018	Vinciguerra	A61F 2/30767

* cited by examiner

Primary Examiner — Charles D Hanson

(74) *Attorney, Agent, or Firm* — STIP Law Group, LLC

(57) **CLAIM**

The ornamental design for an implant to be applied to craniotomy, as shown and described.

DESCRIPTION

FIG. 1 is a perspective view of the implant to be applied to craniotomy, showing the present design.
 FIG. 2 is a front view thereof.
 FIG. 3 is a rear view thereof.
 FIG. 4 is a right side view thereof.
 FIG. 5 is a left side view thereof.
 FIG. 6 is a top view thereof; and,
 FIG. 7 is a bottom view thereof.

1 Claim, 7 Drawing Sheets




FIG. 1

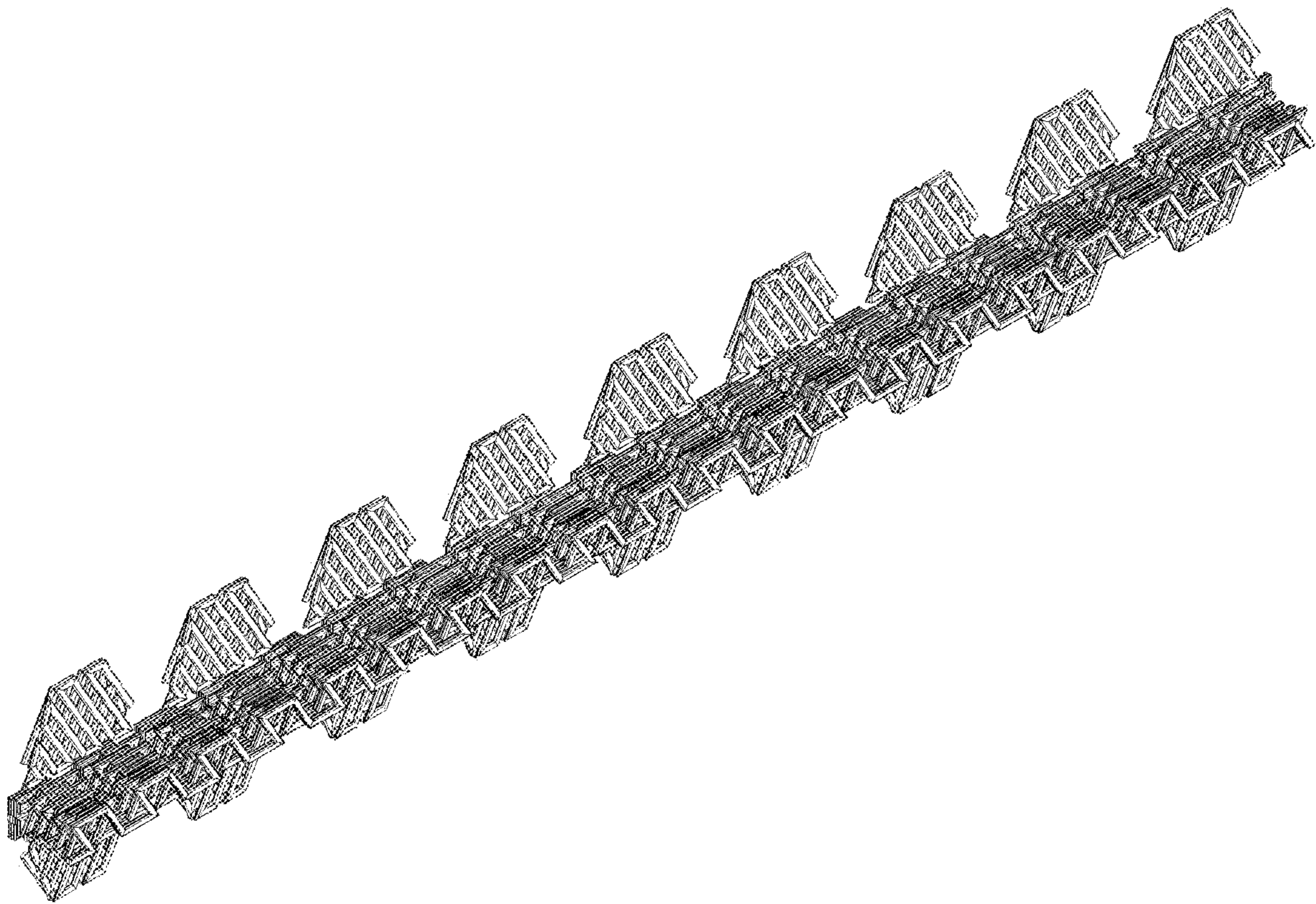


FIG. 2

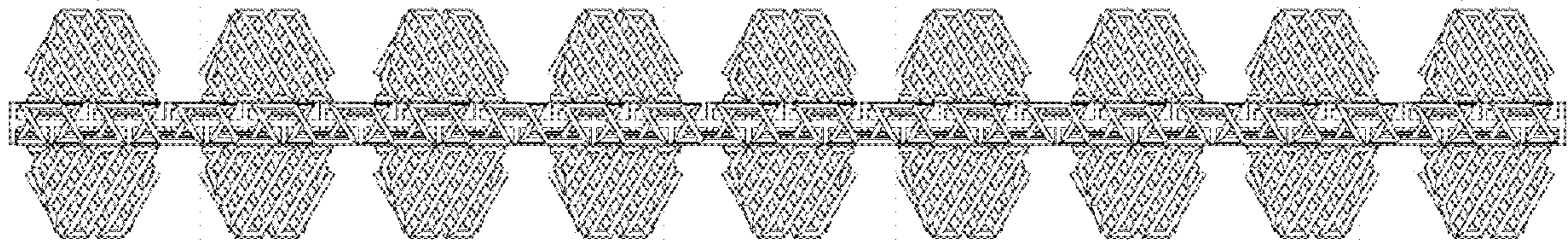


FIG. 3

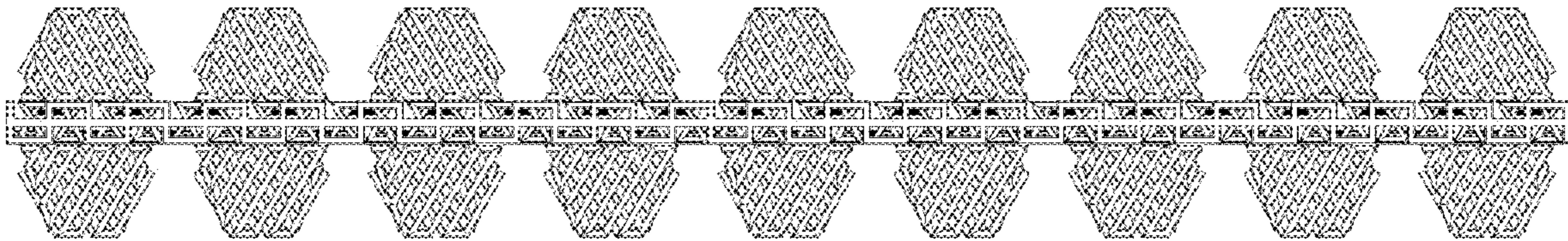


FIG. 4

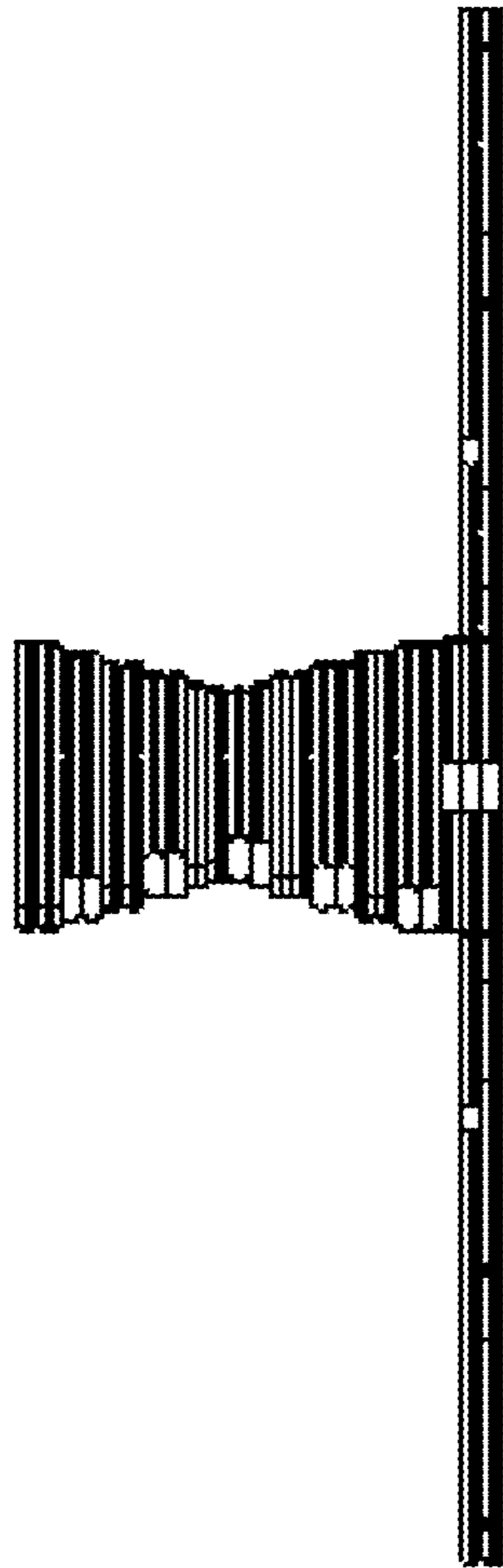


FIG. 5

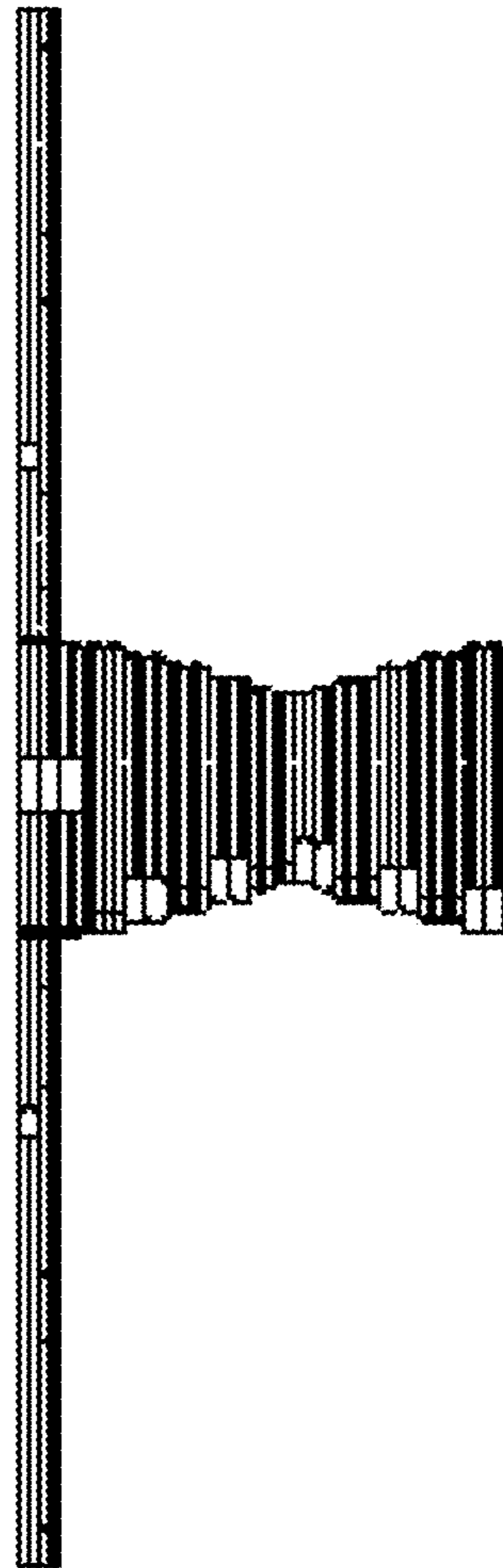


FIG. 6




FIG. 7

