



US00D989308S

(12) **United States Design Patent**
Sweitzer

(10) **Patent No.:** **US D989,308 S**

(45) **Date of Patent:** **** Jun. 13, 2023**

- (54) **SURGICAL TREPHINE**
- (71) Applicant: **Shukla Medical**, St. Petersburg, FL
(US)
- (72) Inventor: **Zachary Robert Sweitzer**, Keyport, NJ
(US)
- (73) Assignee: **Shukla Medical**, St. Petersburg, FL
(US)
- (**) Term: **15 Years**
- (21) Appl. No.: **29/789,081**
- (22) Filed: **Aug. 30, 2021**
- (51) **LOC (14) Cl.** **24-02**
- (52) **U.S. Cl.**
USPC **D24/146**
- (58) **Field of Classification Search**
USPC D24/146, 147, 127, 130, 133
CPC A61B 17/089; A61B 17/1617; A61B
17/3211; A61B 17/3417; A61B 17/1411;
A61B 50/33; A61B 17/3209; A61B
50/20; A61B 17/32; A61B 50/3001; A61B
50/36; A61B 50/362; A61B 17/16; A61B
17/142; A61B 17/144; A61B 17/44;
A61H 39/08; A61M 2025/0246; A61M
16/04; A61M 16/0463; A61M 16/0484;
A61M 25/0009; A61M 25/007; A61M
25/02; A61M 25/09033; A61M 5/3286;
A61M 5/343
See application file for complete search history.

- D882,786 S * 4/2020 Qun D24/146
- D910,173 S * 2/2021 Piferi D24/140
- D915,593 S * 4/2021 Alenezi D24/152
- D939,697 S * 12/2021 Servedio D24/133
- D940,080 S * 1/2022 Ganske D13/154
- D950,723 S * 5/2022 Leibowitz D24/133
- D954,940 S * 6/2022 Vijayachandran D24/146
- D972,726 S * 12/2022 Spencer A61M 37/0076
D24/146

* cited by examiner

Primary Examiner — Samantha Q Lawrence

(74) *Attorney, Agent, or Firm* — Kim IP Law Group LLC

(57) **CLAIM**

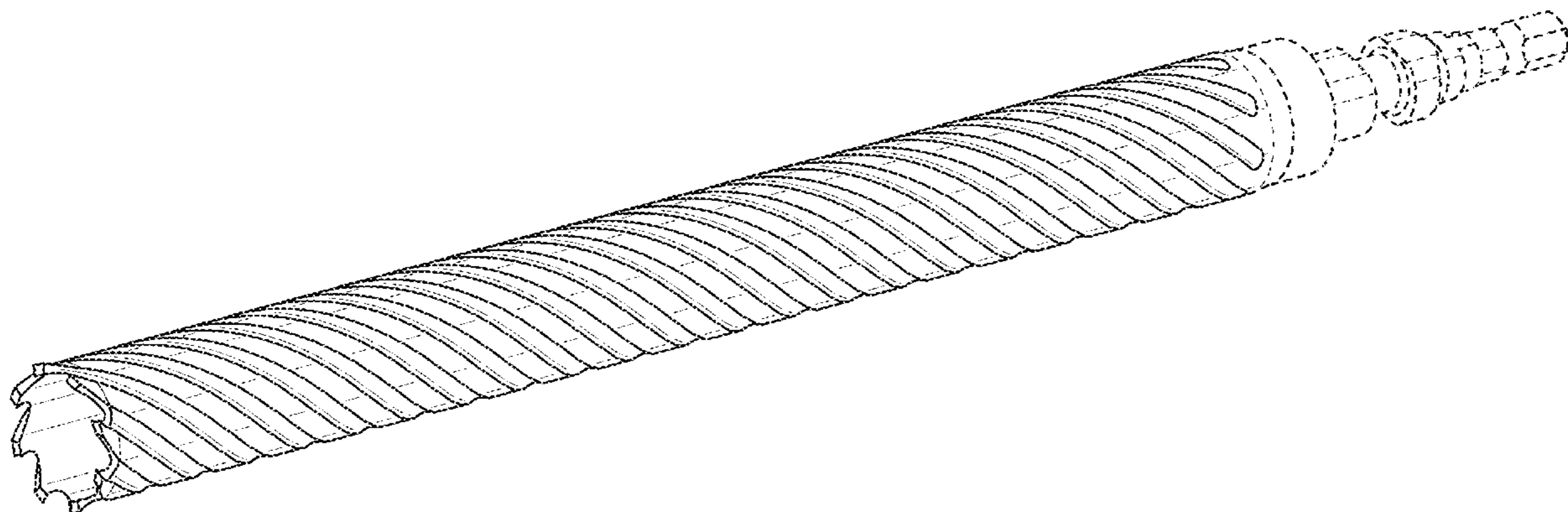
The ornamental design for a surgical trephine, as shown and described.

DESCRIPTION

FIG. 1 is a perspective view of a surgical trephine in accordance with the new design;
 FIG. 2 is a front view of the surgical trephine of FIG. 1;
 FIG. 3 is a rear view of the surgical trephine of FIG. 1;
 FIG. 4 is a left side view of the surgical trephine of FIG. 1;
 FIG. 5 is a right side view of the surgical trephine of FIG. 1;
 FIG. 6 is a top view of the surgical trephine of FIG. 1;
 FIG. 7 is a bottom view of the surgical trephine of FIG. 1;
 and,
 FIG. 8 is an enlarged perspective view of the bottom of the surgical trephine of FIG. 1.
 In the drawings, the broken lines illustrate portions of the surgical trephine that form no part of the claimed design.

1 Claim, 5 Drawing Sheets

- (56) **References Cited**
U.S. PATENT DOCUMENTS
D644,327 S * 8/2011 Singh D24/146
D882,785 S * 4/2020 Qun D24/146



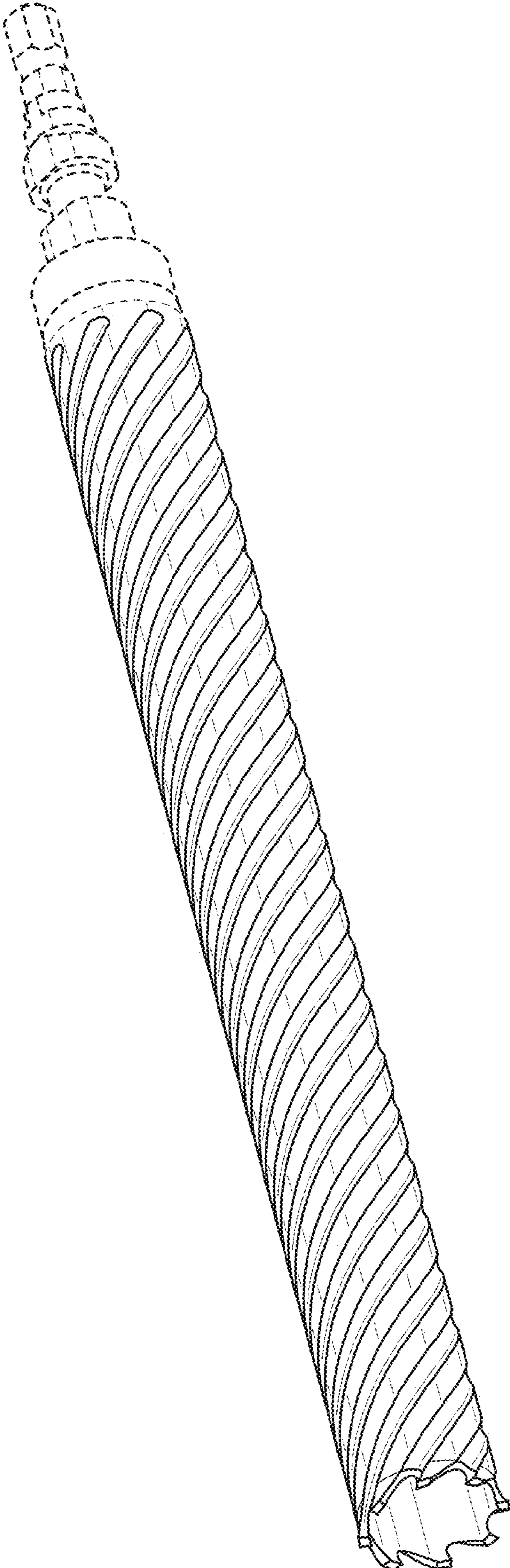


FIG. 1




FIG. 2




FIG. 3




FIG. 4




FIG. 5

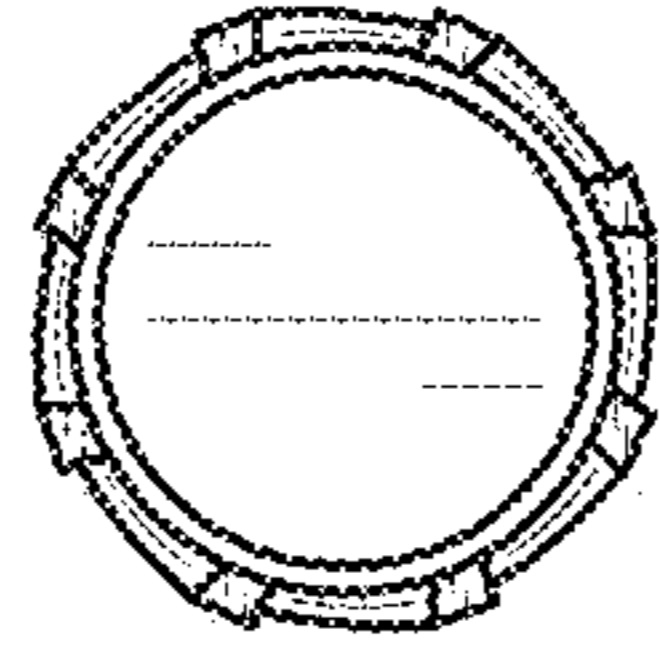


FIG. 7




FIG. 6

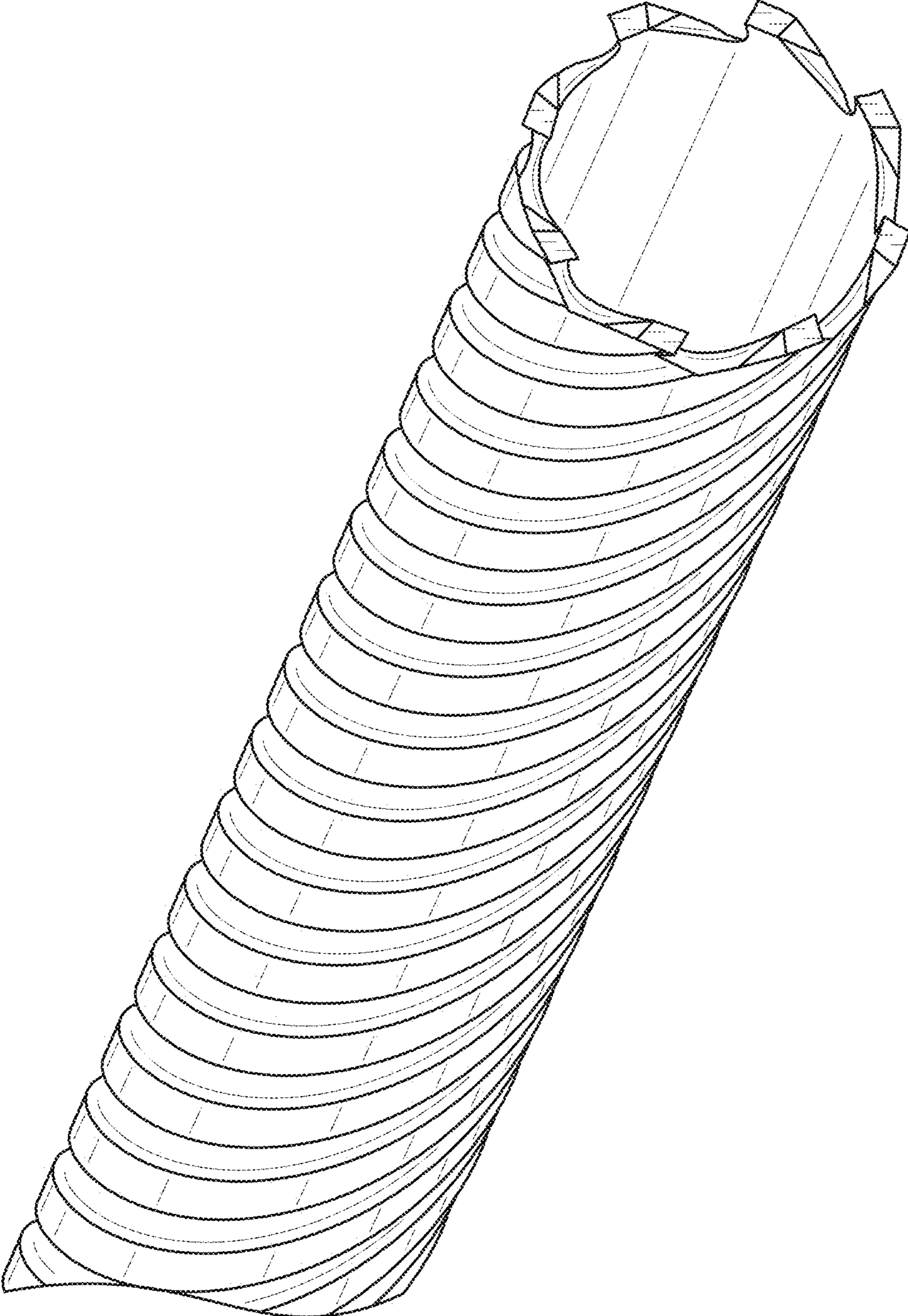


FIG. 8