



US00D989302S

(12) **United States Design Patent**
Hang et al.

(10) **Patent No.:** **US D989,302 S**
(45) **Date of Patent:** **** Jun. 13, 2023**

(54) **SYRINGE DEVICE**

FOREIGN PATENT DOCUMENTS

(71) Applicant: **Becton, Dickinson and Company**,
Franklin Lakes, NJ (US)

JP D1668269 * 9/2020

(72) Inventors: **Tianqi Hang**, Newark, NJ (US); **Elaine Tam**, Wayne, NJ (US); **Timothy Buirkle**, Parsippany-Troy Hills, NJ (US); **Amanda Masotta**, Medford, MA (US)

OTHER PUBLICATIONS

Needle Seat, Shandong Lianfa Medical Plastic Products, Omnia-health.com, [Post date unknown], [Site seen Feb. 23, 2023], Seen at URL: <https://www.omnia-health.com/product/pen-needle-1> (Year: 2023).*

(Continued)

(73) Assignee: **Becton, Dickinson and Company**,
Franklin Lakes, NJ (US)

Primary Examiner — Natasha Vujcic
Assistant Examiner — Gilbert B Ford

(**) Term: **15 Years**

(74) *Attorney, Agent, or Firm* — Dickinson Wright PLLC

(21) Appl. No.: **29/836,003**

(57) **CLAIM**

(22) Filed: **Apr. 22, 2022**

We claim, the ornamental design for a syringe device, as shown and described.

Related U.S. Application Data

DESCRIPTION

(62) Division of application No. 29/740,315, filed on Jul. 2, 2020, now Pat. No. Des. 954,258.

(51) **LOC (14) Cl.** **24-02**

(52) **U.S. Cl.**
USPC **D24/130**

(58) **Field of Classification Search**
USPC D24/112–114, 108, 127–131, 133, 186
CPC A61J 1/2096; A61M 5/3257; A61M 5/31501; A61M 2205/273; A61M 5/321; A61M 5/178; A61M 5/31; A61M 5/3146
See application file for complete search history.

FIG. 1 is a top perspective view of a syringe device; FIG. 2 is a bottom perspective view of the syringe device of FIG. 1; FIG. 3 is a front elevational view of the syringe device of FIG. 1; FIG. 4 is a top view of the syringe device of FIG. 1; FIG. 5 is a right side elevational view of the syringe device of FIG. 1; FIG. 6 is a left side elevational view of the syringe device of FIG. 1; FIG. 7 is a rear elevational view of the syringe device of FIG. 1; FIG. 8 is a bottom plan view of the syringe device of FIG. 1; and, FIG. 9 is a side view in cross section of the syringe device of FIG. 1 taken along line 9-9 of FIG. 4. The broken lines in the drawings illustrate portion of the syringe device and form no part of the claimed design.

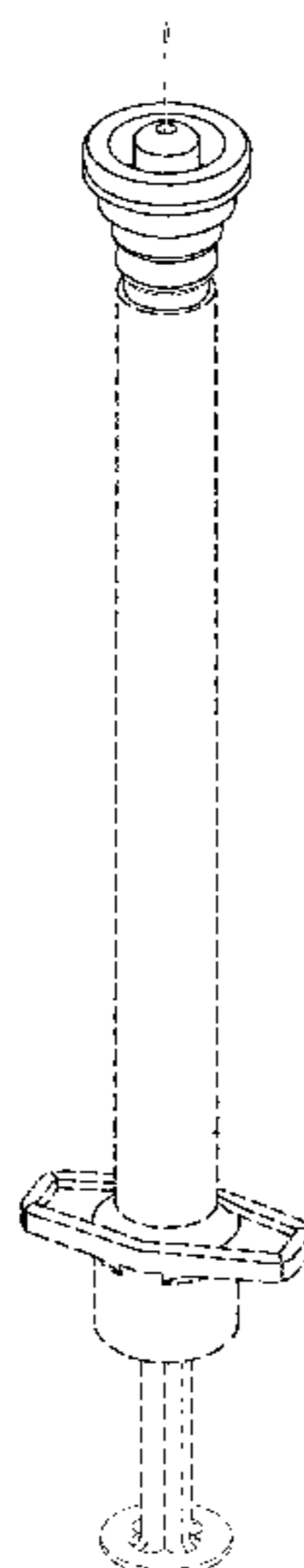
(56) **References Cited**

U.S. PATENT DOCUMENTS

D248,873 S * 8/1978 Raitto D9/454
D480,477 S * 10/2003 Bush D24/130
D496,101 S 9/2004 Davison
D668,760 S * 10/2012 Kawamura D24/130
D669,980 S 10/2012 Lev
D787,052 S 5/2017 Heinz

(Continued)

1 Claim, 5 Drawing Sheets



(56)

References Cited

U.S. PATENT DOCUMENTS

D787,054	S	5/2017	Rini	
D797,923	S	9/2017	Pereira	
10,350,371	B2	7/2019	Bates	
D858,756	S	9/2019	Katagiri	
D864,774	S	10/2019	Lei	
D884,883	S	5/2020	Koehler	
10,695,507	B2 *	6/2020	Evans A61M 5/3204
D893,019	S	8/2020	Ferrier	
D895,793	S	9/2020	Ferrier	
D909,569	S	2/2021	Ferrier	
D924,391	S *	7/2021	Levy D24/113
D925,730	S	7/2021	Ferrier	
D925,731	S	7/2021	Ferrier	
D926,977	S	8/2021	Kuban	
D936,219	S	11/2021	Reynolds	
D954,258	S *	6/2022	Hang D24/112
D961,067	S *	8/2022	Schootstra D24/114
D969,999	S *	11/2022	Lykke D24/114
2010/0179506	A1	7/2010	Shemesh	
2013/0066271	A1	3/2013	West	
2021/0251849	A1	8/2021	Limaye	
2021/0315776	A1	10/2021	Hang	

OTHER PUBLICATIONS

BD Tip Caps, Becton Dickinson, bd.com, [Post date: Oct. 21, 2021], [Site seen Feb. 23, 2023], Seen at URL: <https://www.bd.com/en-eu/offerings/capabilities/syringes-and-needles/bd-tip-caps> (Year: 2021).*

* cited by examiner

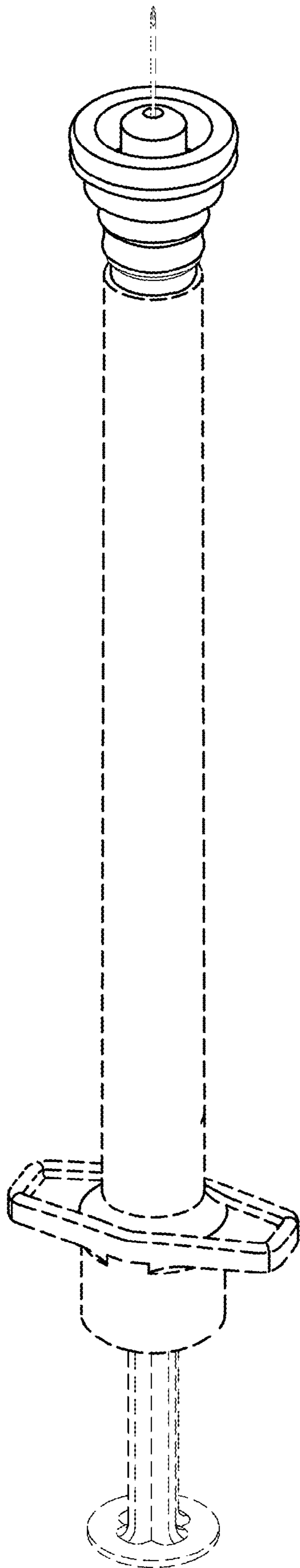


FIG. 1

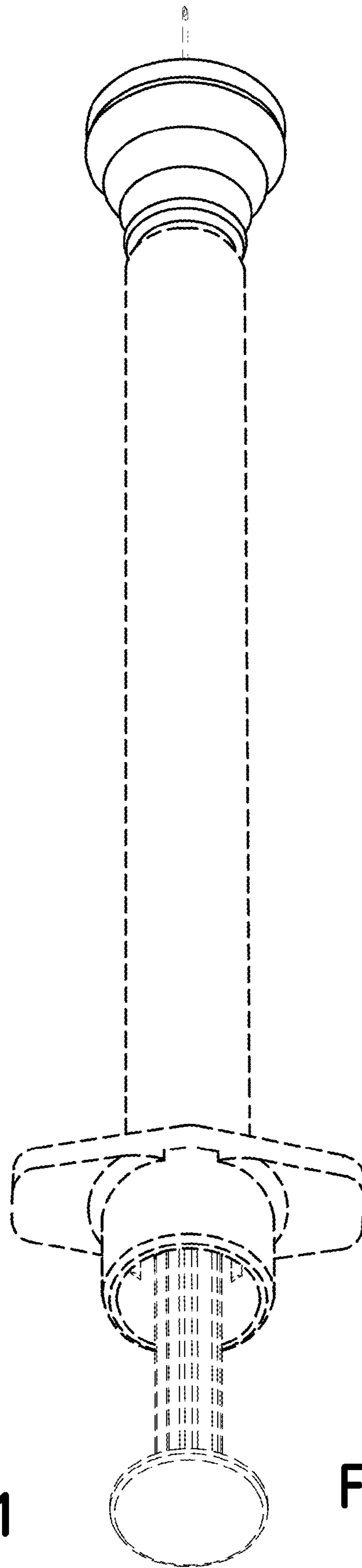


FIG. 2

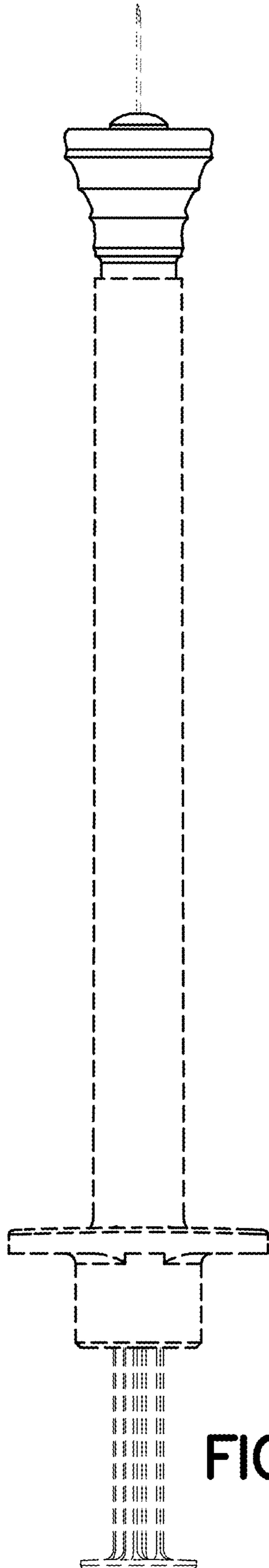


FIG.3

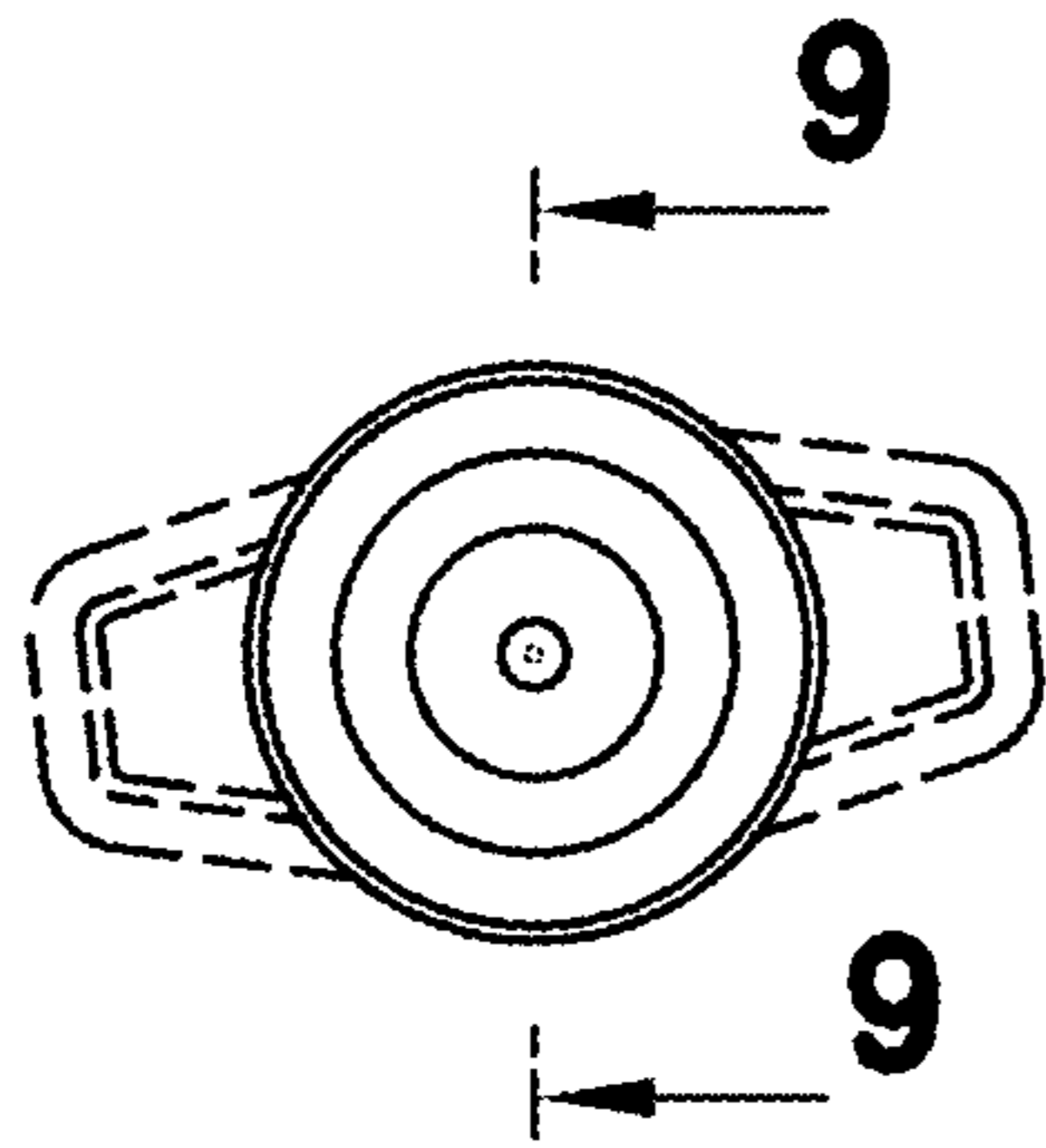


FIG. 4




FIG. 5




FIG. 6

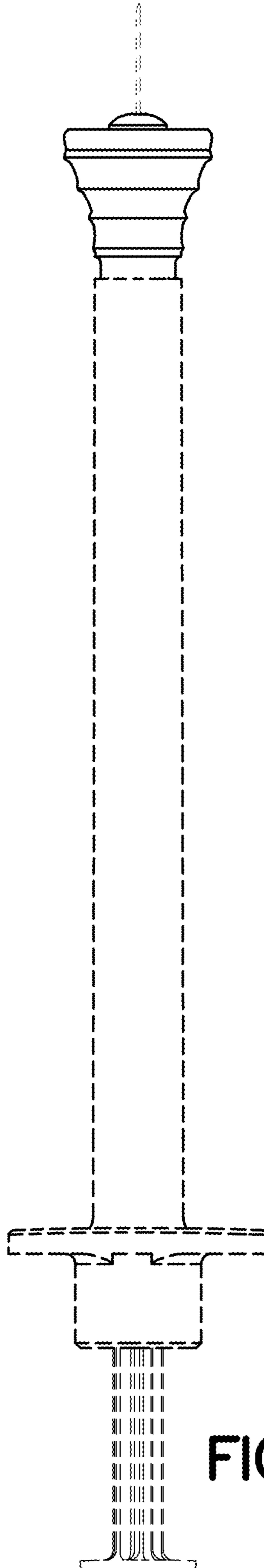


FIG. 7

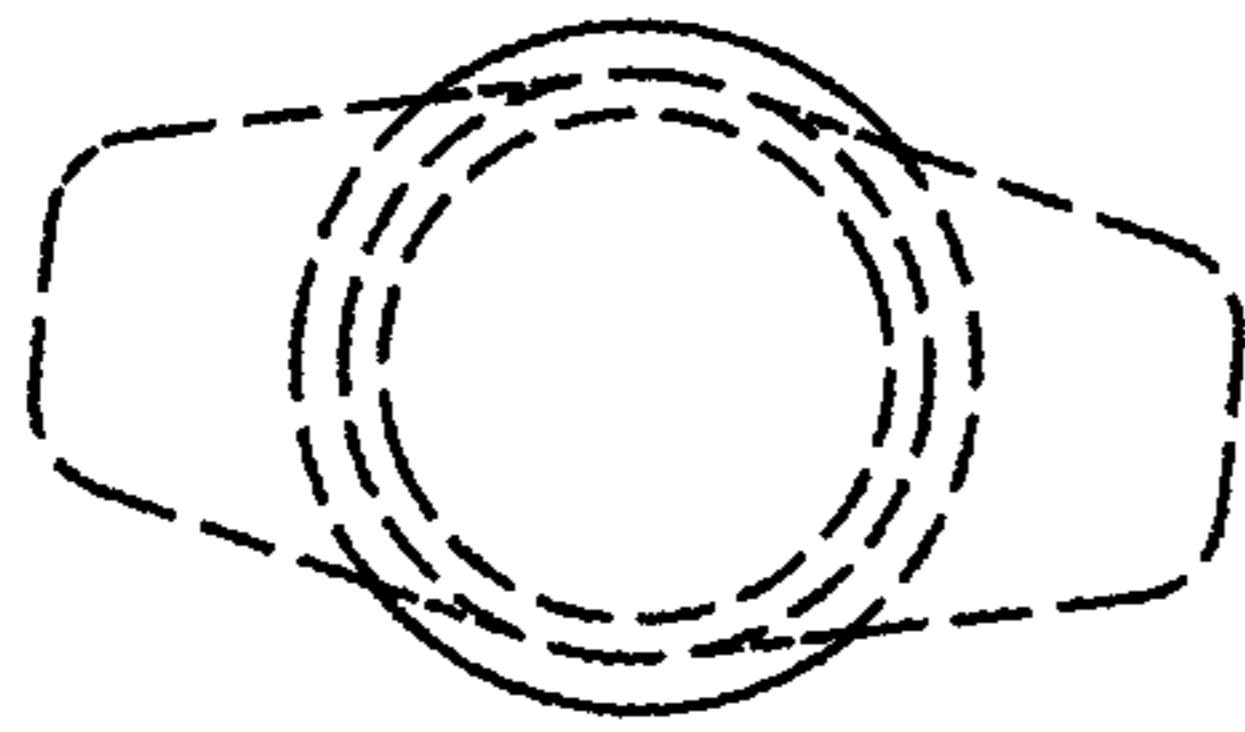


FIG. 8

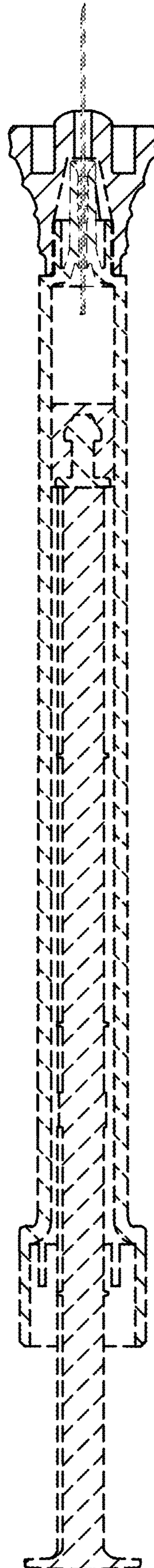


FIG. 9