



US00D989293S

(12) **United States Design Patent**
Bao

(10) **Patent No.:** **US D989,293 S**
(45) **Date of Patent:** **** Jun. 13, 2023**

(54) **PORTABLE ORAL IRRIGATOR**

(71) Applicant: **SHANGHAI X DENTAL Co., Ltd.**,
Shanghai (CN)

(72) Inventor: **Kun Bao**, Shanghai (CN)

(**) Term: **15 Years**

(21) Appl. No.: **29/780,152**

(22) Filed: **Apr. 22, 2021**

(30) **Foreign Application Priority Data**

Apr. 12, 2021 (CN) 202130202193.X

(51) **LOC (14) Cl.** **24-02**

(52) **U.S. Cl.**
USPC **D24/111**

(58) **Field of Classification Search**
USPC D24/107, 108, 111, 152, 176;
D4/100-102, 110, 111, 114, 138
CPC A61C 17/0202; A61C 17/028; A61C
17/0205; A61C 17/0092; A61C 17/02
See application file for complete search history.

(56) **References Cited**

U.S. PATENT DOCUMENTS

- D663,122 S * 7/2012 Nanda A61C 15/00
D4/104
- D806,228 S * 12/2017 Yan A61C 17/02
D24/176
- D806,229 S * 12/2017 Uchida D24/111
- D865,177 S * 10/2019 Liu D24/111
- D877,324 S * 3/2020 Massie D24/111
- D895,791 S * 9/2020 Yuan D24/111

- D913,484 S * 3/2021 Li D24/111
- D922,565 S * 6/2021 Wang D24/111
- D948,032 S * 4/2022 Fang D24/111
- D950,710 S * 5/2022 Massie D24/111
- D952,134 S * 5/2022 Wang D24/111
- D954,939 S * 6/2022 Liang D24/111
- D958,364 S * 7/2022 Han D24/152
- D959,649 S * 8/2022 Yu D24/111
- D978,336 S * 2/2023 Li D24/111
- 2019/0358006 A1 * 11/2019 Arias Haber A61C 17/024
- 2020/0214814 A1 * 7/2020 Yuan A61C 15/00
- 2020/0306007 A1 * 10/2020 Wang A61C 17/02
- 2023/0024806 A1 * 1/2023 Liu A61C 19/06

* cited by examiner

Primary Examiner — Jonathan J Han

Assistant Examiner — Amanda J Berlinski

(57) **CLAIM**

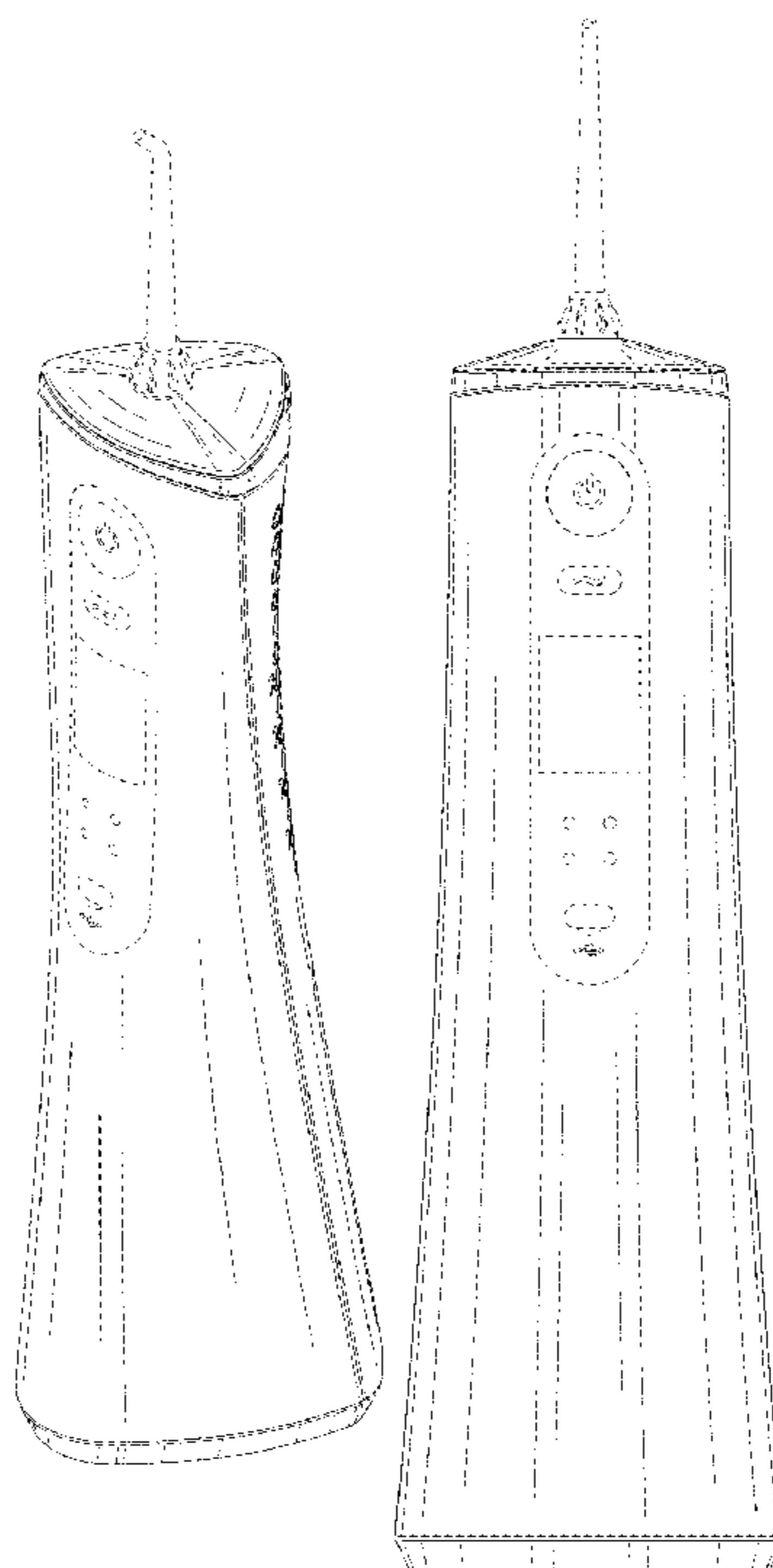
The ornamental design for a portable oral irrigator, as shown and described.

DESCRIPTION

FIG. 1 is a front perspective view of a portable oral irrigator showing the new design;
 FIG. 2 is a bottom perspective view thereof;
 FIG. 3 is a front view thereof;
 FIG. 4 is a rear view thereof;
 FIG. 5 is a left side elevational view thereof;
 FIG. 6 is a right side elevational view thereof;
 FIG. 7 is a top view thereof; and,
 FIG. 8 is a bottom view thereof.

The broken lines shown in the figures depict portions of the portable oral irrigator that form no part of the claimed design.

1 Claim, 8 Drawing Sheets



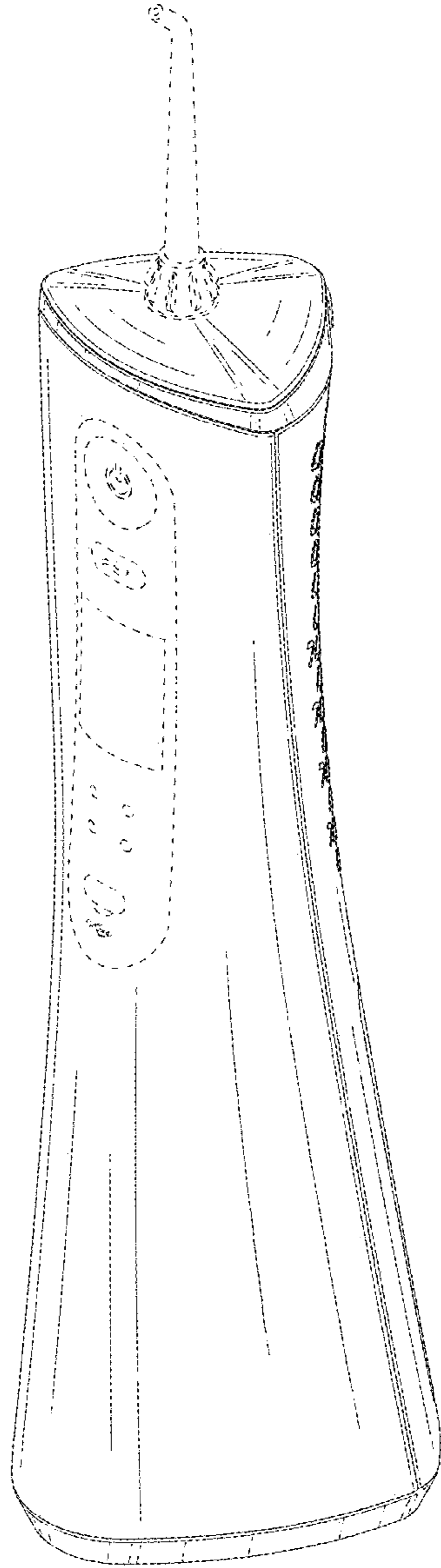


FIG.1

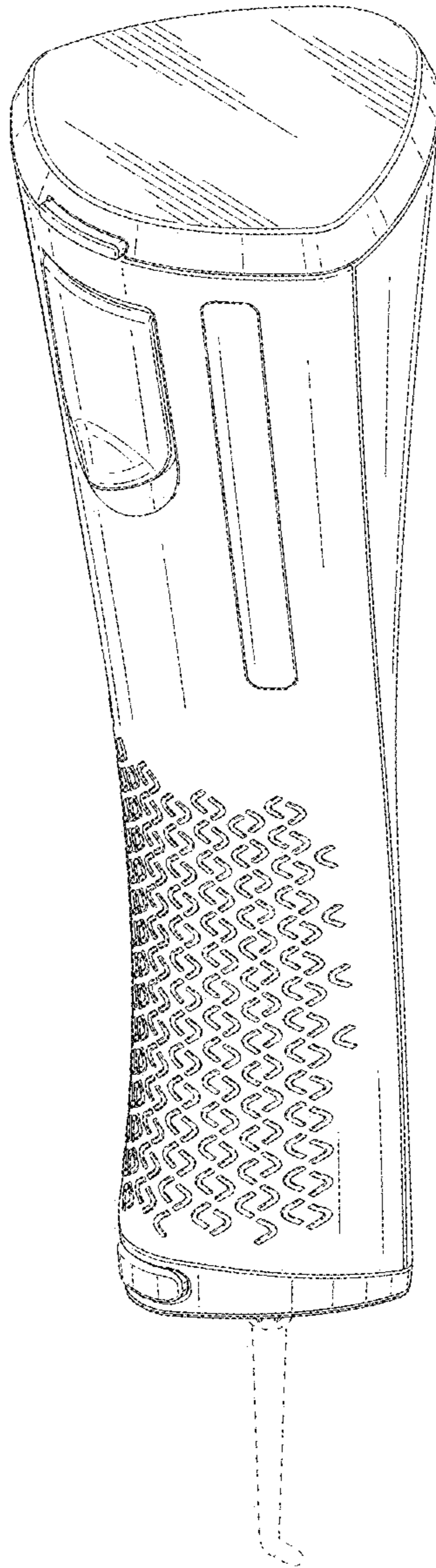


FIG.2

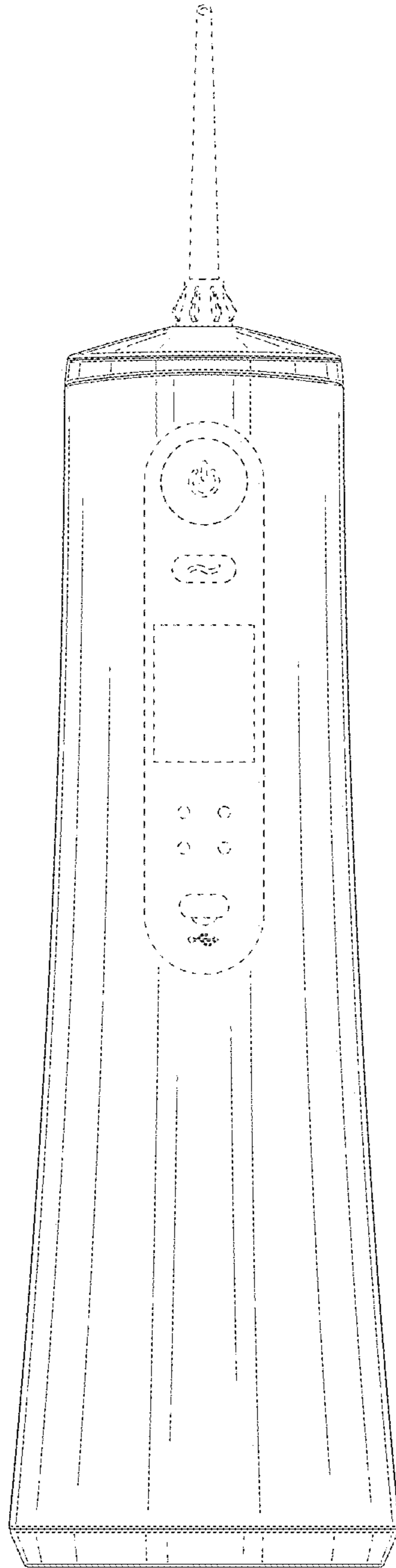


FIG.3

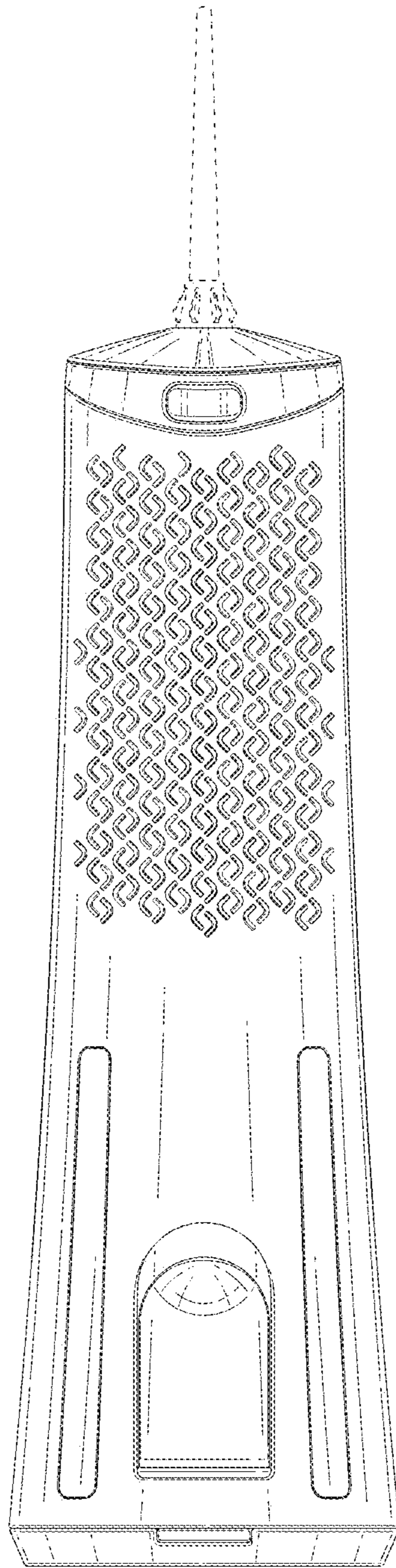


FIG.4

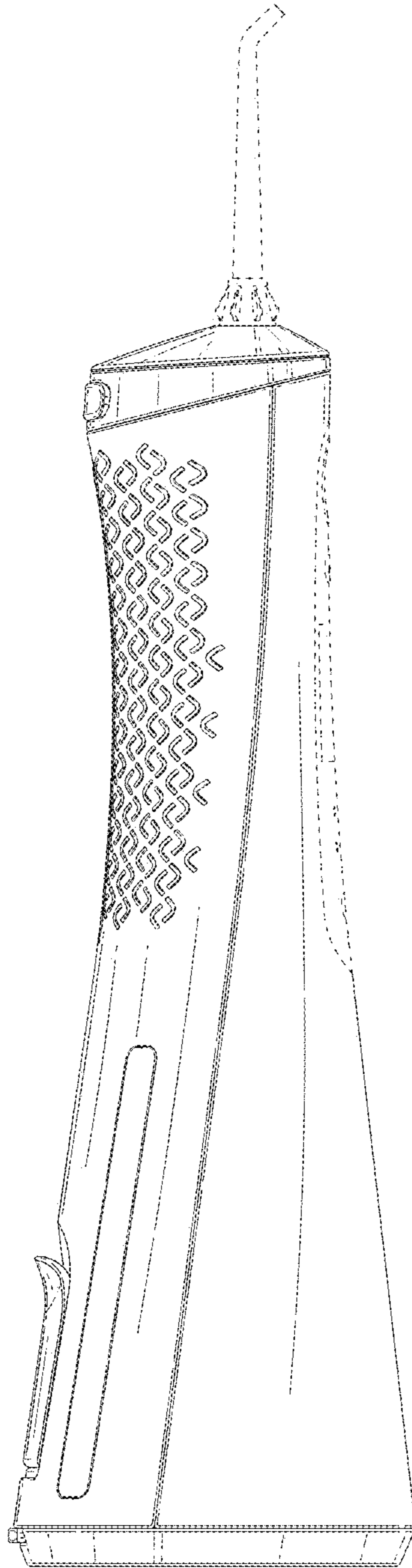


FIG.5

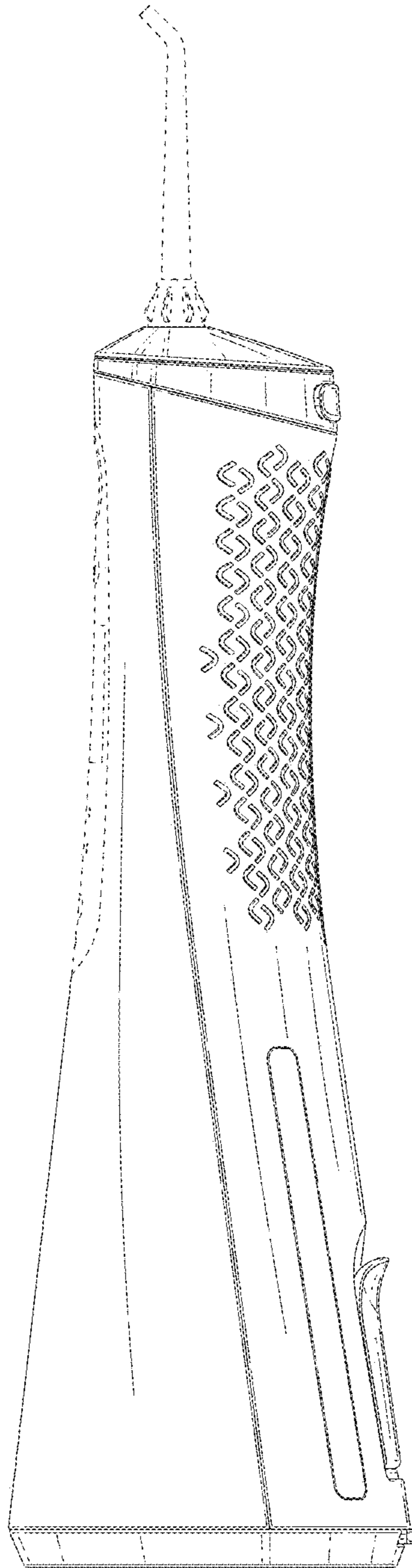


FIG.6

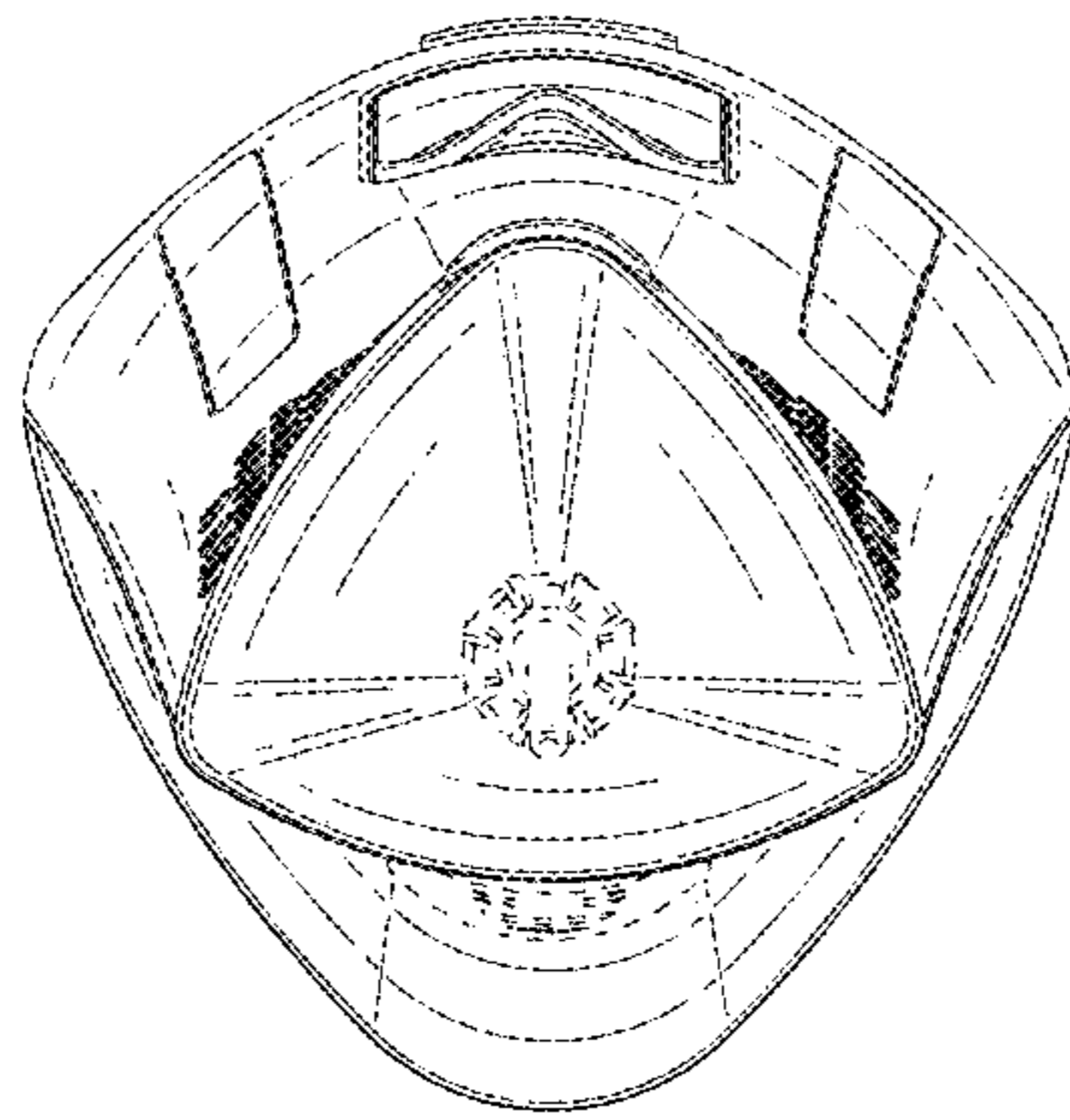


FIG.7

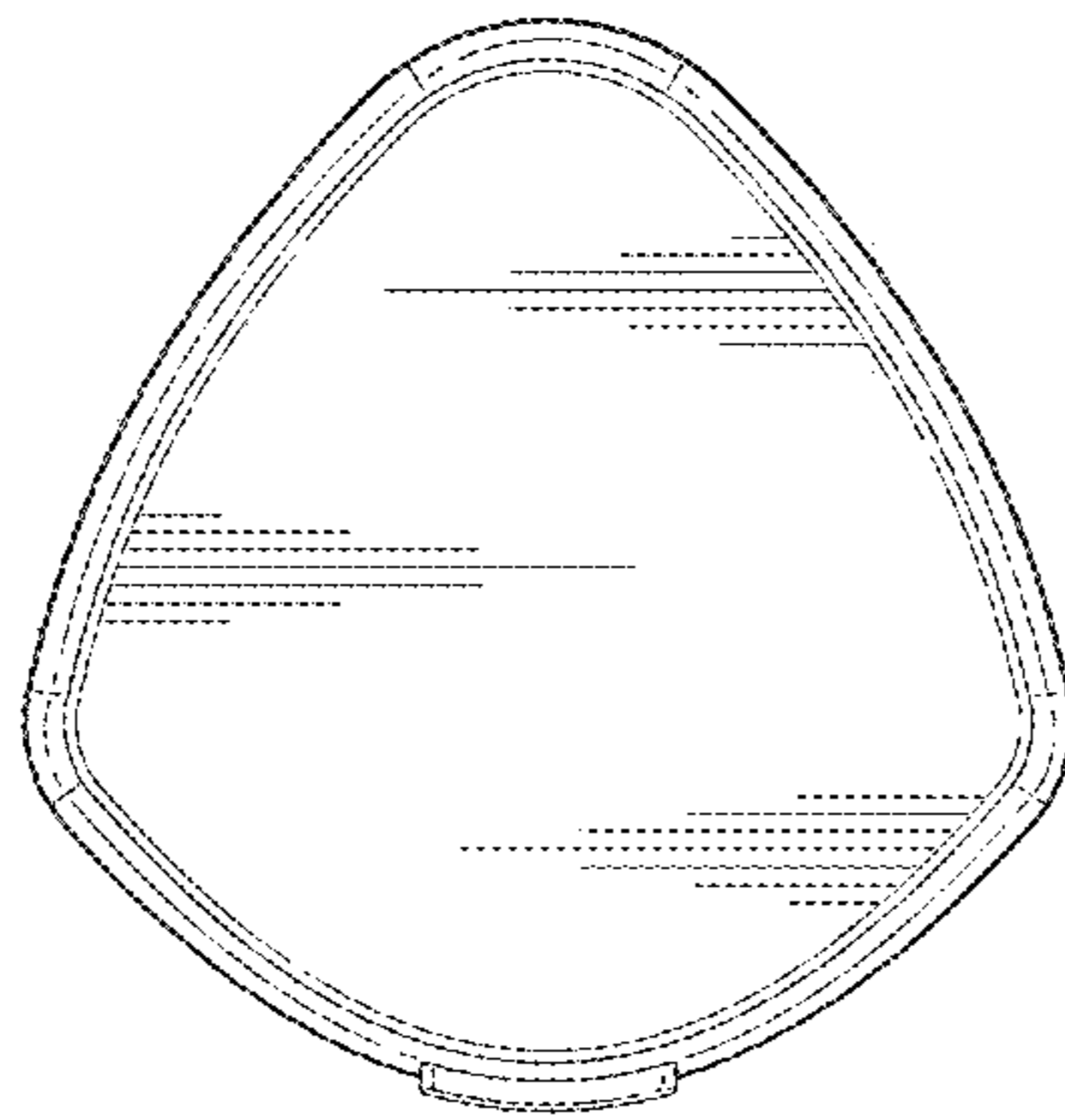


FIG.8