



US00D989263S

(12) **United States Design Patent**  
**Tian**

(10) **Patent No.:** **US D989,263 S**

(45) **Date of Patent:** **\*\* \*Jun. 13, 2023**

(54) **DEHUMIDIFIER**

(71) Applicant: **ZhiQiang Tian**, Shenzhen (CN)

(72) Inventor: **ZhiQiang Tian**, Shenzhen (CN)

(\*) Notice: This patent is subject to a terminal disclaimer.

(\*\*) Term: **15 Years**

(21) Appl. No.: **29/760,993**

(22) Filed: **Dec. 5, 2020**

(51) **LOC (14) Cl.** ..... **23-04**

(52) **U.S. Cl.**  
USPC ..... **D23/359**

(58) **Field of Classification Search**  
USPC ..... D23/355-366, 352, 369, 332, 333, 335,  
D23/336, 342, 351; 422/120, 122;  
55/356, 473, 504; 96/97; 261/DIG. 17,  
261/DIG. 65, DIG. 88, DIG. 31  
CPC .. A61L 9/16; A61L 9/22; B01D 47/00; B01D  
47/027; B01D 2221/02; B01D 2259/4508;  
B03C 3/155; B03C 3/368; F24F 3/16;  
F24F 13/20; F24F 13/28  
See application file for complete search history.

(56) **References Cited**

**U.S. PATENT DOCUMENTS**

D573,704 S *	7/2008	Chen	.....	D23/364
D673,665 S	1/2013	Langford		
D729,365 S	5/2015	Yuan et al.		
D746,426 S	12/2015	Zhao et al.		
D754,831 S	4/2016	Yin et al.		
D786,415 S	5/2017	Kim et al.		

D788,279 S	5/2017	Lee et al.		
D791,297 S *	7/2017	Ljungstrom	.....	D23/364
D840,012 S *	2/2019	Zhou	.....	D23/359
D844,766 S *	4/2019	Miao	.....	D23/364
D854,133 S	7/2019	Sheng et al.		
D878,530 S *	3/2020	Pan	.....	D23/364
D879,273 S *	3/2020	Shih	.....	D23/356
D879,275 S	3/2020	Mano		
D886,974 S *	6/2020	Miyawaki	.....	D23/356
D893,009 S *	8/2020	Choi	.....	D23/364
D893,693 S *	8/2020	Xiao	.....	D23/356
D895,093 S *	9/2020	Nakamura	.....	D23/364
D899,571 S	10/2020	Li		
D905,840 S *	12/2020	Cao	.....	D23/364
D908,198 S *	1/2021	Yoon	.....	D23/364
D912,236 S *	3/2021	Hernandez	.....	D23/364

\* cited by examiner

*Primary Examiner* — David G Muller

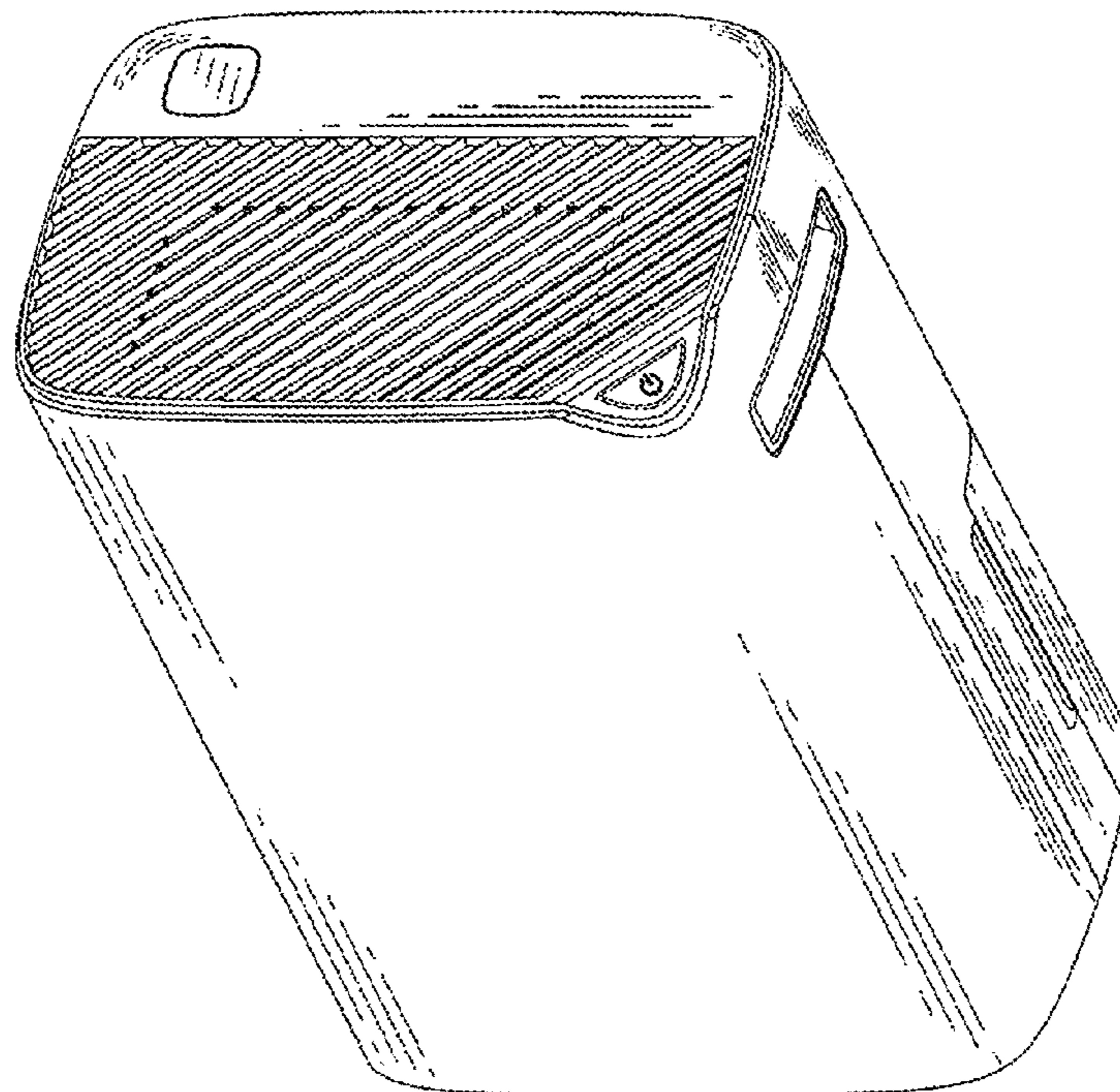
(57) **CLAIM**

The ornamental design for a dehumidifier, as shown and described.

**DESCRIPTION**

FIG. 1 is a front and top perspective view of a dehumidifier showing my new design;  
FIG. 2 is a rear and bottom perspective view thereof;  
FIG. 3 is a front elevation view thereof;  
FIG. 4 is a rear elevation view thereof;  
FIG. 5 is a left side elevation view thereof;  
FIG. 6 is a right side elevation view thereof;  
FIG. 7 is a top plan view thereof; and,  
FIG. 8 is a bottom plan view thereof.  
The broken lines depict portions of the dehumidifier which form no part of the claimed design.

**1 Claim, 8 Drawing Sheets**



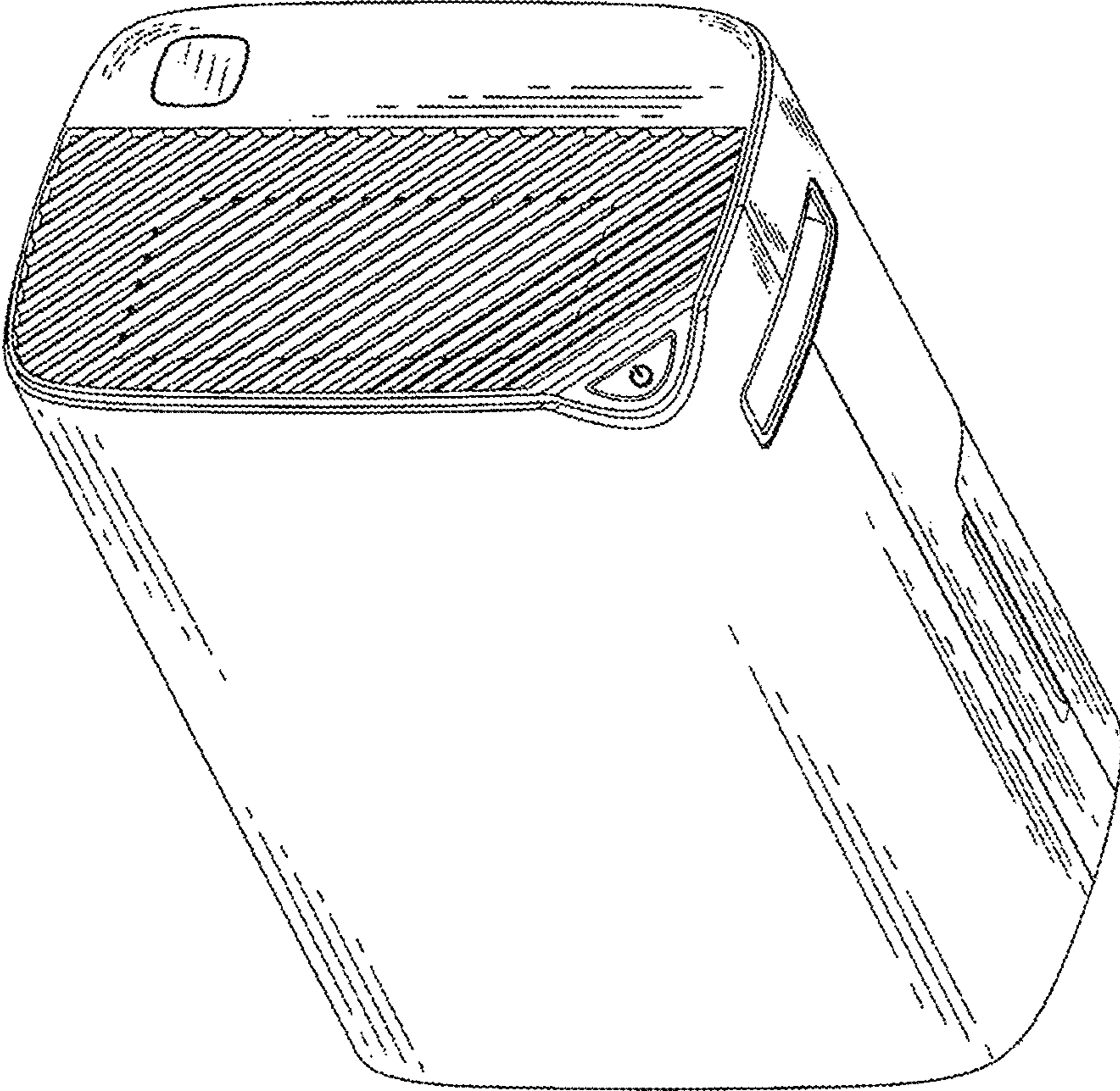


FIG.1

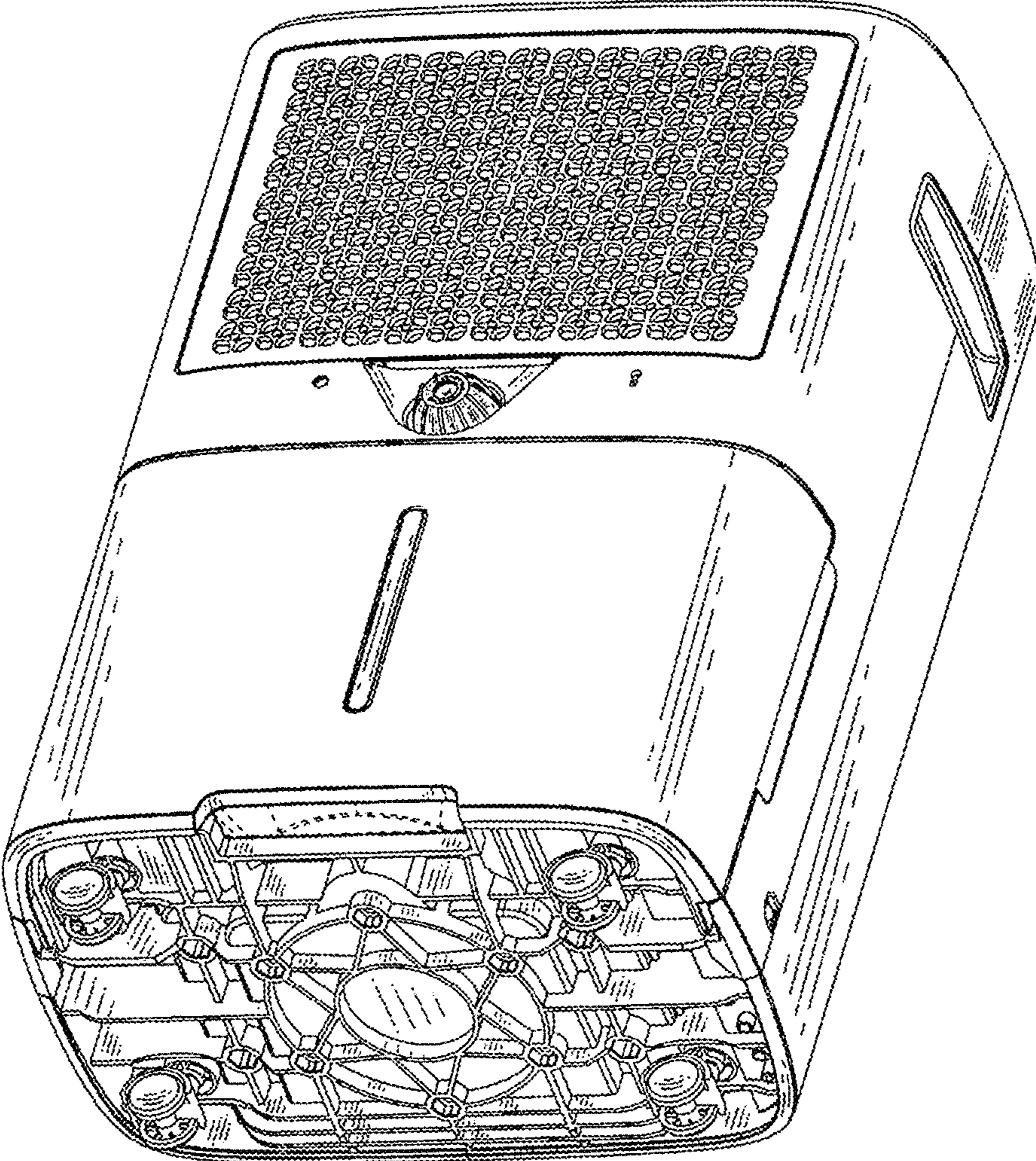


FIG.2




FIG. 3

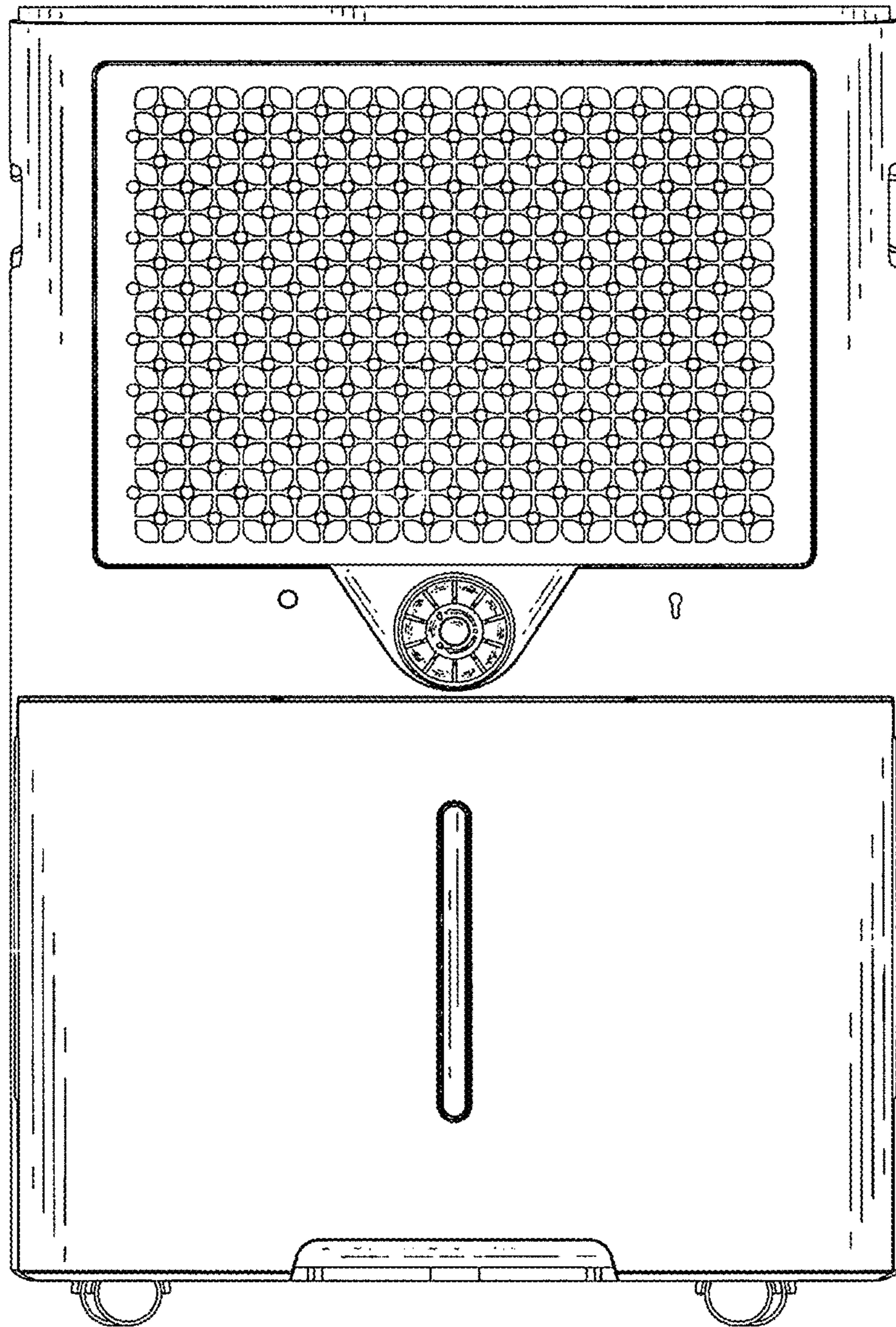


FIG.4




FIG.5




FIG.6

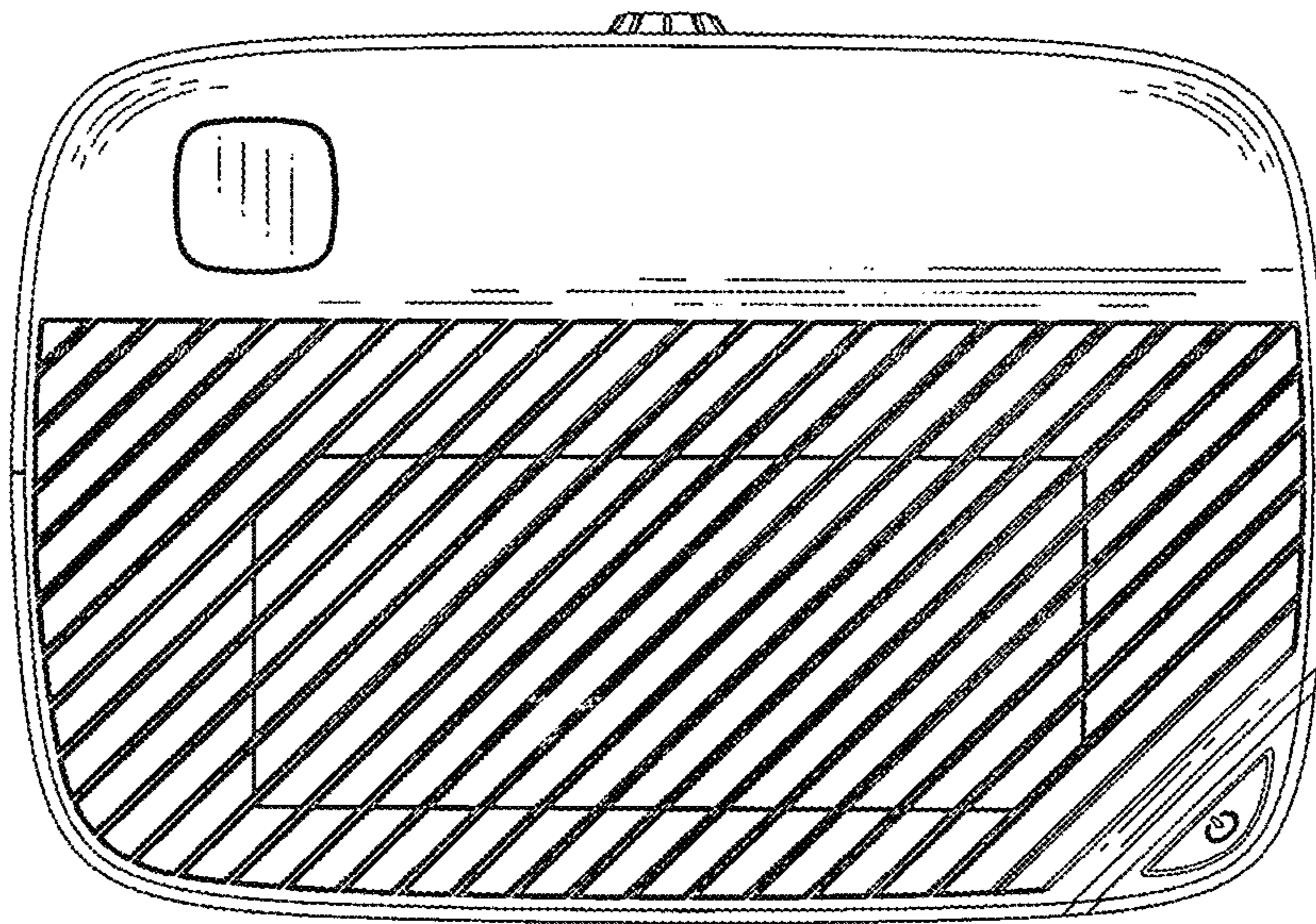


FIG. 7



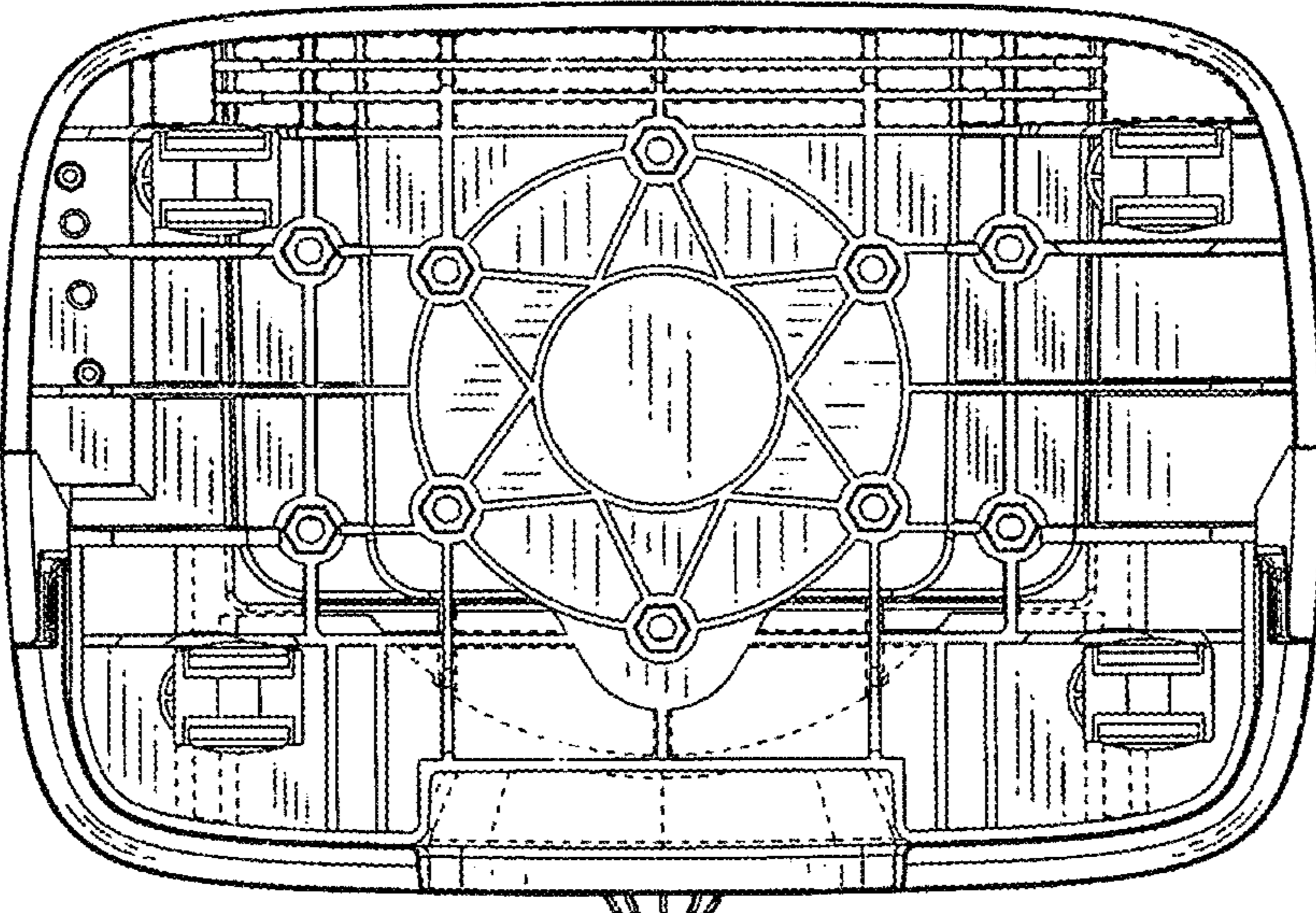


FIG. 8