



US00D989261S

(12) **United States Design Patent**
Song et al.

(10) **Patent No.:** **US D989,261 S**
(45) **Date of Patent:** **** Jun. 13, 2023**

(54) **CEILING-MOUNTED AIR CONDITIONER**

(71) Applicant: **Samsung Electronics Co., Ltd.**,
Suwon-si (KR)

(72) Inventors: **Jeonghan Song**, Suwon-si (KR);
Eunha Choi, Suwon-si (KR)

(73) Assignee: **SAMSUNG ELECTRONICS CO., LTD.**,
Suwon-si (KR)

(**) Term: **15 Years**

(21) Appl. No.: **29/787,722**

(22) Filed: **Jun. 8, 2021**

(30) **Foreign Application Priority Data**

Dec. 10, 2020 (KR) 30-2020-0061181

(51) **LOC (14) Cl.** **23-04**

(52) **U.S. Cl.**
USPC **D23/351**

(58) **Field of Classification Search**

USPC D23/333, 351-354, 388, 393
CPC F24F 1/00; F24F 1/0007; F24F 1/02; F24F
1/08; F24F 1/42; F24F 1/56; F24F 1/60;
F24F 3/044; F24F 3/048; F24F 3/16;
G05D 23/1905; G05D 23/1932; G05D
23/1902; G05D 23/1931; G05B 19/0426;
G05B 19/409; G05B 15/02

See application file for complete search history.

(56) **References Cited**

U.S. PATENT DOCUMENTS

D504,889 S * 5/2005 Andre D14/341
D558,865 S * 1/2008 Yoo D23/351
D654,074 S * 2/2012 Wood D14/341
D657,032 S * 4/2012 Chouji D23/351
D657,033 S * 4/2012 Chouji D23/351

D684,872 S * 6/2013 Bias D10/49
D687,388 S * 8/2013 Baumgartner D13/162
D691,251 S * 10/2013 Couture D23/343
D723,675 S * 3/2015 Paskow D23/354
D726,295 S * 4/2015 Kim D23/351
D734,179 S * 7/2015 Golden D10/50
D738,756 S * 9/2015 Jiang D10/50
D744,433 S * 12/2015 Baumgartner D10/49
D758,217 S * 6/2016 Kumfer D10/50
D763,203 S * 8/2016 Ikegaya D13/168
D824,501 S * 7/2018 Long D23/351
D868,043 S * 11/2019 Doe D14/230
D908,099 S * 1/2021 Kornacki D10/50
D938,390 S * 12/2021 Park D14/217
D938,391 S * 12/2021 Park D14/217
D940,289 S * 1/2022 Hederstierna D23/351
D941,265 S * 1/2022 Kim D14/217

* cited by examiner

Primary Examiner — Natasha Vujcic

(74) *Attorney, Agent, or Firm* — McAndrews Held &
Malloy, Ltd.

(57) **CLAIM**

We claim, the ornamental design for a ceiling-mounted air
conditioner, as shown and described.

DESCRIPTION

FIG. 1 is a perspective view of a ceiling-mounted air
conditioner showing our new design;
FIG. 2 is a front elevation view thereof;
FIG. 3 is a rear elevation view thereof;
FIG. 4 is a left side elevation view thereof;
FIG. 5 is a right side elevation view thereof;
FIG. 6 is a top plan view thereof; and,
FIG. 7 is a bottom plan view thereof.

The dashed broken lines in the figures depict portions of the
ceiling-mounted air conditioner that form no part of the
claimed design.

1 Claim, 7 Drawing Sheets

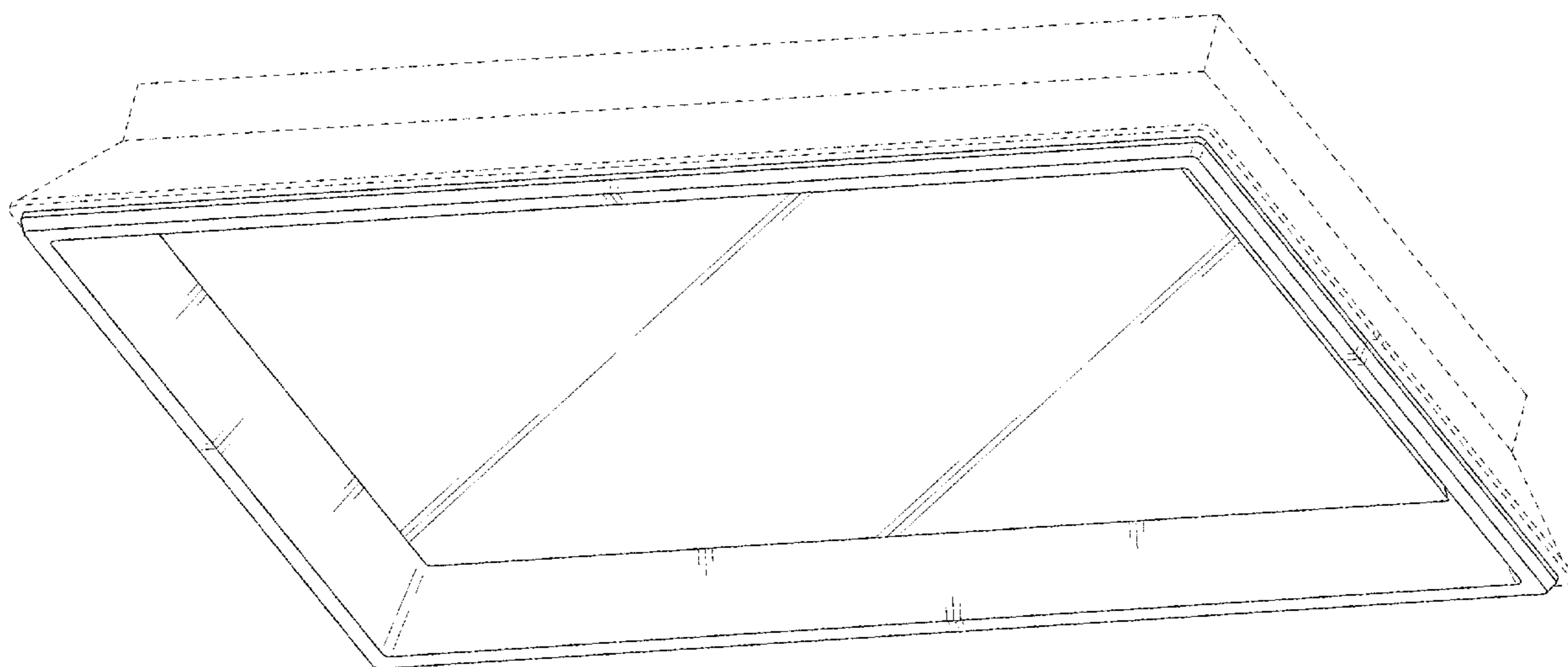


FIG. 1

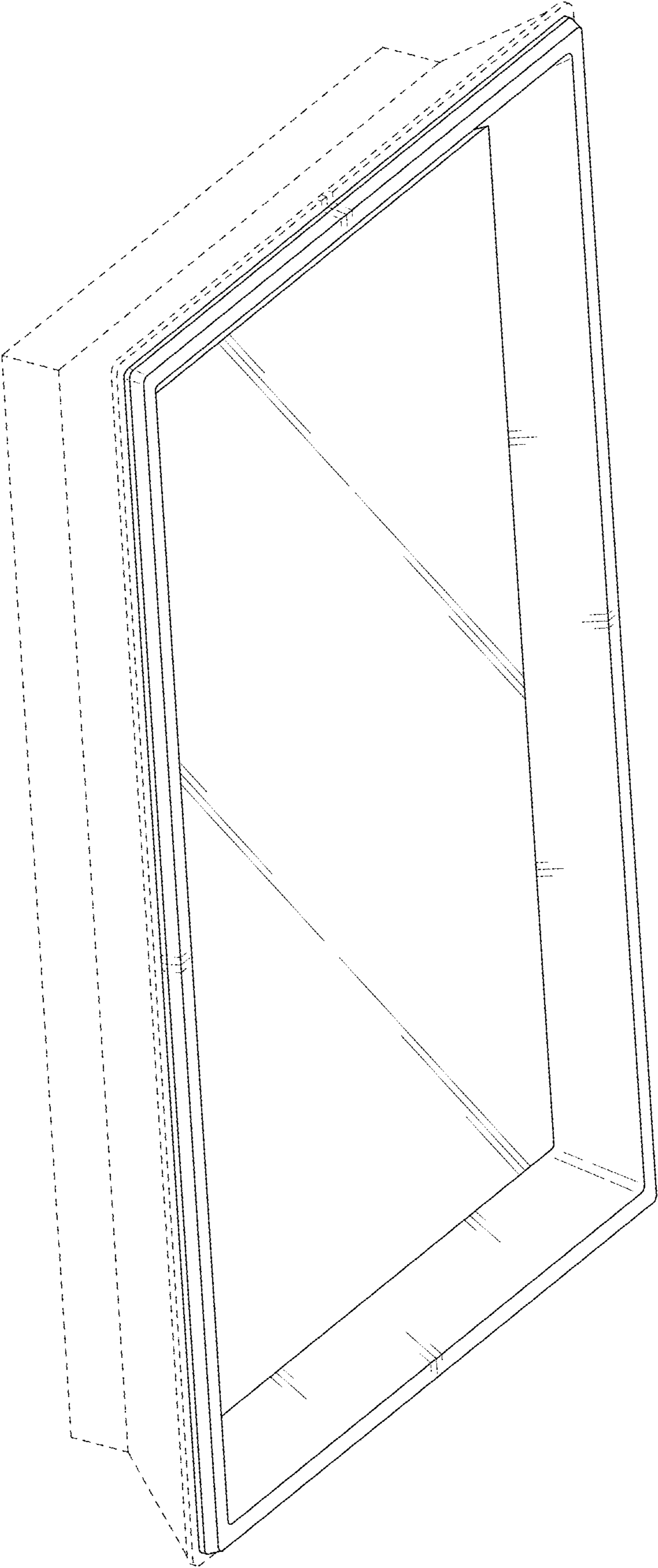


FIG. 2




FIG. 3




FIG. 4




FIG. 5




FIG. 6




FIG. 7

