

US00D989209S

(12) **United States Design Patent**
Vasas

(10) **Patent No.:** **US D989,209 S**
(45) **Date of Patent:** **** Jun. 13, 2023**

(54) **BATTING STANCE MAT**
(71) Applicant: **First Step Training, LLC**, Idaho Falls, ID (US)
(72) Inventor: **David Vasas**, Idaho Falls, ID (US)
(**) Term: **15 Years**
(21) Appl. No.: **29/816,453**

D472,288 S * 3/2003 Grabowski D21/792
D505,705 S * 5/2005 Moriarity D21/780
7,090,599 B2 8/2006 Hedgepath
D540,406 S * 4/2007 Edmondson, Jr. D21/780
D634,385 S 3/2011 Parrish, Jr.
D716,892 S * 11/2014 Schlosser D21/792
D811,773 S * 3/2018 Yang D6/582
D860,366 S * 9/2019 Bailey D21/792
D876,123 S * 2/2020 Scorgie D6/583
2008/0102993 A1* 5/2008 Jackson A63B 71/06
473/452

(Continued)

(22) Filed: **Nov. 22, 2021**
(51) **LOC (14) Cl.** **21-02**
(52) **U.S. Cl.**
USPC **D21/780**
(58) **Field of Classification Search**
USPC D21/780, 788, 790, 792; D6/582-588
CPC A63B 69/3661; A63B 69/3667; A63B
69/0002; A63B 69/0004; A63B 69/0008;
A47L 23/20; A47L 23/26; A47L 23/266;
A47G 27/02; A47G 27/0206; A47G
27/0212; A47G 27/0217; A47G 27/0225;
A47G 27/0237; A47G 27/0243; A47G
27/0293
See application file for complete search history.

OTHER PUBLICATIONS

Batting Trainer Mat, available on Amazon.com, date first available Jun. 29, 2022, oldest customer review Aug. 24, 2022, [site visited Mar. 17, 2023], URL: <https://www.amazon.com/BatMat-Batting-Trainer-Baseball-Softball/dp/B0B5FLDBW1/> (Year: 2022).*

(Continued)

Primary Examiner — Cary M Robinson
Assistant Examiner — Emily Anna Saunders

(57) **CLAIM**

The ornamental design for a batting stance mat, as shown and described.

DESCRIPTION

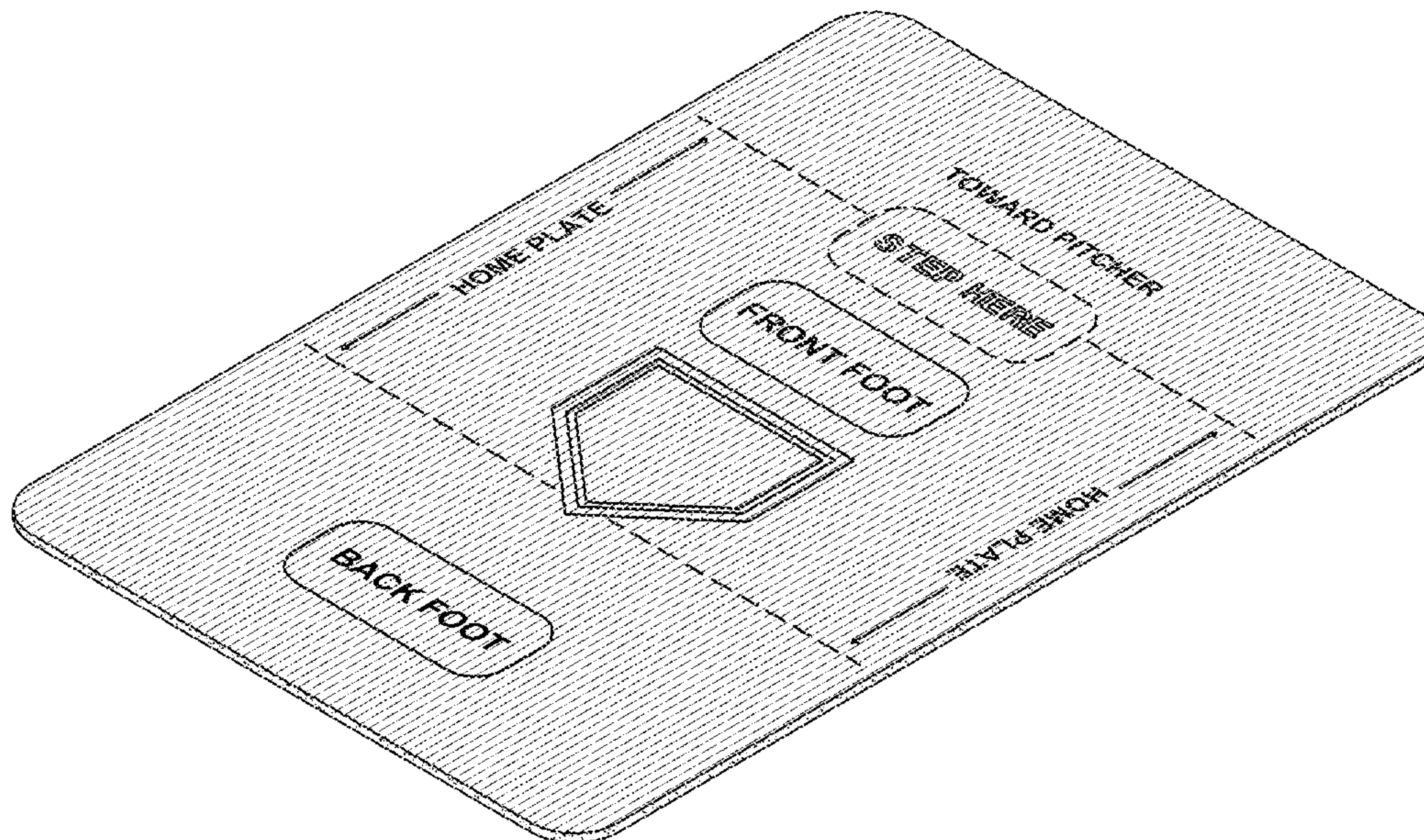
FIG. 1 is a top perspective view of the batting stance mat; FIG. 2 is a top plan view of the batting stance mat; FIG. 3 is a front elevation view of the batting stance mat with a rear elevation view being a mirror image thereof; FIG. 4 is a left side elevation view of the batting stance mat with a right side elevation view being a mirror image thereof; and, FIG. 5 is a bottom plan view of the batting stance mat. The broken lines on the surface of the batting stance mat in FIGS. 1 and 2 form part of the claimed design.

1 Claim, 4 Drawing Sheets

(56) **References Cited**

U.S. PATENT DOCUMENTS

3,979,116 A * 9/1976 Matchick A63B 69/0002
434/247
4,463,950 A * 8/1984 Elkin A63B 69/0002
473/451
4,932,656 A * 6/1990 Pierce A63B 69/3667
473/452
D355,459 S * 2/1995 Cornelison D21/780
5,642,880 A * 7/1997 Wiseman A63B 69/0075
473/417
D418,569 S * 1/2000 Murphy D21/780
6,103,326 A * 8/2000 Kobayashi G09F 3/0289
283/901



(56)

References Cited

U.S. PATENT DOCUMENTS

2017/0280941 A1* 10/2017 Kuo B32B 5/26
2018/0213959 A1* 8/2018 Foley B32B 7/12

OTHER PUBLICATIONS

Champro Training Hitting Practice Mat, available on Amazon.com, date first available Sep. 14, 2021, oldest customer review Nov. 7, 2022, [site visited Mar. 17, 2023], URL: <https://www.amazon.com/CHAMPRO-Extended-Training-Highlights-Pitching/dp/B09G75HMQ2/> (Year: 2021).*

Trackpad, available on tannerteens.com, Wayback Machine date Dec. 5, 2021, [site visited Mar. 17, 2023], URL: <https://web.archive.org/web/202111205225506/https://www.tannerteens.com/trackpad/> (Year: 2021).*

Baseball Hitting Batting Mat, available on Amazon.com, date first available Aug. 19, 2016, oldest customer review Dec. 18, 2017, [site visited Mar. 17, 2023], URL: <https://www.amazon.com/StrideRight-Hitting-Mat-Full-Box/dp/B01KP3WLTO/> (Year: 2016).*

Baseball Hitting Batting Mat, available on Amazon.com, date first available Aug. 19, 2016, oldest customer review Jul. 25, 2017, [site visited Mar. 17, 2023], URL: <https://www.amazon.com/Baseball-Softball-Instructional-Training-Advanced/dp/B01KP8K36W/> (Year: 2016).*

Pitch Location Mat, available on unique-sports.com, Wayback Machine date Sep. 6, 2015, [site visited Mar. 17, 2023], URL: <https://web.archive.org/web/20150906044158/https://unique-sports.com/products/muhl-tech-pitch-location-mat> (Year: 2015).*

* cited by examiner

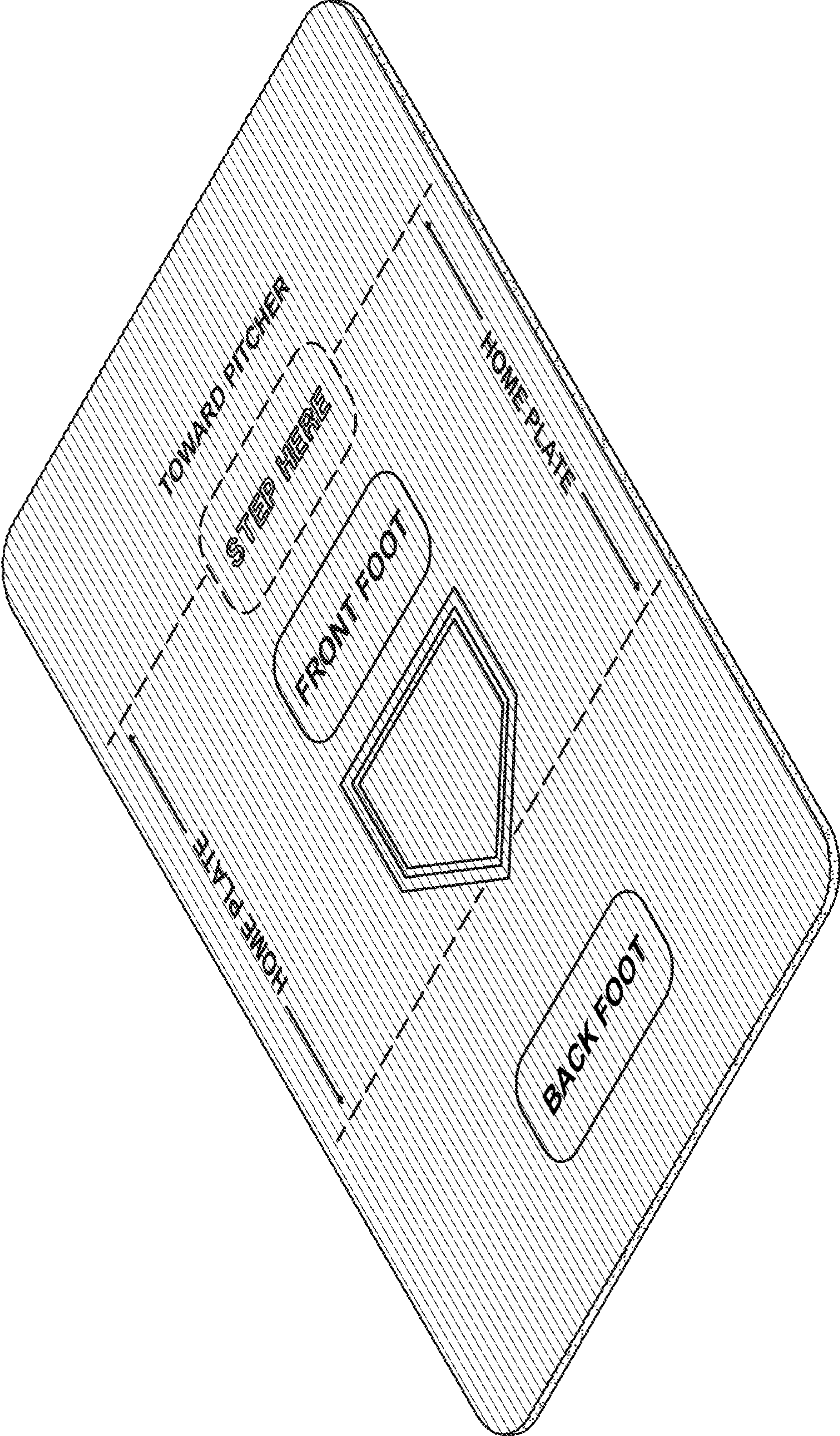


FIG. 1

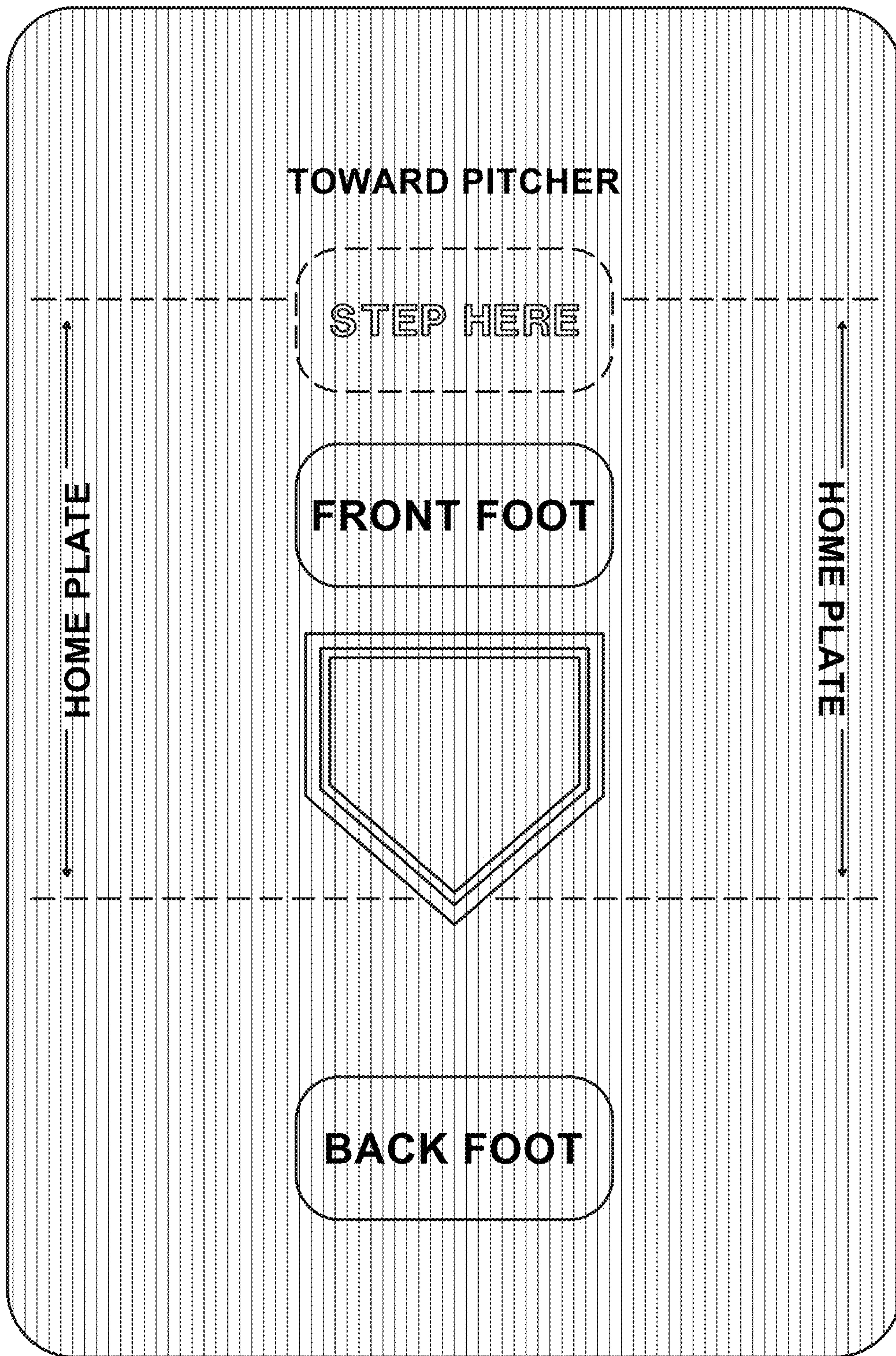


FIG. 2



FIG. 3




FIG. 4




FIG. 5