



US00D989203S

(12) **United States Design Patent** (10) **Patent No.:** **US D989,203 S**
Do (45) **Date of Patent:** **** Jun. 13, 2023**

(54) **MODULAR HOME GYM PLATFORM**
(71) Applicant: **MacroFit, Inc.**, Los Angeles, CA (US)
(72) Inventor: **Tyler Do**, Burbank, CA (US)
(73) Assignee: **MACROFIT, INC.**, Los Angeles, CA (US)
(**) Term: **15 Years**

(21) Appl. No.: **29/802,913**
(22) Filed: **Aug. 9, 2021**
(51) **LOC (14) Cl.** **21-02**
(52) **U.S. Cl.**
USPC **D21/686**
(58) **Field of Classification Search**
USPC D21/668, 670, 671, 372, 692, 693, 694,
D21/703, 742, 743, 756, 780, 791-794,
D21/796, 798; D24/192, 212-213;
D6/332, 641; D19/1, 65, 113
CPC A63B 69/00; A63B 59/50; A63B 57/353;
A63B 57/207
See application file for complete search history.

(56) **References Cited**

U.S. PATENT DOCUMENTS

1,623,670 A * 4/1927 Frankenfeld A63B 21/4035
482/123
D366,680 S * 1/1996 Jantz D21/792
D482,748 S * 11/2003 Flynt D21/692
8,088,050 B2 * 1/2012 Aucamp A63B 21/0552
482/131
8,220,087 B2 * 7/2012 Villa A63B 21/4037
482/142
D691,221 S * 10/2013 Potts D21/680
D779,675 S * 2/2017 Chapman D24/188
D792,532 S * 7/2017 Olson D21/686
D798,397 S * 9/2017 Bellevue D21/686
D825,696 S * 8/2018 Mercenari Uribe D21/671
D825,700 S * 8/2018 Kropfl D21/765
D890,868 S * 7/2020 Zhao D21/686

D897,459 S * 9/2020 Qiao D21/686
D926,271 S * 7/2021 Reding D21/686
D930,093 S * 9/2021 Lyu D21/686
D960,274 S * 8/2022 Moseley D21/780
(Continued)

FOREIGN PATENT DOCUMENTS

CN 202030325069.8 * 12/2020

OTHER PUBLICATIONS

Gonex Portable Home Gym Workout Equipment. Online, published date Oct. 22, 2020. Retrieved on Dec. 27, 2022 from URL: <https://www.amazon.com/Gonex-Portable-Equipment-Accessories-Resistance/dp/B08CZHDZ3B/>. *
(Continued)

Primary Examiner — Omeed Agilee
Assistant Examiner — David Truong
(74) *Attorney, Agent, or Firm* — Womble Bond Dickinson (US) LLP

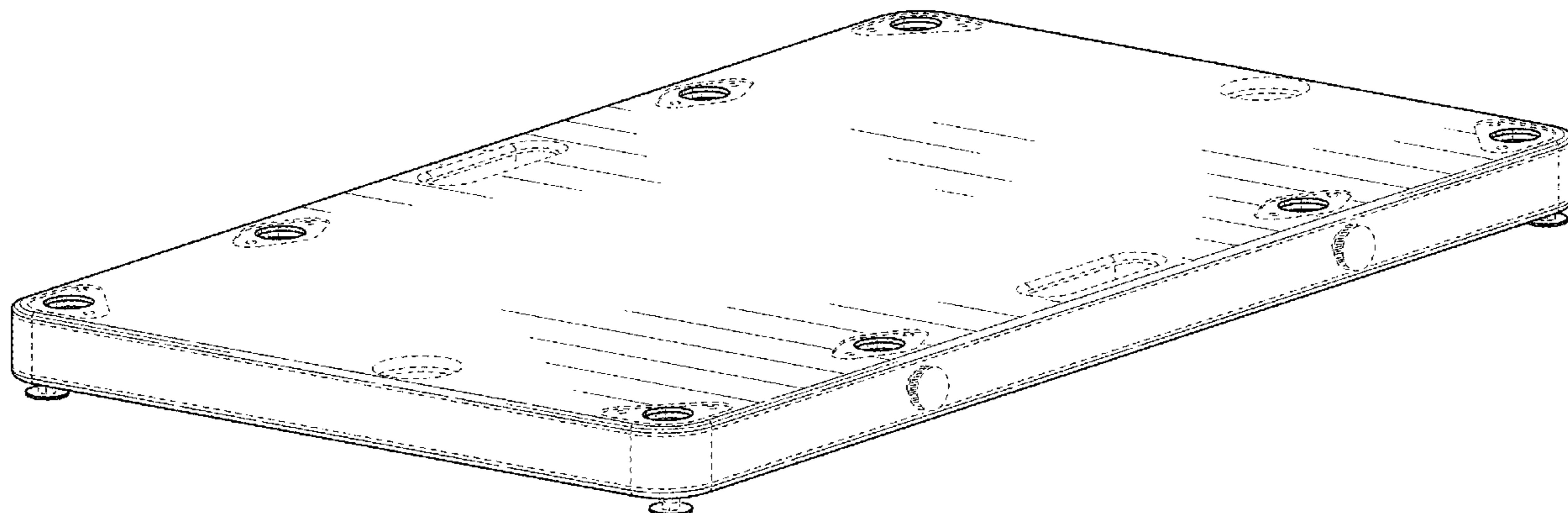
(57) **CLAIM**

The ornamental design for a modular home gym platform, as shown and described.

DESCRIPTION

FIG. 1 is a front, side perspective view of modular home gym platform.
FIG. 2 is a front elevation view thereof.
FIG. 3 is a rear elevation view thereof.
FIG. 4 is a side elevation view thereof.
FIG. 5 is a side elevation view thereof from a side opposite to FIG. 4.
FIG. 6 is a top plan view thereof; and,
FIG. 7 is a bottom plan view thereof.
All portions of the drawings shown in broken lines are for illustrative purposes only and form no part of the claimed design.

1 Claim, 5 Drawing Sheets



(56)

References Cited

U.S. PATENT DOCUMENTS

D967,302 S * 10/2022 Okubadejo A63B 21/4035
D21/662
D973,154 S * 12/2022 Huang D21/686
2011/0021329 A1* 1/2011 Dunne A63B 21/0552
482/124
2011/0207534 A1* 8/2011 Meldeau A63F 13/245
463/39
2020/0298056 A1* 9/2020 Cheng A63B 21/4035

OTHER PUBLICATIONS

BodyBoss BodyBoss Home Gym 2.0. Online, published date Jul. 20, 2020. Retrieved on Dec. 27, 2022 from URL: <https://www.amazon.com/BodyBoss-Home-Gym-2-0-Collapsible/dp/B074Q15PXP/>.*

ProBoardz Training Board, published date Oct. 6, 2019. Retrieved on Jan. 10, 2023 from URL: <https://www.youtube.com/watch?v=sSL1zlvjjY>.*

* cited by examiner

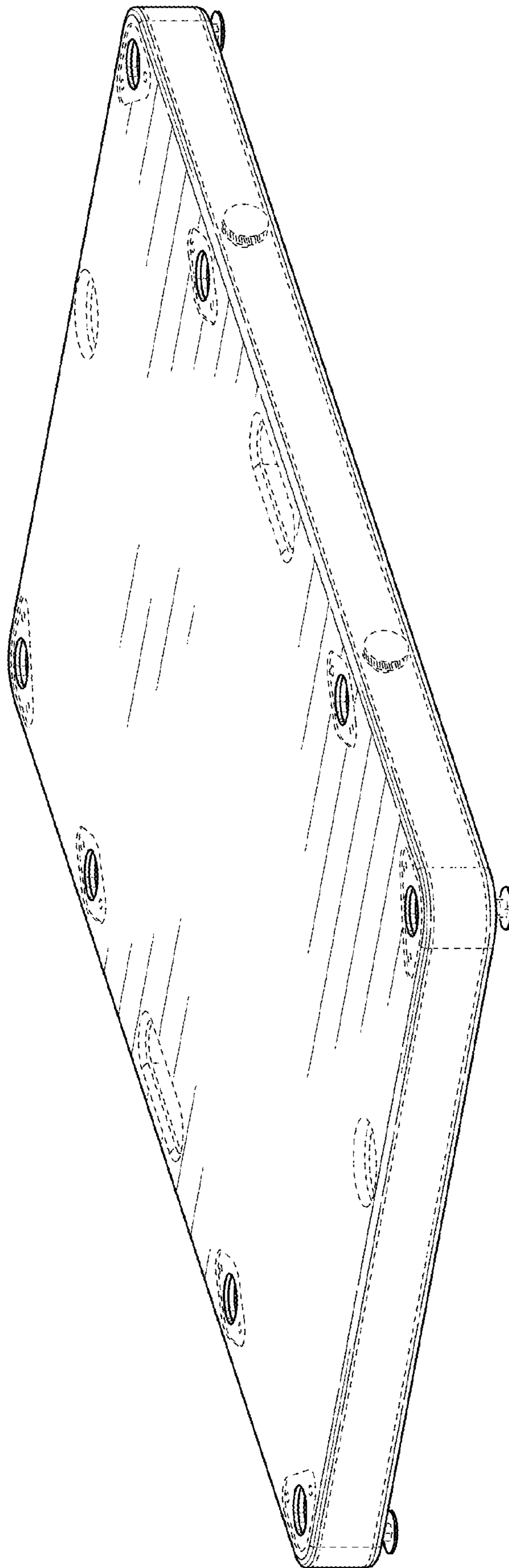


FIG. 1

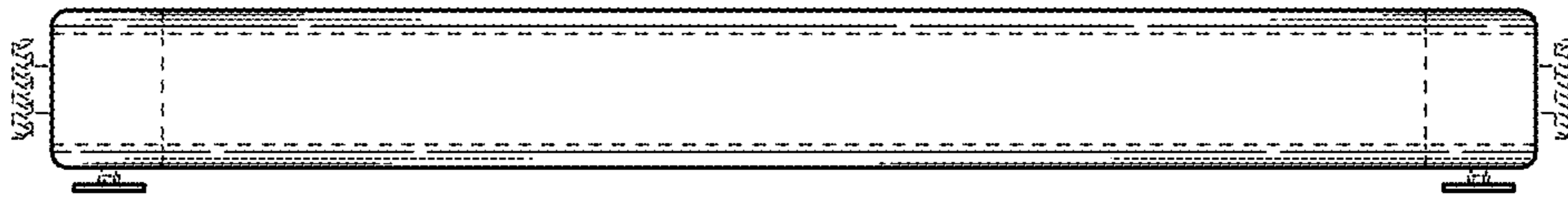


FIG. 2

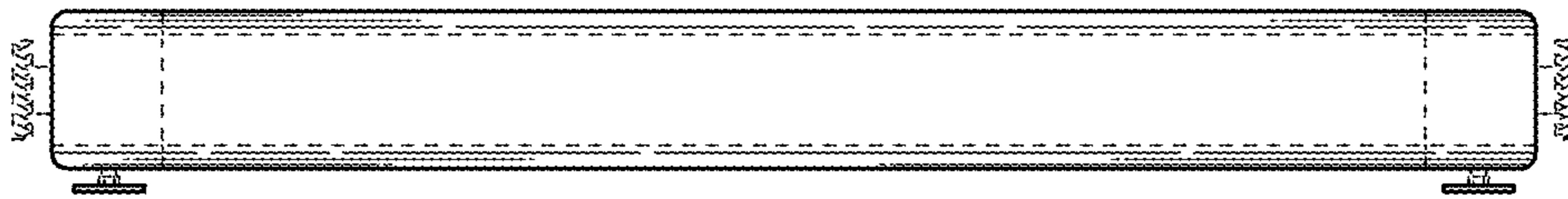


FIG. 3

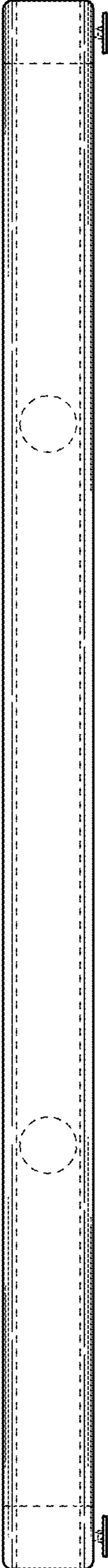


FIG. 4

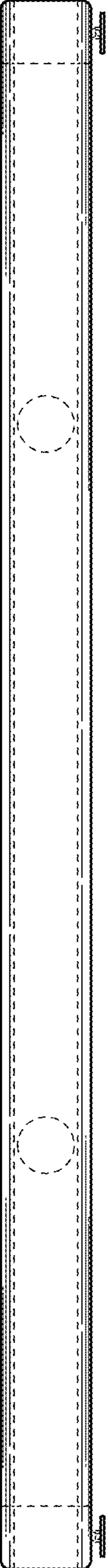


FIG. 5

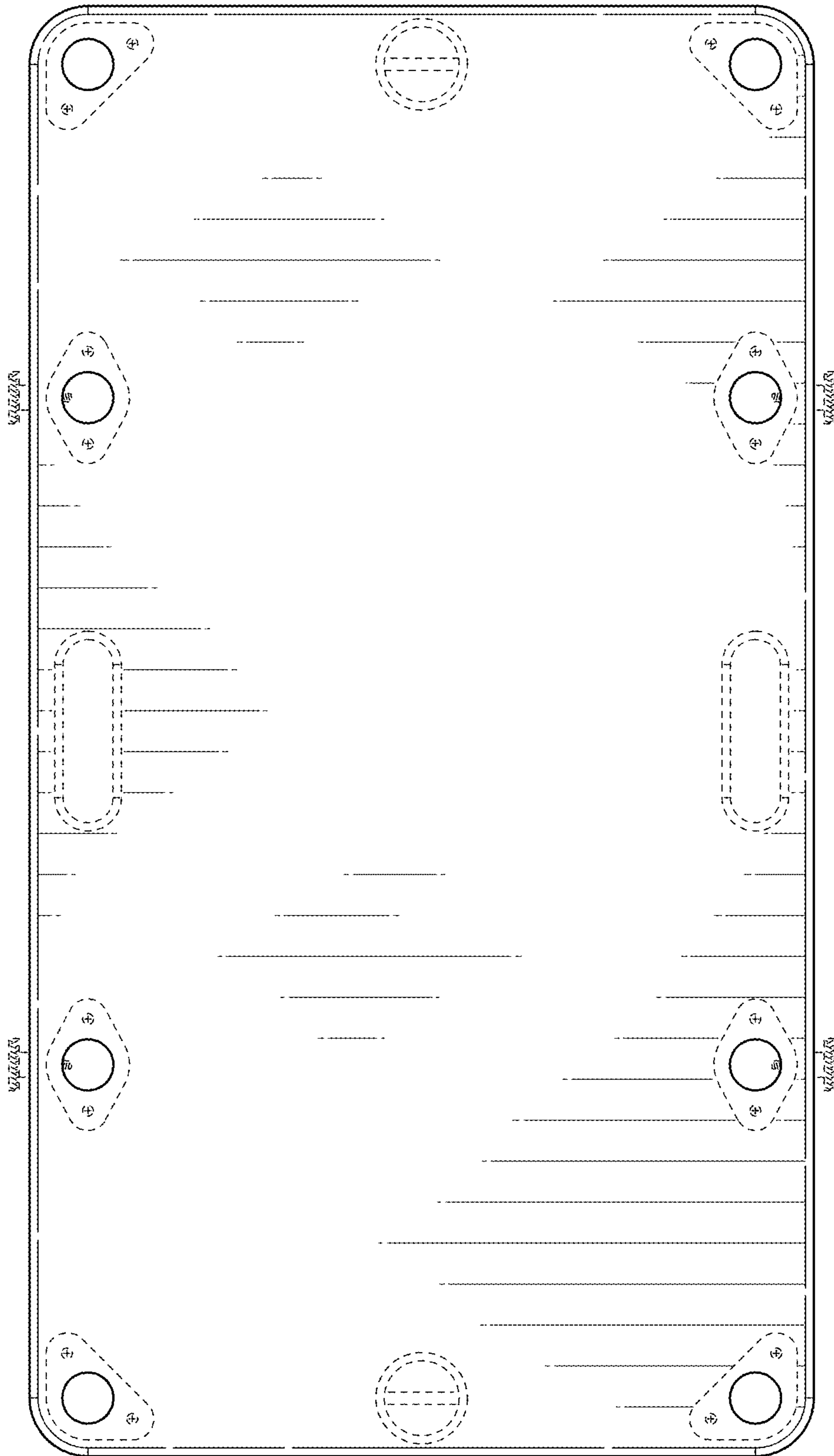


FIG. 6

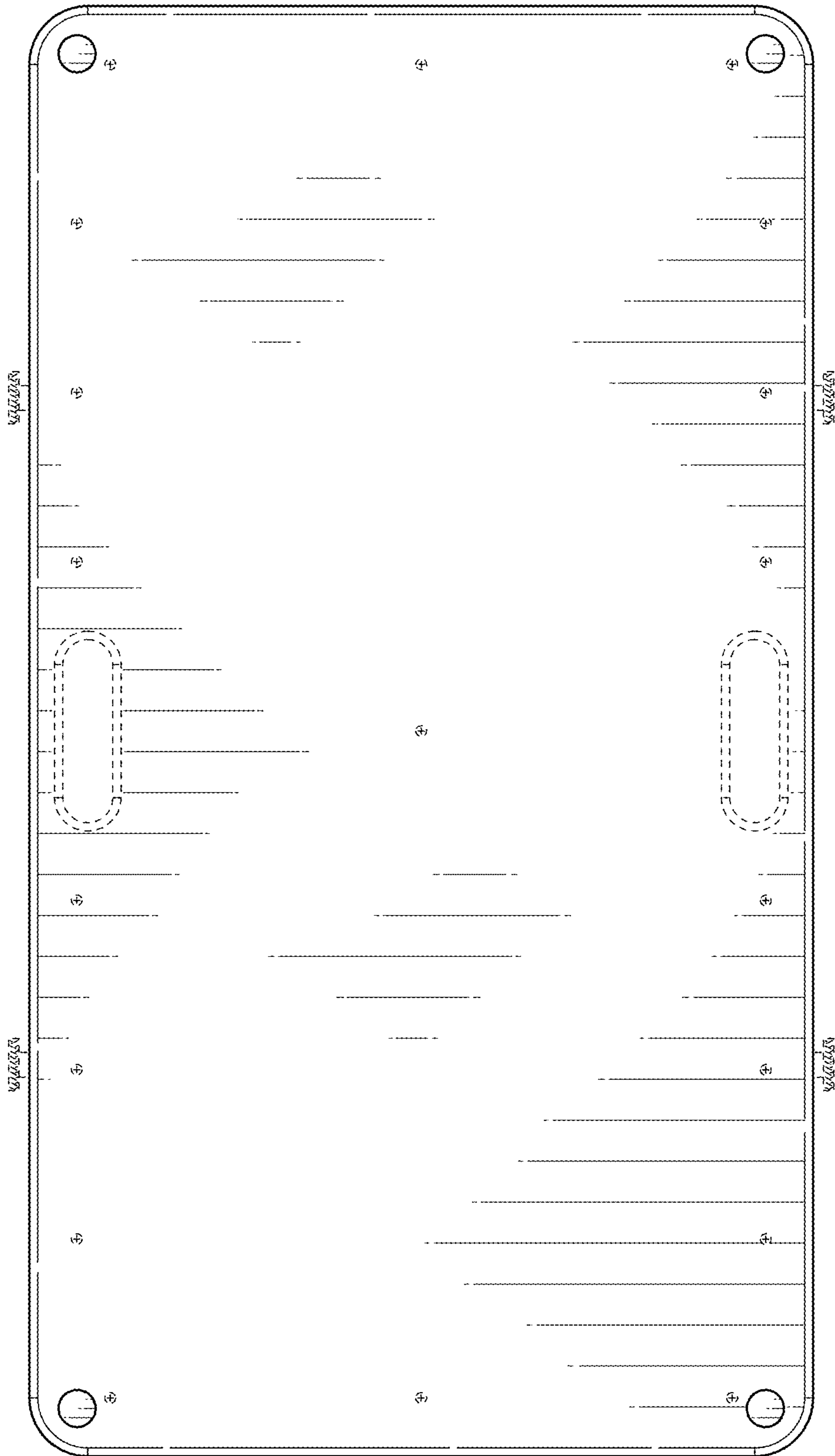


FIG. 7