



US00D989129S

(12) **United States Design Patent** (10) **Patent No.:** **US D989,129 S**  
**O’Connell et al.** (45) **Date of Patent:** **\*\* Jun. 13, 2023**

- (54) **HOOD FOR A WORK VEHICLE**
- (71) Applicant: **CNH Industrial America LLC**, New Holland, PA (US)
- (72) Inventors: **Charles O’Connell**, Willmar, MN (US); **Eric Michael Jacobsthal**, Elmhurst, IL (US); **Adam Callif**, Chicago, IL (US); **John Piper**, Surprise, AZ (US); **Douglas V. Montgomery**, Downers Grove, IL (US)
- (73) Assignee: **CNH INDUSTRIAL AMERICA LLC**, New Holland, PA (US)
- (\*\*) Term: **15 Years**
- (21) Appl. No.: **29/801,306**
- (22) Filed: **Jul. 28, 2021**
- (51) **LOC (14) Cl.** ..... **15-03**
- (52) **U.S. Cl.**  
USPC ..... **D15/31**
- (58) **Field of Classification Search**  
USPC ..... D15/10, 11, 13–17, 28, 22–26, 30, 31;  
D12/173; 56/13.3, 13.4, 15.8, 15.9,  
56/320.1; 180/89.1, 89.12, 900, 69.2,  
180/68.1, 69.1  
CPC ..... B62D 49/00–085; B62D 25/10;  
B62D 25/00; B60R 19/52; B60R 21/38  
See application file for complete search history.

- D843,421 S \* 3/2019 Gonzales ..... D15/31
- D854,056 S \* 7/2019 Futagami ..... D15/31
- D861,741 S \* 10/2019 Humphrey ..... D15/31
- D880,537 S \* 4/2020 Roach ..... D15/31
- D896,853 S \* 9/2020 Park ..... D15/31
- D897,382 S \* 9/2020 Futagami ..... D15/31
- D909,425 S \* 2/2021 Park ..... D15/31
- D928,205 S \* 8/2021 Nagelin ..... D15/31
- D928,851 S \* 8/2021 Huenink ..... D15/31
- D930,714 S \* 9/2021 Lee ..... D15/31
- D943,644 S \* 2/2022 Gearhart ..... D15/31

\* cited by examiner

*Primary Examiner* — Mark A Goodwin  
(74) *Attorney, Agent, or Firm* — Rebecca Henkel;  
Rickard Demille

(57) **CLAIM**

The ornamental design for a hood for a work vehicle, as shown and described.

**DESCRIPTION**

FIG. 1 is a perspective view of a hood for a work vehicle according to an exemplary embodiment of the present subject matter.

FIG. 2 is a first side view of the hood illustrated in FIG. 1.

FIG. 3 is a second side view of the hood illustrated in FIG. 1.

FIG. 4 is a top view of the hood illustrated in FIG. 1.

FIG. 5 is a bottom view of the hood illustrated in FIG. 1.

FIG. 6 is a rear view of the hood illustrated in FIG. 1; and, FIG. 7 is a front view of the hood illustrated in FIG. 1.

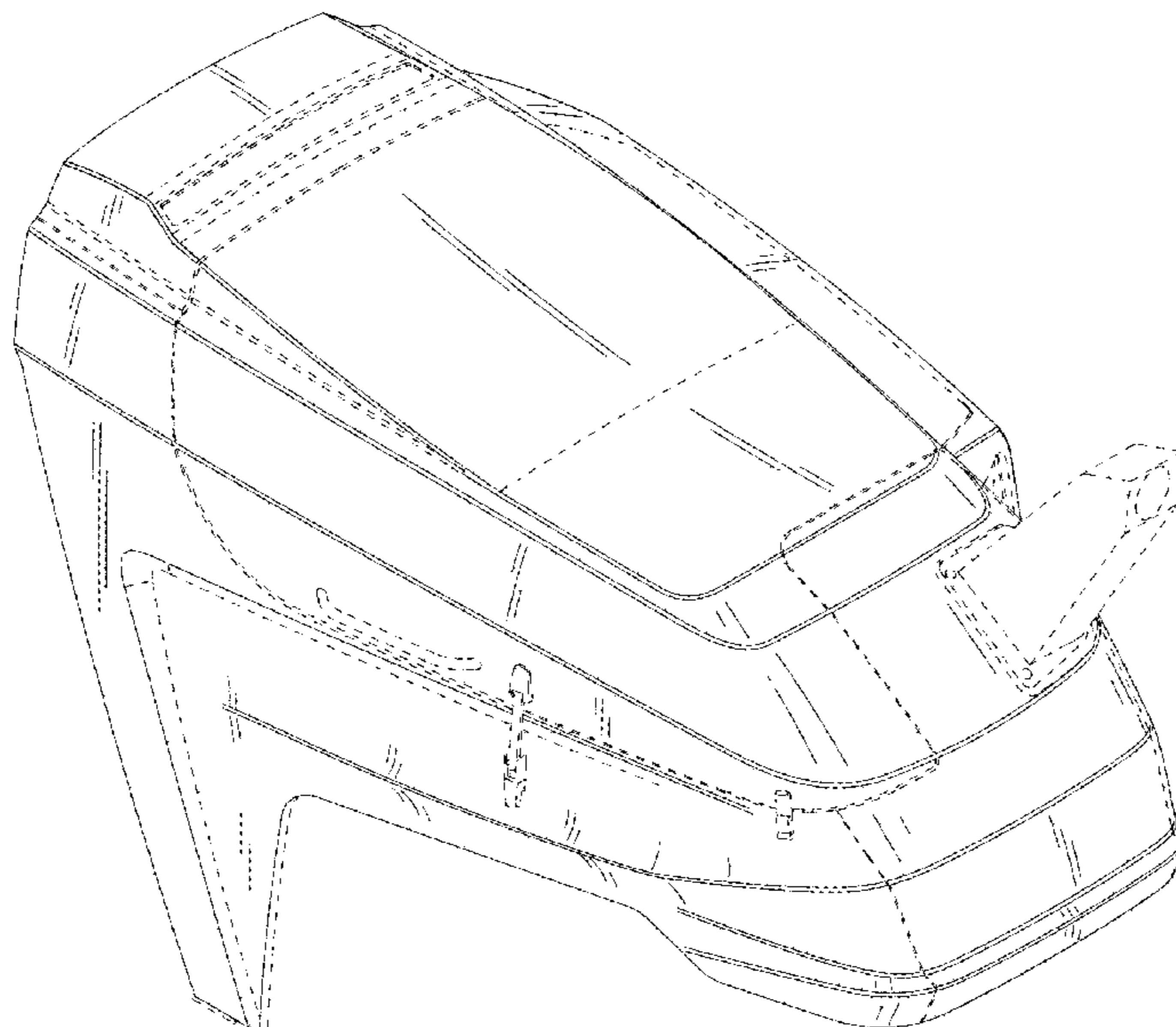
The broken lines contained within the figures, including, but, not limited to, any dash-dot broken lines and/or dash-dash broken lines, represent portions of the hood for a work vehicle that form no part of the claimed design. Additionally, contour lines and/or surface shading are illustrated simply for purposes of highlighting the solid-rendering, and, thus, form no part of the claimed design.

**1 Claim, 7 Drawing Sheets**

(56) **References Cited**

**U.S. PATENT DOCUMENTS**

- D759,129 S \* 6/2016 Kushita ..... D15/31
- D766,340 S \* 9/2016 Jackson ..... D15/31
- D778,963 S \* 2/2017 Yang ..... D15/31
- D785,681 S \* 5/2017 Okuyama ..... D15/31
- D804,539 S \* 12/2017 Okuyama ..... D15/31
- D837,837 S \* 1/2019 Park ..... D15/31



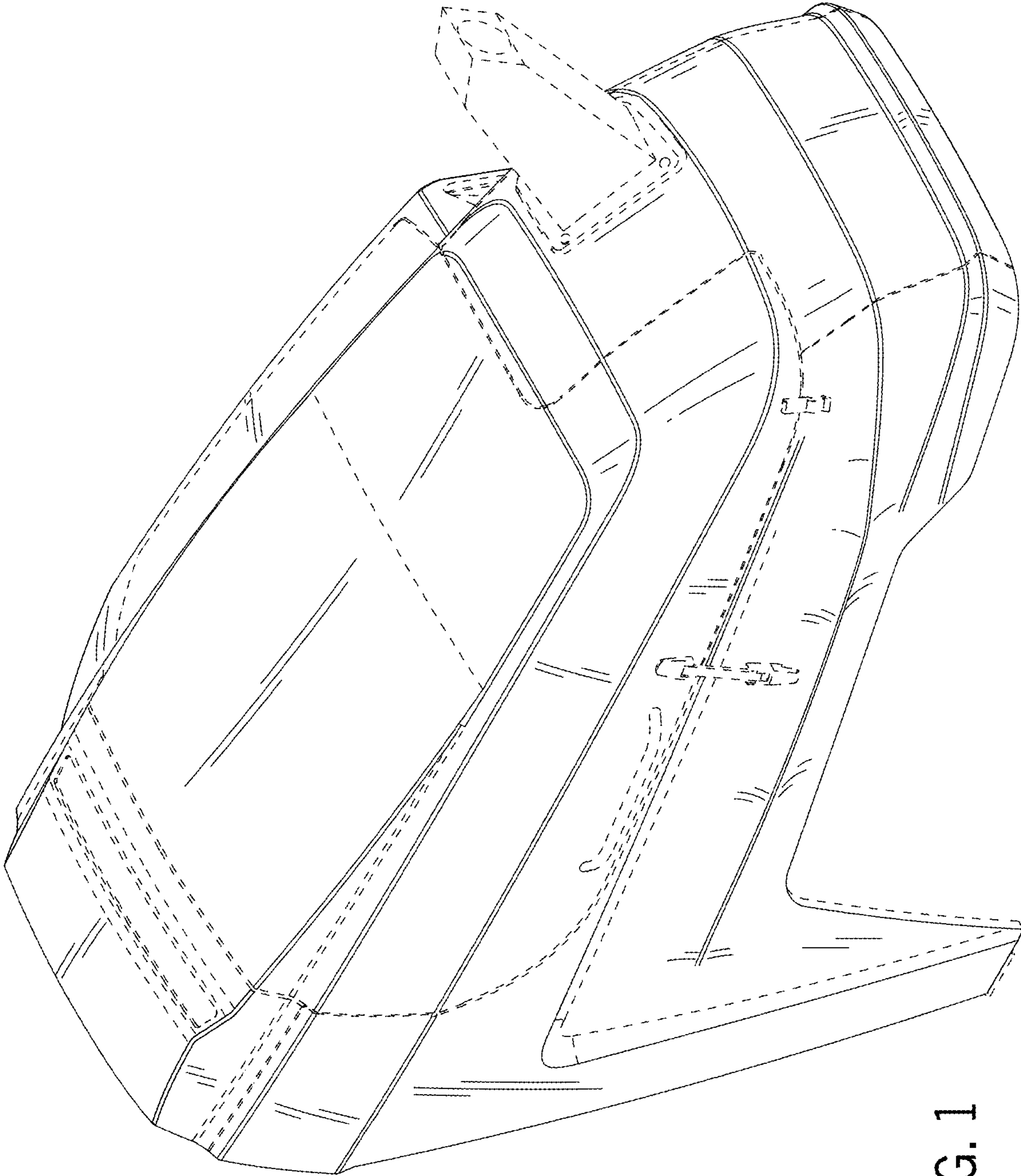


FIG. 1

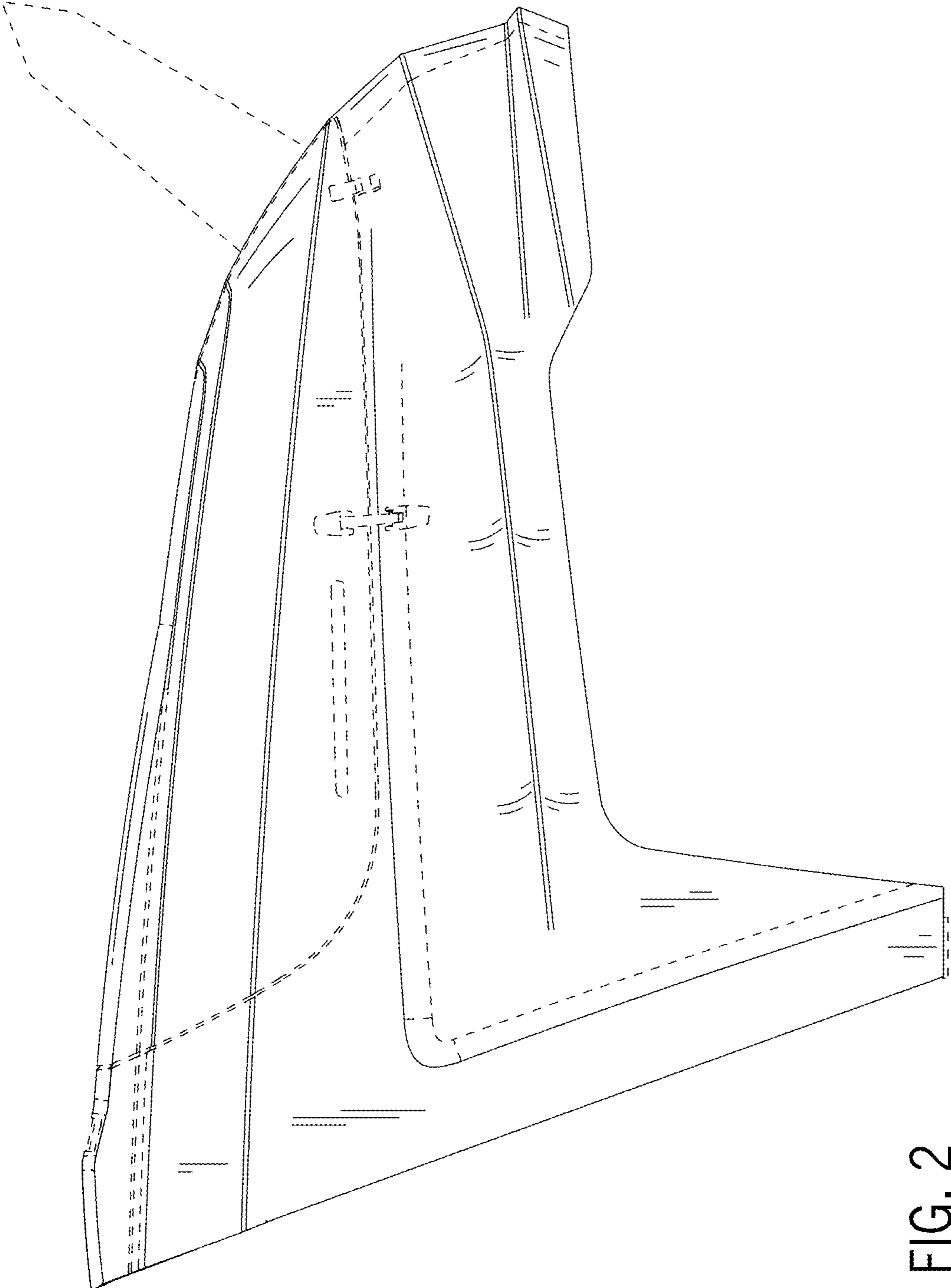


FIG. 2

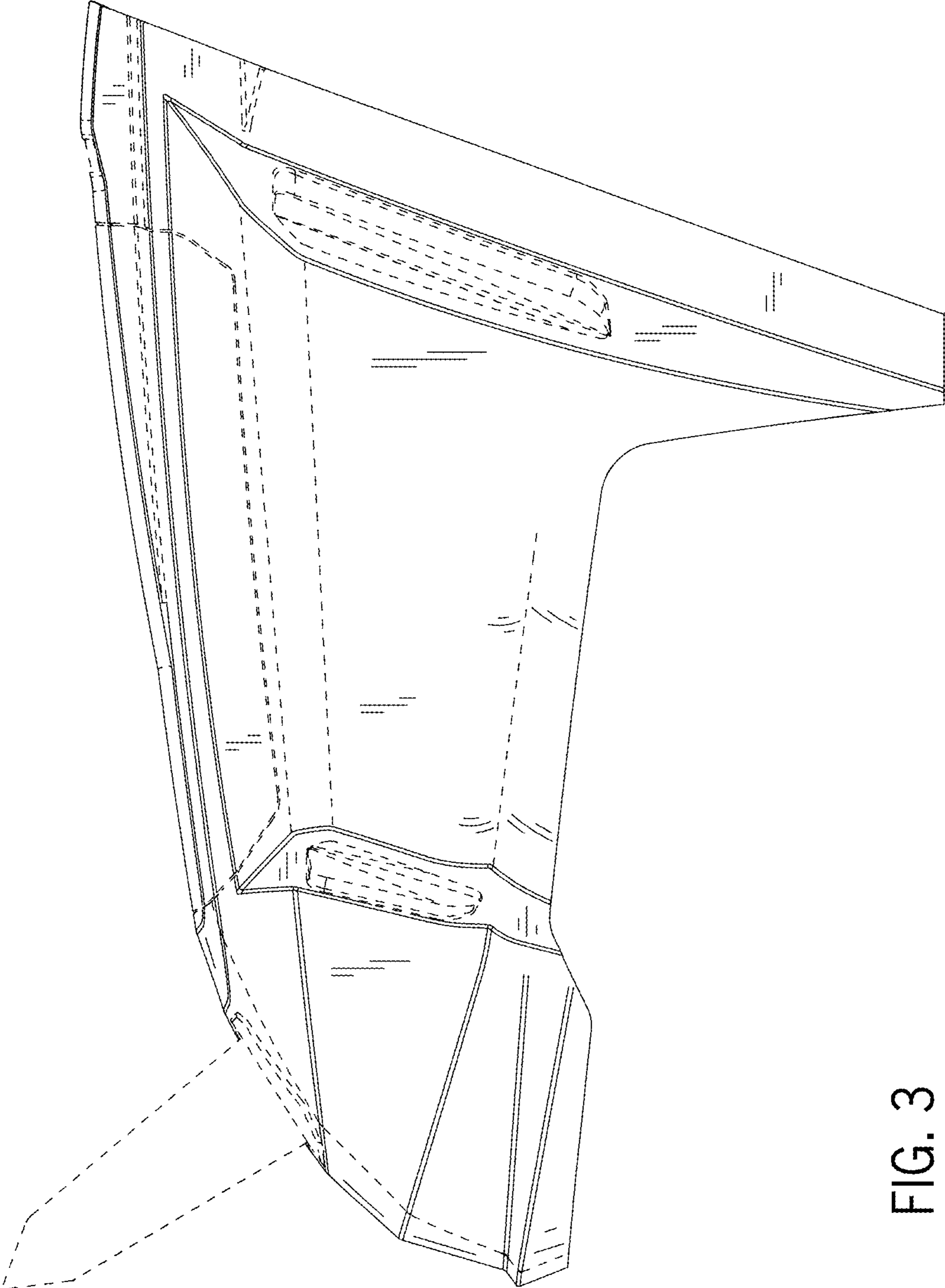


FIG. 3

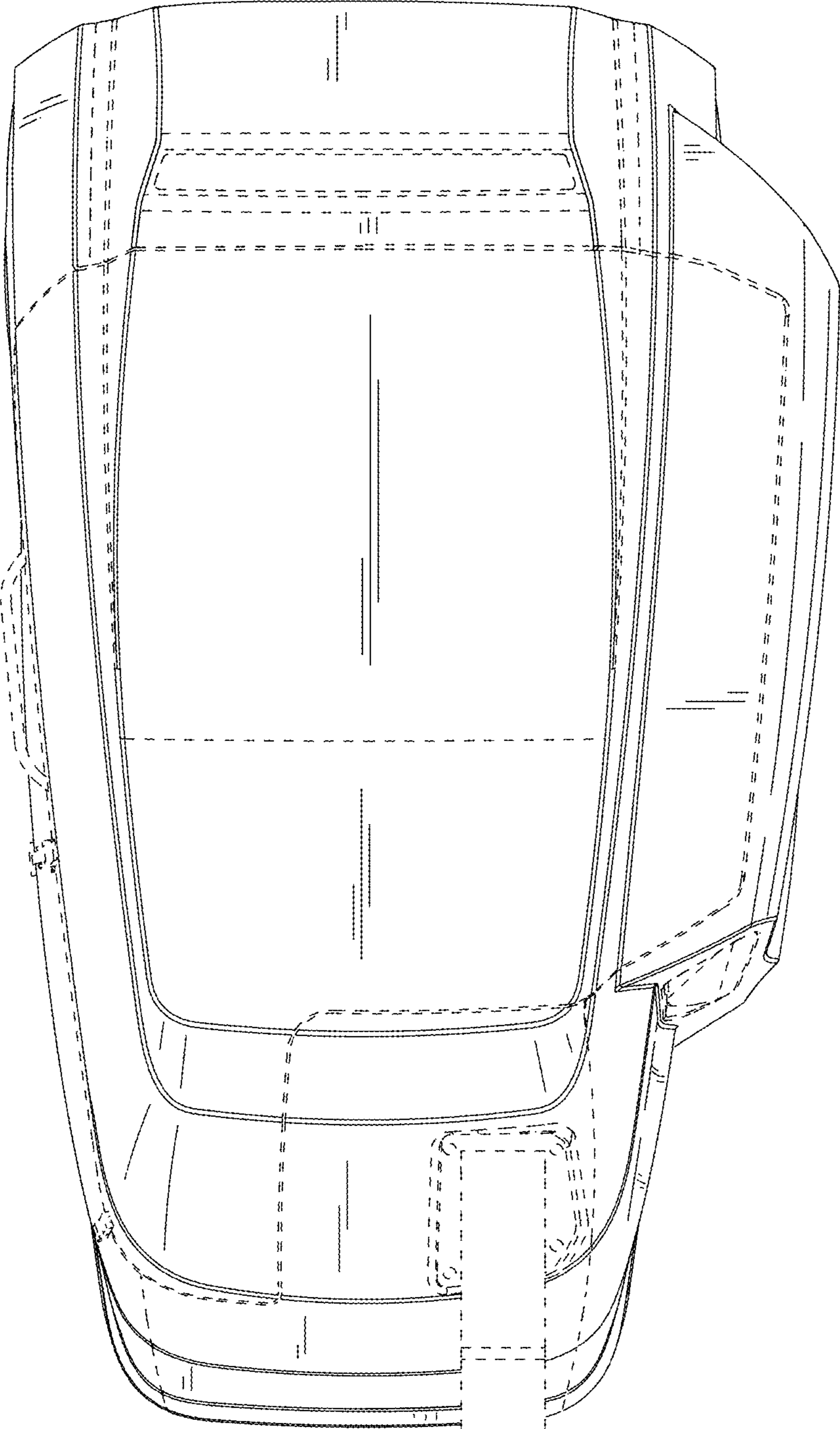


FIG. 4

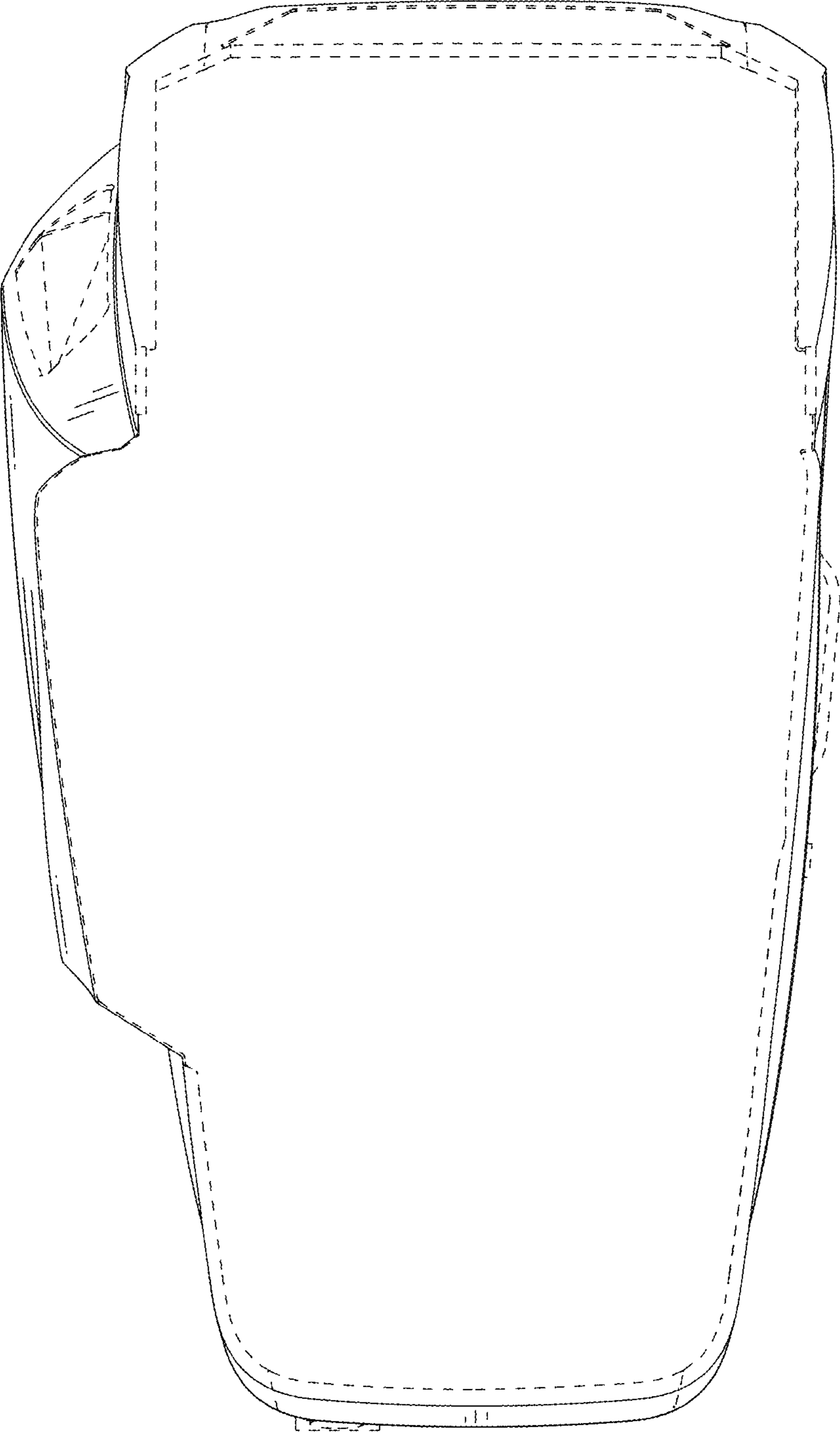


FIG. 5

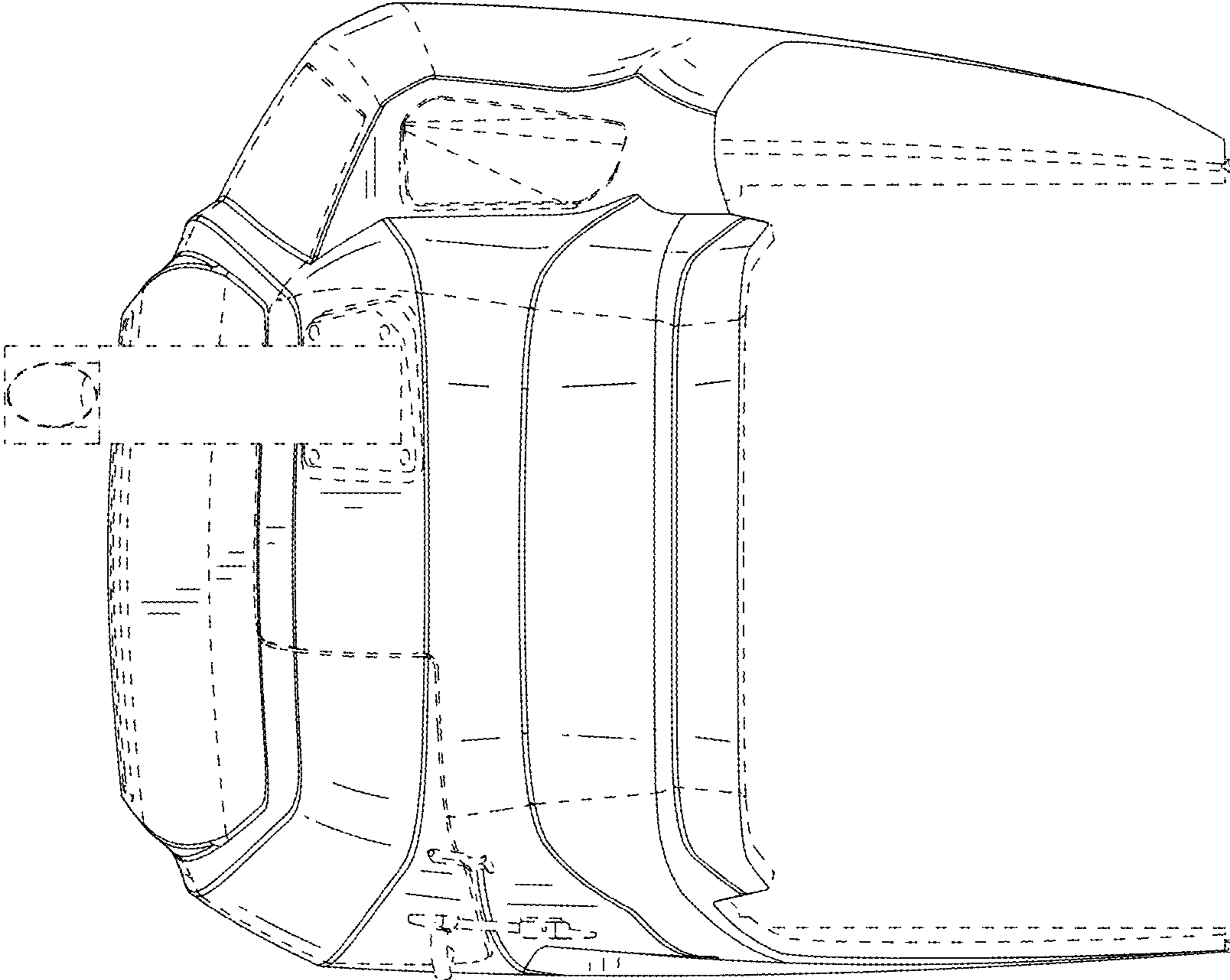


FIG. 6

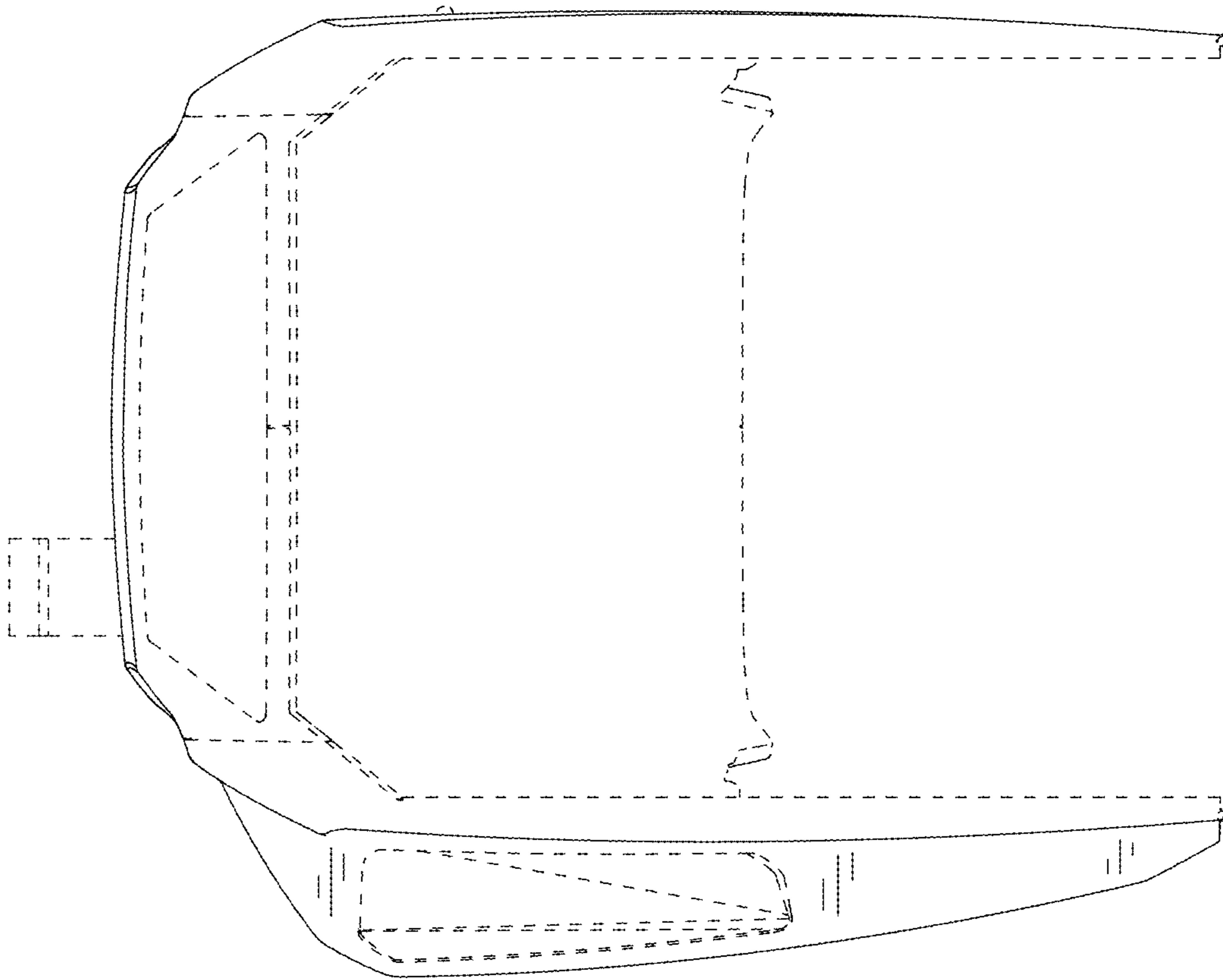


FIG. 7