



US00D989128S

(12) **United States Design Patent** (10) **Patent No.:** **US D989,128 S**
Mills (45) **Date of Patent:** **** Jun. 13, 2023**

(54) **CURB GUARD**
(71) Applicant: **Ironhawk Industrial Distribution, LLC**, Euclid, OH (US)
(72) Inventor: **Ronald Mills**, Anaheim, CA (US)
(73) Assignee: **IronHawk Industrial Distribution LLC**, Euclid, OH (US)
(**) Term: **15 Years**
(21) Appl. No.: **29/740,788**
(22) Filed: **Jul. 7, 2020**
(51) **LOC (14) Cl.** **15-03**
(52) **U.S. Cl.**
USPC **D15/11**
(58) **Field of Classification Search**
USPC D12/114, 120, 217, 181, 213; D15/11, D15/21, 28, 32; D25/102; D5/1-8, 55, D5/61; D8/354, 400, 402, 403, 499
CPC E01H 5/061; E01H 5/066; E01H 5/062; E01H 5/065; E01F 9/588; E01F 15/086; E02F 3/8152; E02F 3/8157; B23K 1/0008; B23K 31/02; B60T 3/00
See application file for complete search history.

(56) **References Cited**
U.S. PATENT DOCUMENTS
D310,953 S * 10/1990 Ilukowicz 428/178
D378,968 S * 4/1997 Martin D6/601
D393,320 S * 4/1998 Sinclair D25/102
D426,000 S * 5/2000 Jonasz D25/102
D459,733 S * 7/2002 Lassonde D15/11
D592,096 S * 5/2009 Chen D11/222
D688,068 S * 8/2013 Ntoukas D6/587
8,920,850 B2 * 12/2014 Davis B65D 37/00
424/618
D757,846 S * 5/2016 Mori D17/99
D812,779 S * 3/2018 Bonk B64F 1/16
D12/217
10,113,282 B2 * 10/2018 Behan E01H 5/061

D839,926 S * 2/2019 Winter D15/28
D839,927 S * 2/2019 Winter D15/28
D839,928 S * 2/2019 Winter D15/28
D862,270 S * 10/2019 Povoli D10/113.3
D874,688 S * 2/2020 Analetto D25/164
D889,515 S * 7/2020 Winter D15/28
D921,702 S * 6/2021 Abramcyk D15/11
D926,230 S * 7/2021 Hawkins D15/11
2004/0060201 A1 * 4/2004 Schultz E01H 5/066
37/231
2009/0307934 A1 * 12/2009 Wendorff E01H 5/06
37/197
2011/0287223 A1 * 11/2011 Victor C25D 5/619
205/640

(Continued)

OTHER PUBLICATIONS

Plow Blade Construction_p. 2 available in fisherplows.com Date First Available [Not Available], site visited on [Aug. 5, 2022 URL: <https://fisherplows.com/products/hc/> (Year: 2022).*
(Continued)

Primary Examiner — Leanne Was-Englehart
(74) *Attorney, Agent, or Firm* — BakerHostetler

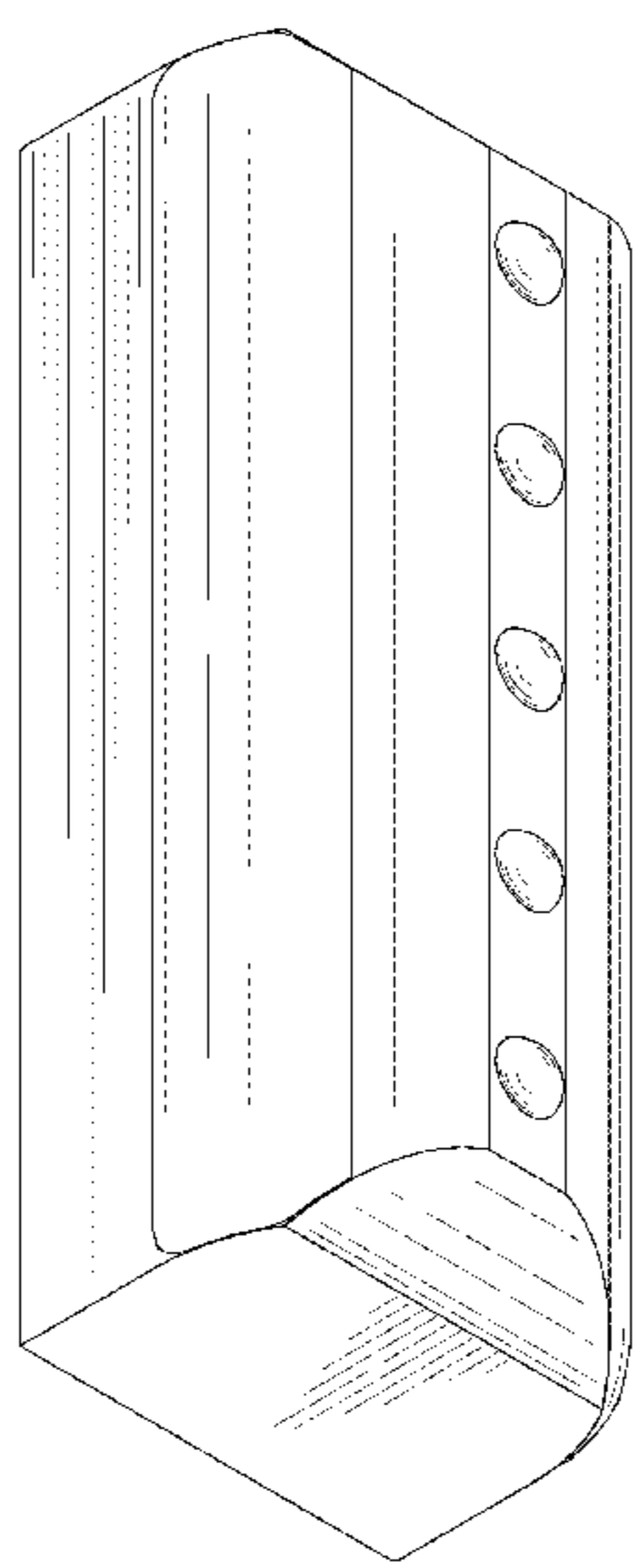
(57) **CLAIM**

The ornamental design for a curb guard, as shown and described.

DESCRIPTION

FIG. 1 is a front view thereof.
FIG. 2 is a rear view thereof.
FIG. 3 is a left view thereof.
FIG. 4 is a top view thereof.
FIG. 5 is a bottom view thereof; and,
FIG. 6 is a bottom perspective view thereof.
The broken lines shown are environmental only and form no part of the claimed design.

1 Claim, 5 Drawing Sheets



(56)

References Cited

U.S. PATENT DOCUMENTS

2012/0040087 A1* 2/2012 Yoon C30B 33/00
427/66
2013/0212915 A1* 8/2013 Abramczyk E01H 5/062
37/270
2014/0259805 A1* 9/2014 Fox E01H 5/062
29/525.02
2017/0211250 A1* 7/2017 Hawkins E01H 5/065
2018/0058026 A1* 3/2018 Williams E01H 5/066

OTHER PUBLICATIONS

UltraTech 0756—2'x2' Urethane Retrofit Ultra-ADA Warning Pad
with Raised Truncated Dome Design [https://www.amazon.com/
UltraTech-Ultra-ADA-Pads-Composite/dp/B00AU7HABU?th=1](https://www.amazon.com/UltraTech-Ultra-ADA-Pads-Composite/dp/B00AU7HABU?th=1) First
Available Dec. 24, 2012 (Year: 2012).*

Ironhawk_Industrial [https://ironhawkindustrial.com/files/131514953.
pdf](https://ironhawkindustrial.com/files/131514953.pdf) Apr. 29, 2019 (Year: 2019).*

BP-Series-Guards [https://ironhawkindustrial.com/wp-content/uploads/
2020/11/BP-Series-Guards.pdf](https://ironhawkindustrial.com/wp-content/uploads/2020/11/BP-Series-Guards.pdf) Nov. 2020 (Year: 2020).*

* cited by examiner

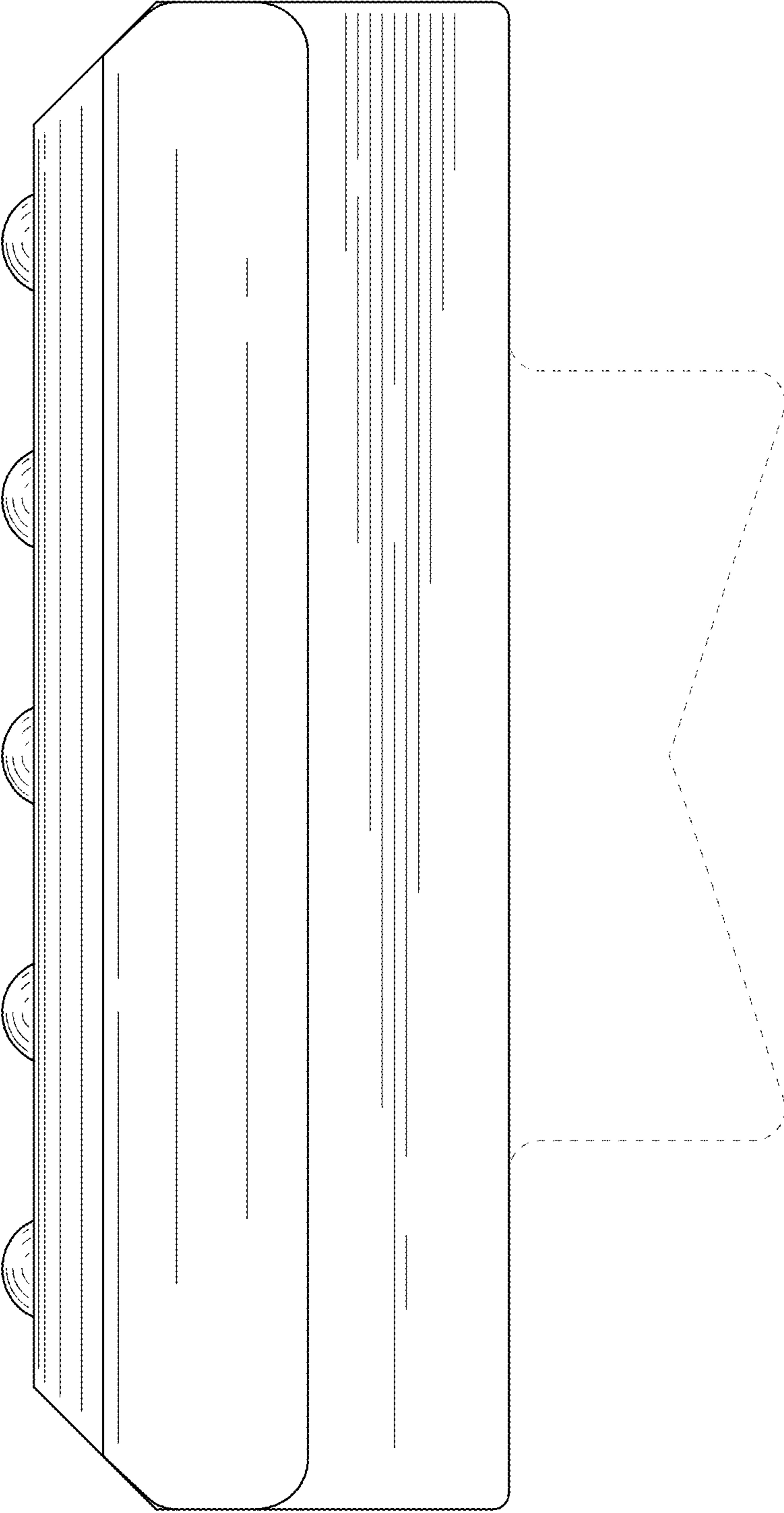


FIG. 1

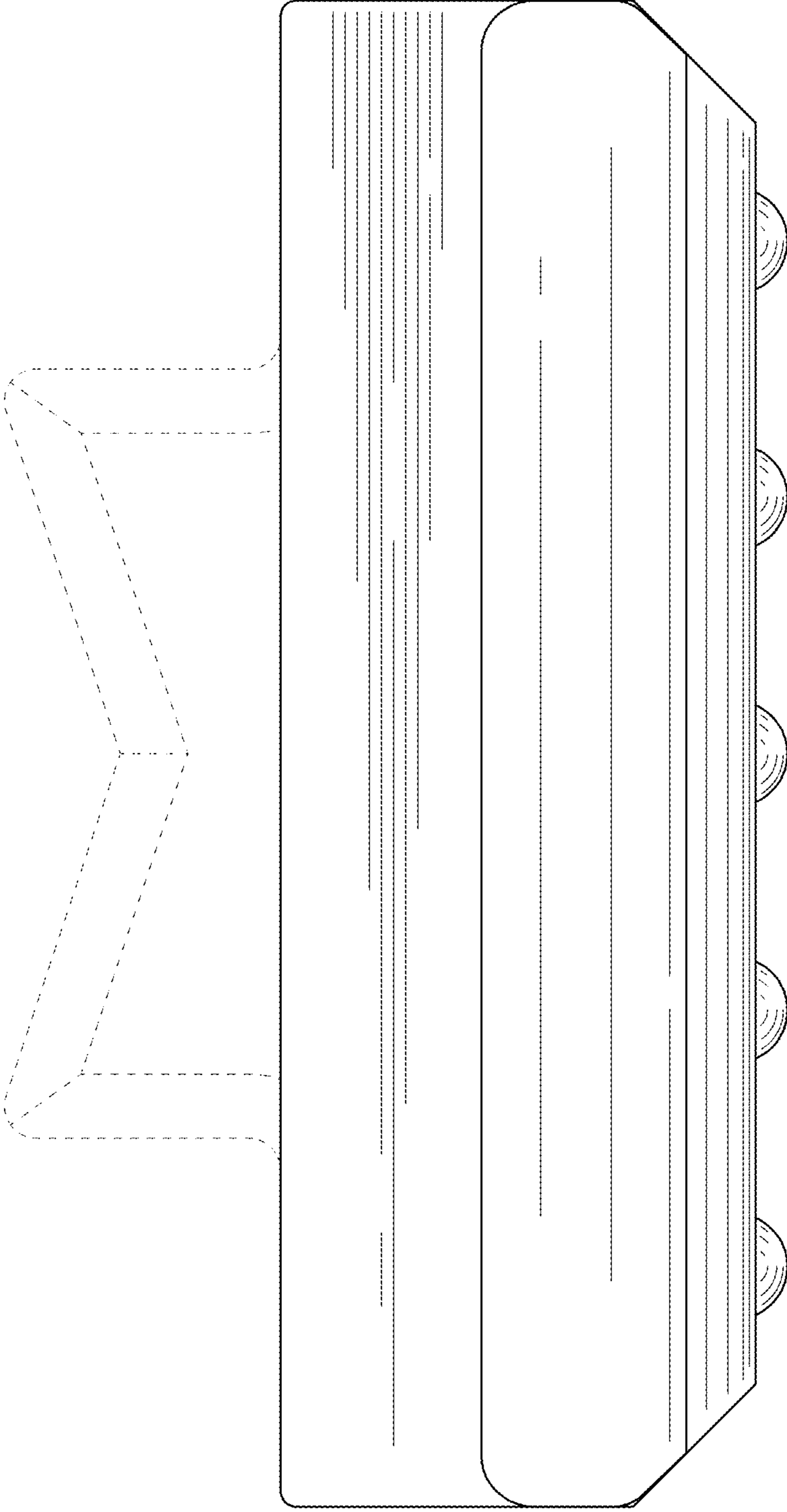


FIG. 2

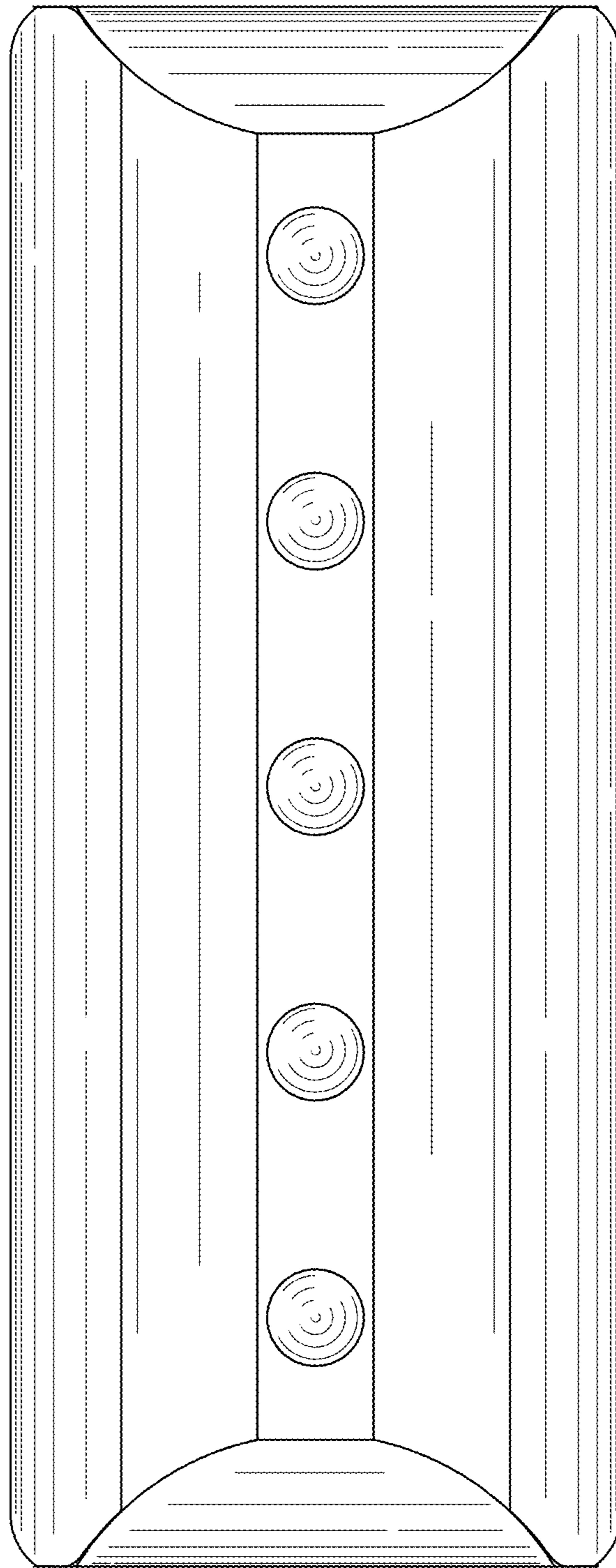


FIG. 3

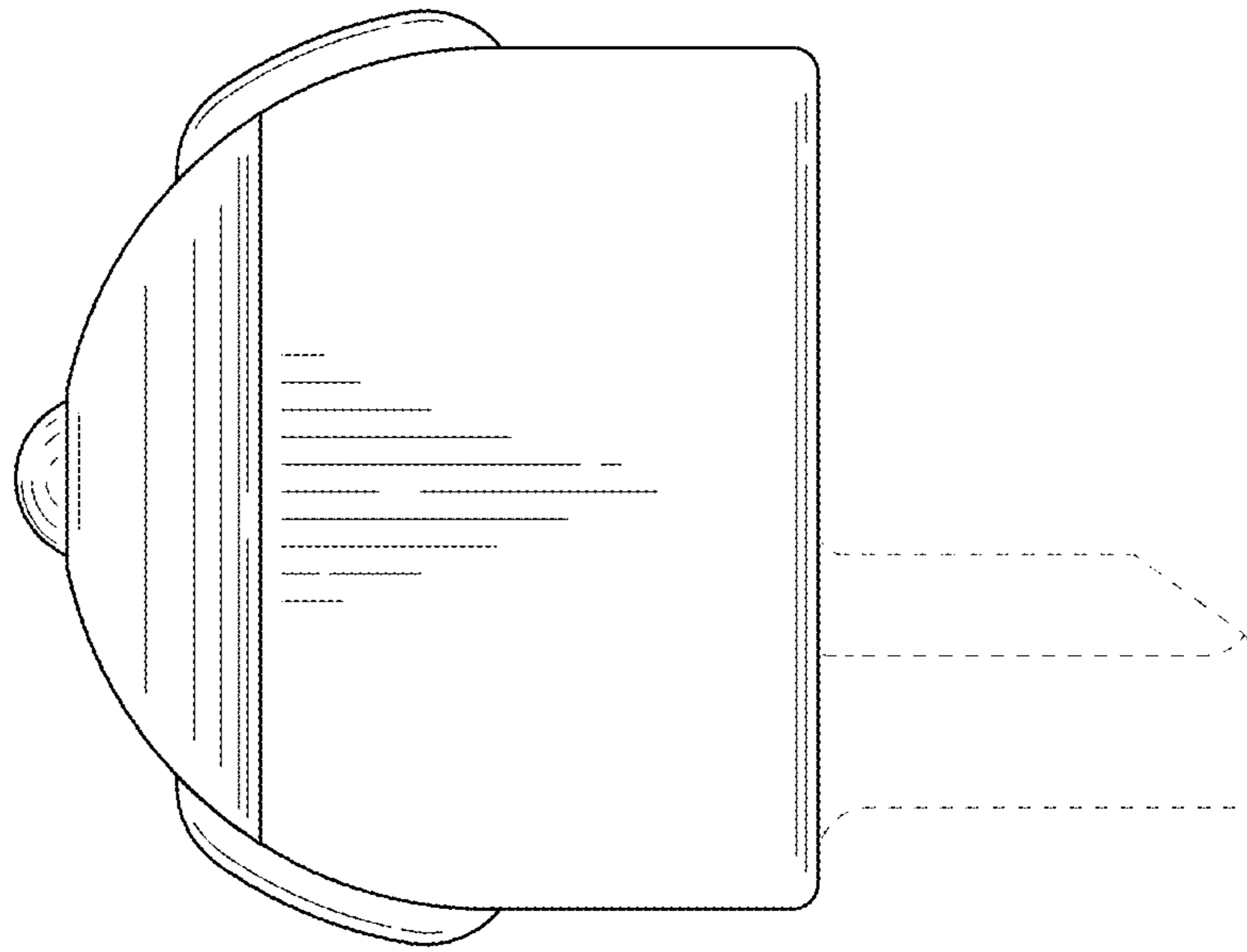


FIG. 4

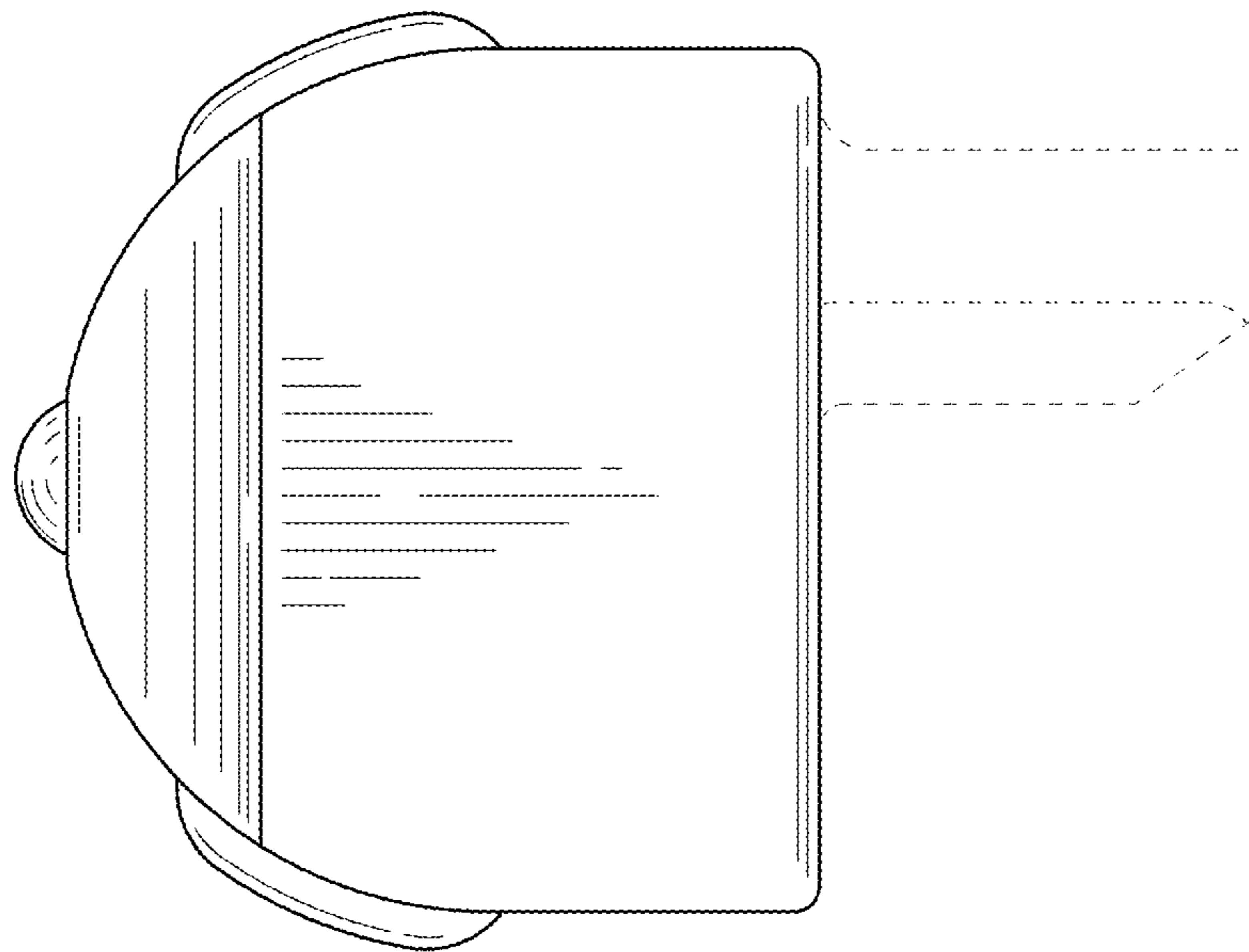


FIG. 5

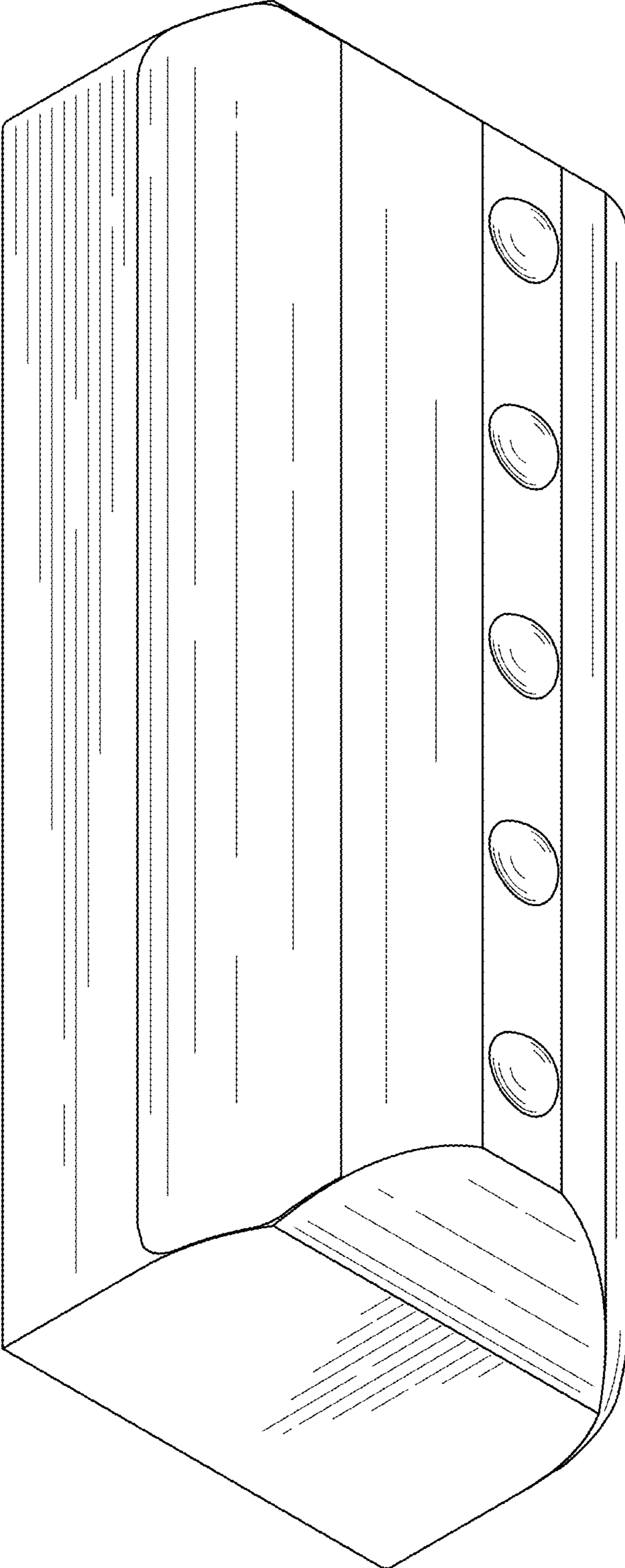


FIG. 6