



US00D989046S

(12) **United States Design Patent**
Kluit et al.

(10) **Patent No.:** **US D989,046 S**
(45) **Date of Patent:** **** Jun. 13, 2023**

(54) **MICROPHONE**

(71) Applicant: **Cisco Technology, Inc.**, San Jose, CA
(US)

(72) Inventors: **Robert Provo Kluit**, Oslo (NO);
Benoit Rouger, Espoo (FI)

(73) Assignee: **Cisco Technology, Inc.**, San Jose, CA
(US)

(**) Term: **15 Years**

(21) Appl. No.: **29/777,830**

(22) Filed: **Apr. 8, 2021**

(51) **LOC (14) Cl.** **14-01**

(52) **U.S. Cl.**
USPC **D14/225**; D14/228

(58) **Field of Classification Search**
USPC D14/225, 227, 228, 229, 216, 149, 140,
D14/150, 240, 242, 137, 203.1, 496, 212;
D13/168; 381/92, 71.1, 160
CPC . H04R 25/00; H04R 3/00; H04R 1/02; H04R
1/28; H04M 1/20; G09G 5/00
See application file for complete search history.

(56) **References Cited**

U.S. PATENT DOCUMENTS

- D323,327 S * 1/1992 Davidson D14/219
- 5,172,101 A * 12/1992 Bates G06F 3/0338
345/157
- 5,243,430 A * 9/1993 Emmons H04B 1/202
455/151.1
- D346,598 S * 5/1994 McCay D14/137
- 5,319,164 A * 6/1994 Shen H04R 1/025
D14/215
- D391,943 S * 3/1998 Han D14/356
- 5,802,197 A * 9/1998 Fulcher H04R 1/021
381/386
- 6,016,347 A * 1/2000 Magnasco H04R 1/1041
379/430

- D421,507 S * 3/2000 Borders D26/65
- D433,994 S * 11/2000 Jobs D13/110
- D482,672 S * 11/2003 Takagi D14/509
- D493,246 S * 7/2004 Benensohn D26/89
- D494,633 S * 8/2004 Nussberger D21/324
- D512,417 S * 12/2005 Hirakawa D14/223
- D518,030 S * 3/2006 Lin D14/218
- D520,448 S * 5/2006 Lodato D13/110
- D556,938 S * 12/2007 Russello D26/89
- D561,732 S * 2/2008 Motoishi D14/509
- D568,304 S * 5/2008 Park D14/240
- D598,003 S * 8/2009 Park D14/149
- 7,593,539 B2 * 9/2009 Oxford H04R 1/403
381/361

(Continued)

FOREIGN PATENT DOCUMENTS

- CN 304380356 * 12/2017
- CN 305560115 * 1/2020

(Continued)

Primary Examiner — Paula Allen Greene

(74) *Attorney, Agent, or Firm* — Lee & Hayes, P.C.

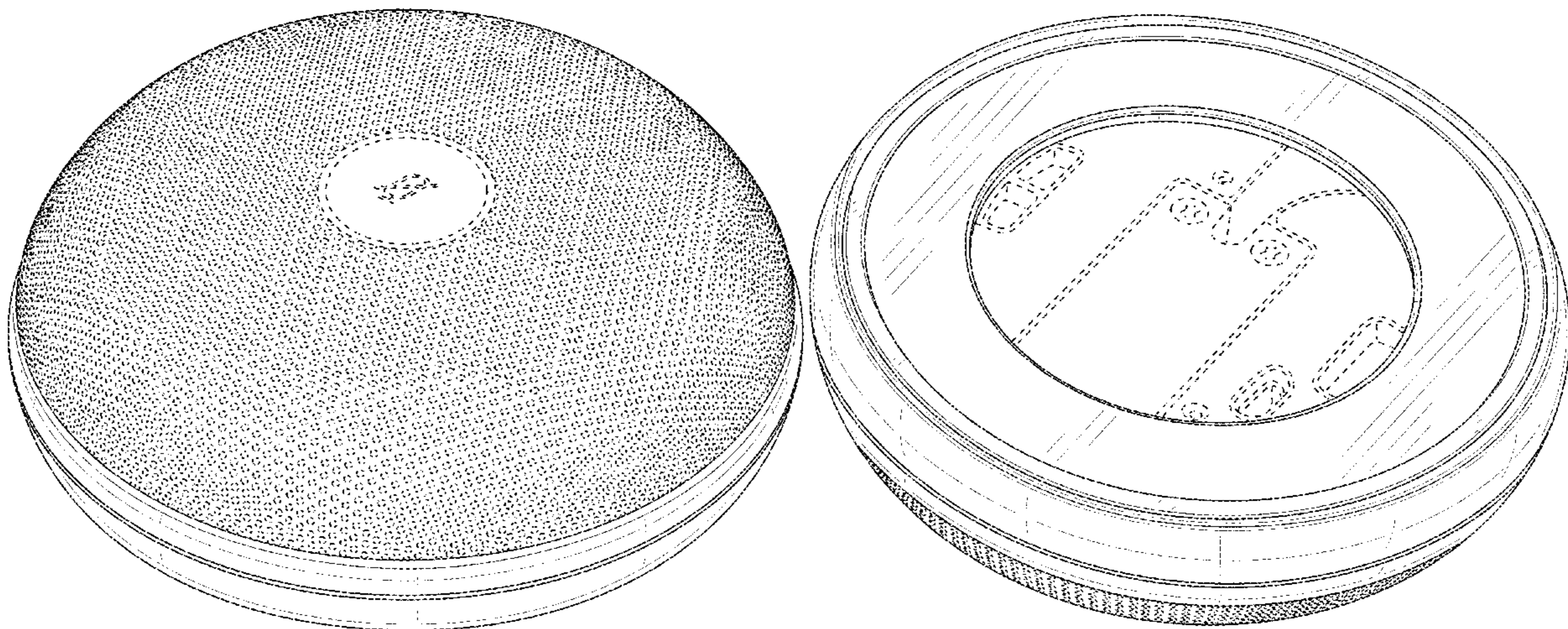
(57) **CLAIM**

The ornamental design for a microphone, as shown and described.

DESCRIPTION

FIG. 1 is a top, front perspective view of a microphone; FIG. 2 is a bottom, front perspective view thereof; FIG. 3 is a top view thereof; FIG. 4 is a bottom view thereof; FIG. 5 is a left-side view thereof; FIG. 6 is a right-side view thereof; FIG. 7 is a back view thereof; and, FIG. 8 is a front view thereof. The dashed broken lines depict portions of the microphone that form no part of the claimed design.

1 Claim, 8 Drawing Sheets



(56)

References Cited

U.S. PATENT DOCUMENTS

D602,911 S * 10/2009 Wang D14/216
 D633,231 S * 2/2011 Morrison D26/24
 D636,760 S * 4/2011 Cheng D14/216
 D640,199 S * 6/2011 Wilson D13/139.7
 8,003,878 B2 * 8/2011 Gaynier G10H 3/22
 84/723
 D656,130 S * 3/2012 Bailey D14/227
 D658,640 S * 5/2012 Ivaskevicius D14/242
 D682,805 S * 5/2013 Rath D14/149
 D695,258 S * 12/2013 Hauser D14/155
 D704,177 S * 5/2014 Chun D14/240
 D705,355 S * 5/2014 Webster D19/86
 D711,345 S * 8/2014 Liu D14/140
 D718,234 S * 11/2014 Rautiainen D13/108
 D725,088 S * 3/2015 Kwak D14/240
 D728,507 S * 5/2015 Brandis D14/149
 D743,383 S * 11/2015 Hinokio D14/228
 D752,014 S * 3/2016 Bolmstrand D14/204
 D756,956 S * 5/2016 Van Den Nieuwenhuizen
 D14/204
 D756,957 S * 5/2016 Nylen D14/204
 D798,490 S * 9/2017 Haines D26/104
 9,793,869 B1 * 10/2017 Snyder H04M 1/02
 D809,951 S * 2/2018 Yang D10/104.1
 D810,698 S * 2/2018 Hahn D13/156
 D814,436 S * 4/2018 Wen D14/150
 D819,592 S * 6/2018 Folkmann D14/149
 D820,238 S * 6/2018 Boshernitzan D14/218
 D825,529 S * 8/2018 Huang D14/216
 D829,690 S * 10/2018 Chen D14/216
 D834,567 S * 11/2018 Snyder D14/228
 D848,405 S * 5/2019 Bould D14/240
 10,284,937 B2 * 5/2019 Nakatsukasa H04R 1/326
 D856,961 S * 8/2019 Suzuki D14/149
 D859,350 S * 9/2019 Pedersen D14/149
 D859,363 S * 9/2019 Chalabi D14/216
 D862,417 S * 10/2019 Chalabi D14/216
 D863,247 S * 10/2019 Suzuki D14/149
 D865,768 S * 11/2019 Du D14/433
 D866,518 S * 11/2019 Ding D14/216

D867,334 S * 11/2019 She D14/216
 D867,344 S * 11/2019 Afshar Bakooshli D14/218
 D876,400 S * 2/2020 Russo D14/228
 D886,759 S * 6/2020 Bailey D14/149
 D886,801 S * 6/2020 Feng D14/216
 D888,687 S * 6/2020 Xu D14/216
 D890,733 S * 7/2020 Østensen D14/228
 D900,812 S * 11/2020 Friedman D24/188
 D900,821 S * 11/2020 Johnston D14/218
 D901,431 S * 11/2020 Paterson D14/203.1
 D901,472 S * 11/2020 Kim D14/341
 D913,995 S * 3/2021 Zhu D14/223
 D918,861 S * 5/2021 Chen D14/206
 D920,276 S * 5/2021 Law D14/149
 D920,944 S * 6/2021 Paterson D14/203.1
 D950,514 S * 5/2022 Vozzi D14/204
 D950,515 S * 5/2022 Vozzi D14/204
 D967,053 S * 10/2022 Vozzi D14/204
 D968,374 S * 11/2022 Zhou D14/225
 D975,054 S * 1/2023 Feng D14/216
 2003/0053620 A1 * 3/2003 Chen H04M 1/15
 379/447
 2013/0028457 A1 * 1/2013 Yeh H04R 1/10
 381/334
 2013/0034259 A1 * 2/2013 Xiong H04R 1/1033
 29/428
 2015/0334480 A1 * 11/2015 Yang H04R 9/06
 381/394
 2016/0050489 A1 * 2/2016 Lashkari H04R 3/02
 381/66
 2018/0176670 A1 * 6/2018 Nakatsukasa H04R 1/023
 2019/0076649 A1 * 3/2019 Lee A61N 1/086

FOREIGN PATENT DOCUMENTS

CN 305988939 * 8/2020
 CN 306078593 * 9/2020
 CN 306587437 * 6/2021
 CN 306596101 * 6/2021
 CN 306603624 * 6/2021
 CN 307202911 * 3/2022
 EM 008371363-0001 * 12/2020

* cited by examiner




FIG. 1

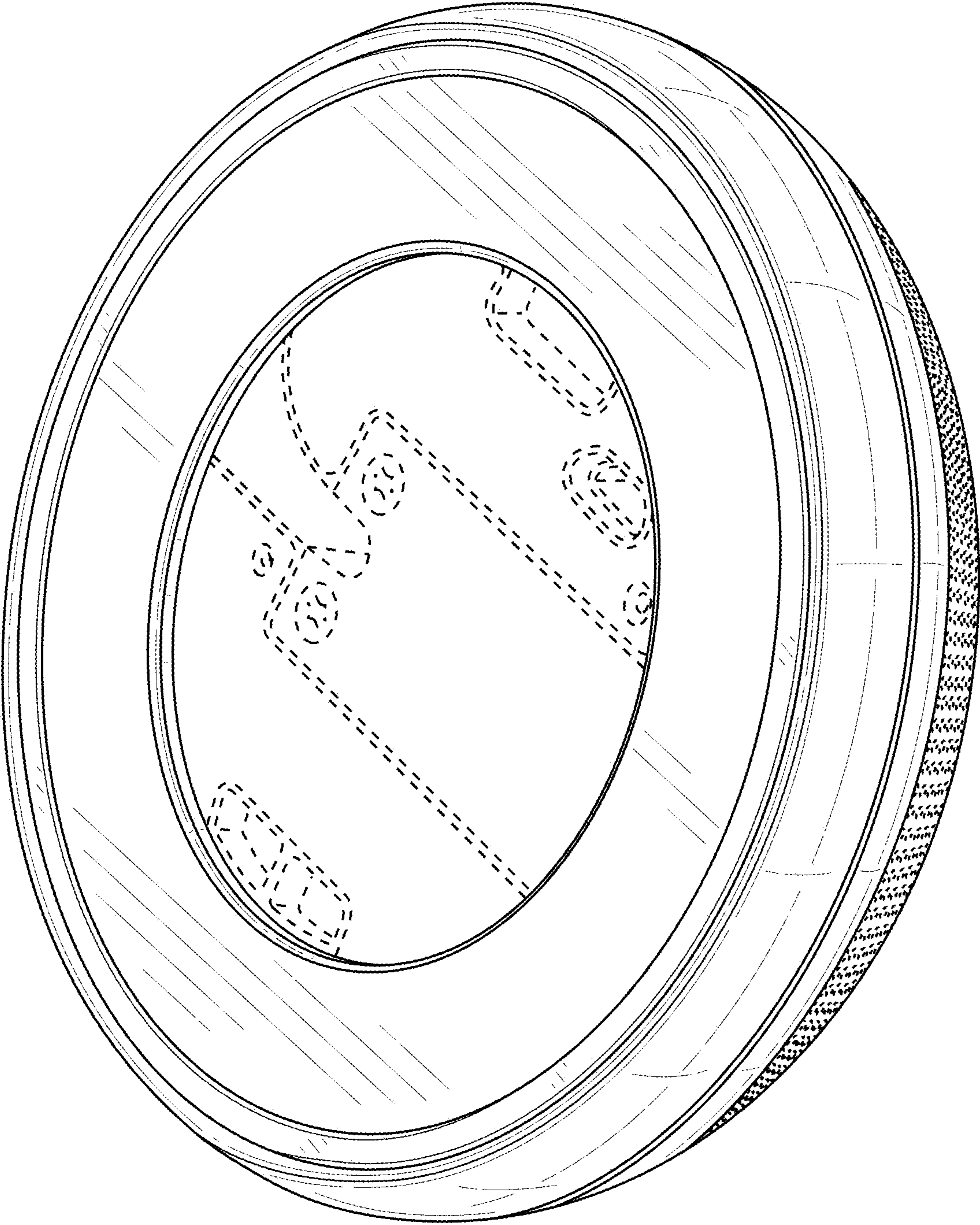


FIG. 2

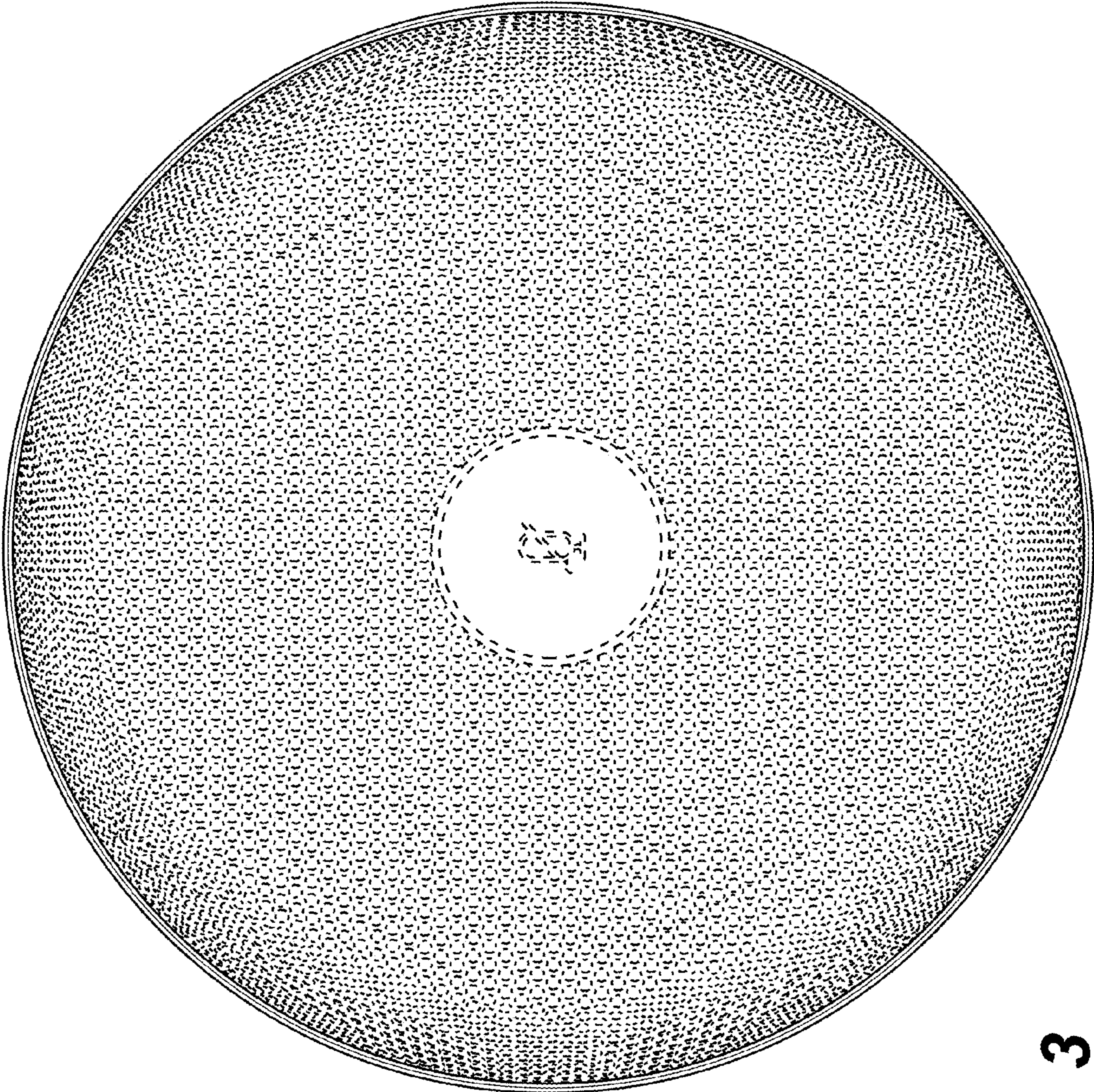


FIG. 3

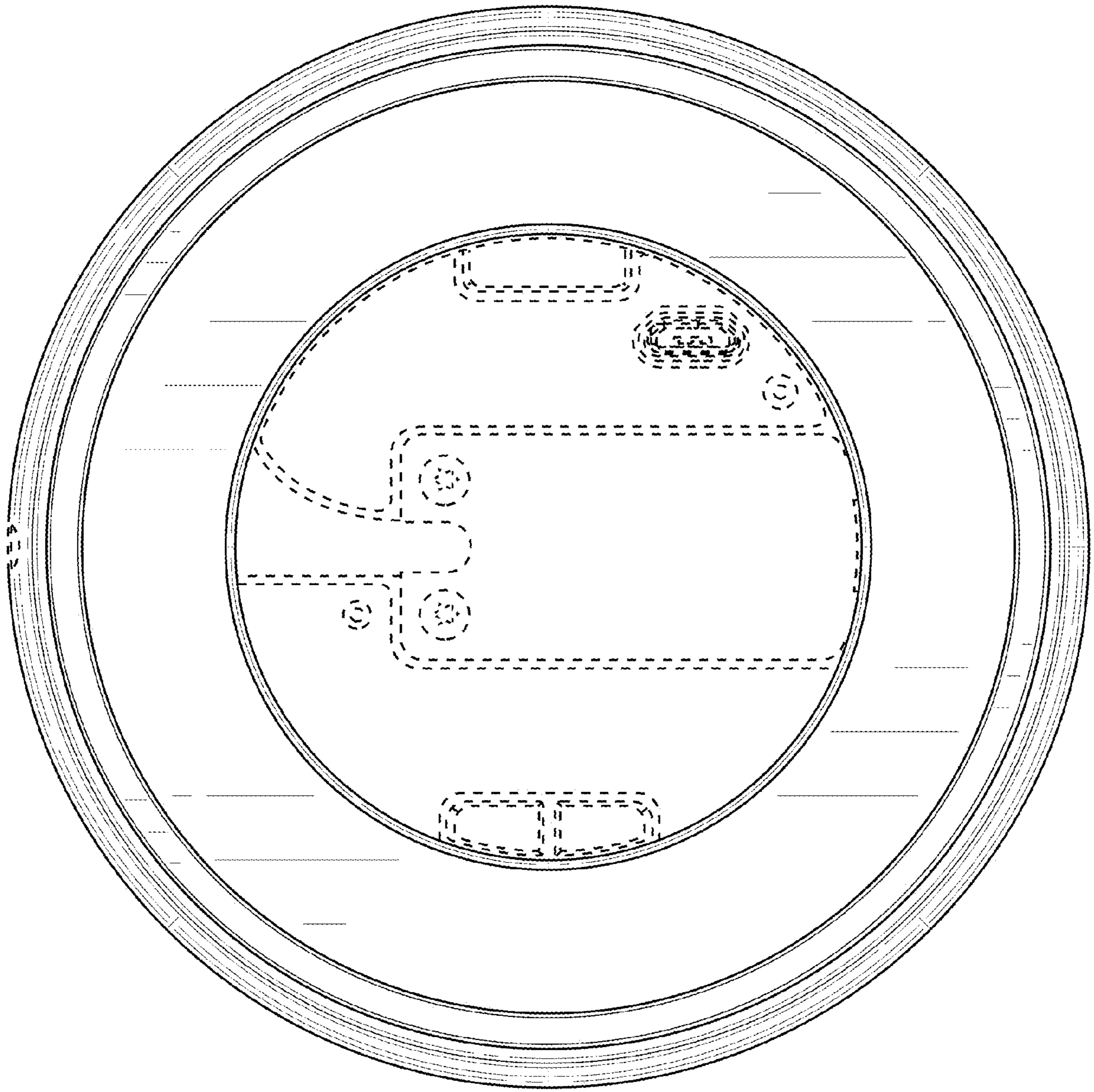


FIG. 4

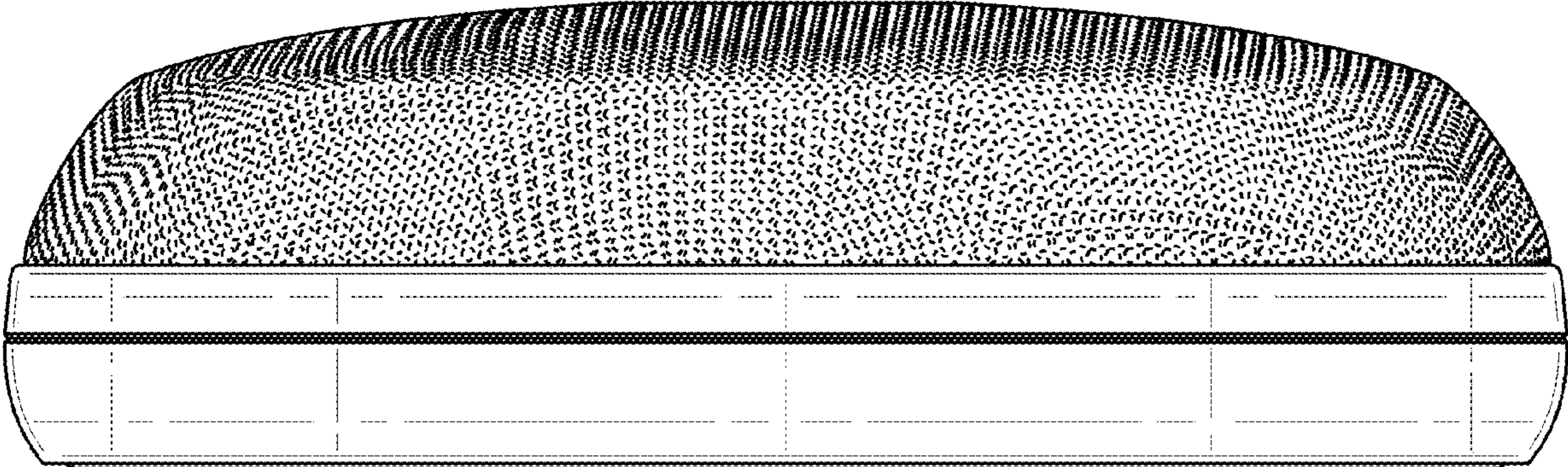


FIG. 5

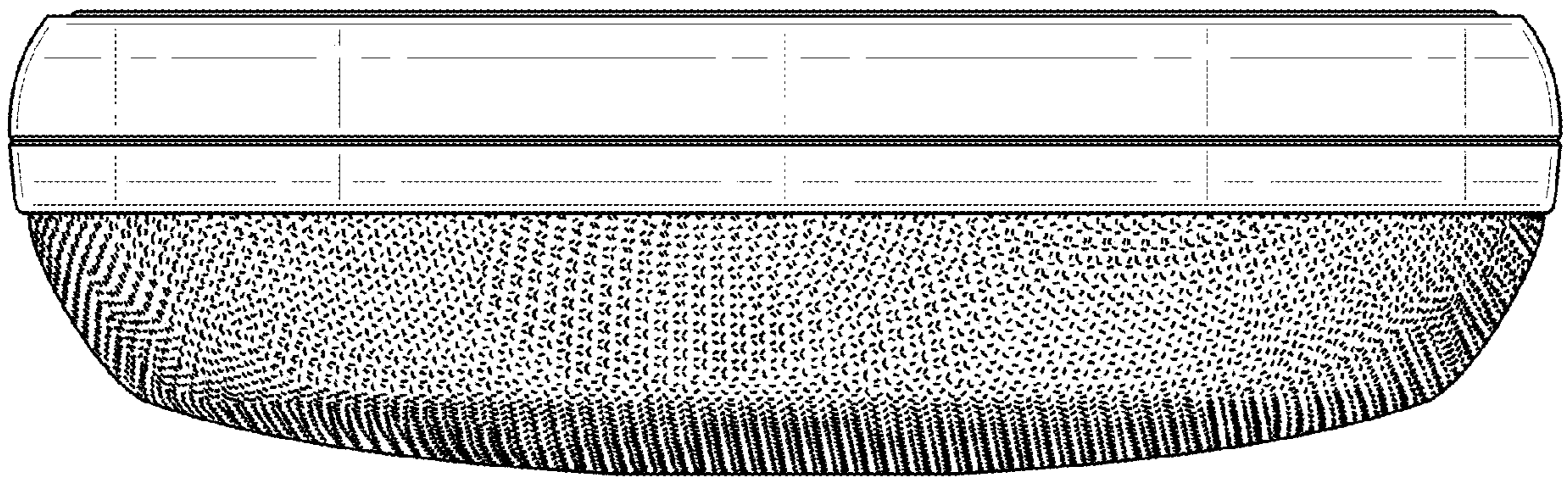


FIG. 6

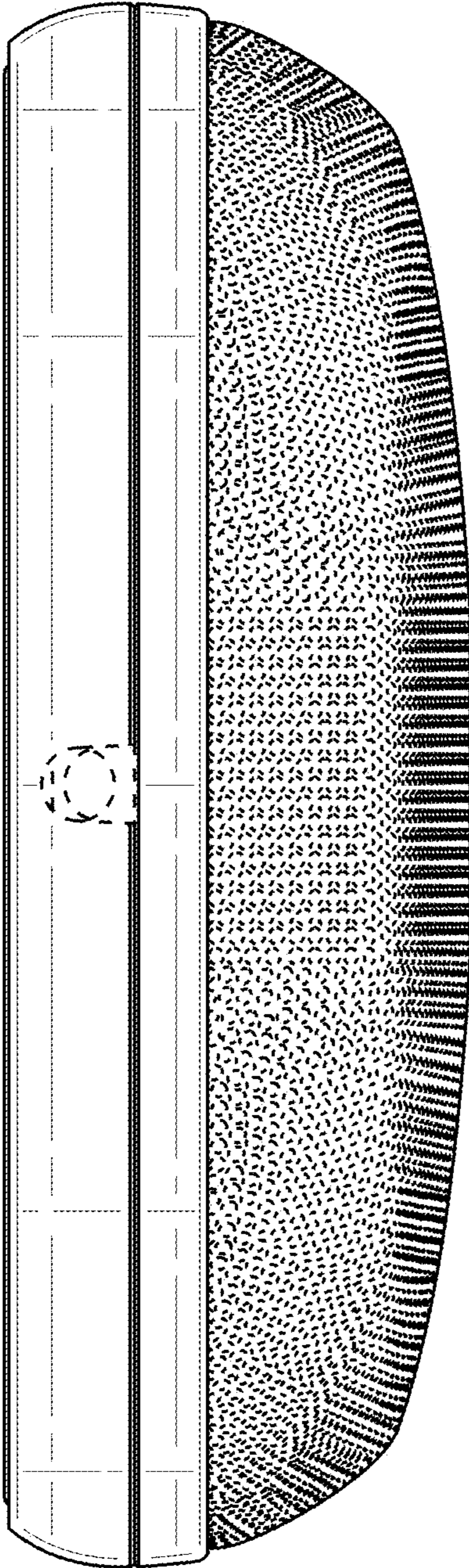


FIG. 7




FIG. 8