



US00D989038S

(12) **United States Design Patent** (10) **Patent No.:** **US D989,038 S**
Lee et al. (45) **Date of Patent:** **** Jun. 13, 2023**

(54) **INDOOR WALL FOR THE BUILT-IN HOME APPLIANCES**

(71) Applicant: **LG ELECTRONICS INC.**, Seoul (KR)

(72) Inventors: **Bumsang Lee**, Seoul (KR); **Hyunju Ahn**, Seoul (KR); **Sesook Oh**, Seoul (KR)

(73) Assignee: **LG ELECTRONICS INC.**, Seoul (KR)

(**) Term: **15 Years**

(21) Appl. No.: **29/736,351**

(22) Filed: **May 29, 2020**

(30) **Foreign Application Priority Data**

Dec. 3, 2019 (KR) 30-2019-0058316

(51) **LOC (14) Cl.** **14-01**

(52) **U.S. Cl.**
USPC **D14/217**

(58) **Field of Classification Search**
USPC D6/561, 573, 663, 671, 703, 703.2;
D7/512; D14/217; D15/89
CPC A47B 43/00; A47B 46/00; A47B 51/00;
A47B 81/00; A47B 81/067; A47B 97/00;
A47B 2220/0013; A47F 3/00; A47G
25/1464; B62H 3/12; B62H 3/028; B62H
3/06; G05B 15/02; G05B 2219/2642
See application file for complete search history.

(56) **References Cited**

U.S. PATENT DOCUMENTS

D255,190 S * 6/1980 Zapf D6/671
D419,811 S * 2/2000 Schoeman D6/561
D580,195 S * 11/2008 Daino D6/703
D602,723 S * 10/2009 Daino D6/703

D613,973 S * 4/2010 Holcomb D6/703
D761,335 S * 7/2016 McConnell D15/89
D856,053 S * 8/2019 Reyes D6/703
D861,141 S * 9/2019 Locher D23/272
D900,062 S * 10/2020 Park D14/217
D900,063 S * 10/2020 Park D14/217
D906,291 S * 12/2020 Park D14/217
D938,391 S * 12/2021 Park D14/217
D938,392 S * 12/2021 Park D14/217
D938,394 S * 12/2021 Park D14/217
D938,395 S * 12/2021 Park D14/217
D938,396 S * 12/2021 Kim D14/217
D939,473 S * 12/2021 Kim D14/217

(Continued)

FOREIGN PATENT DOCUMENTS

JP D1726163 * 9/2022

Primary Examiner — Joseph Kukella
Assistant Examiner — Darryl J Dardenne

(74) *Attorney, Agent, or Firm* — Birch, Stewart, Kolasch & Birch, LLP

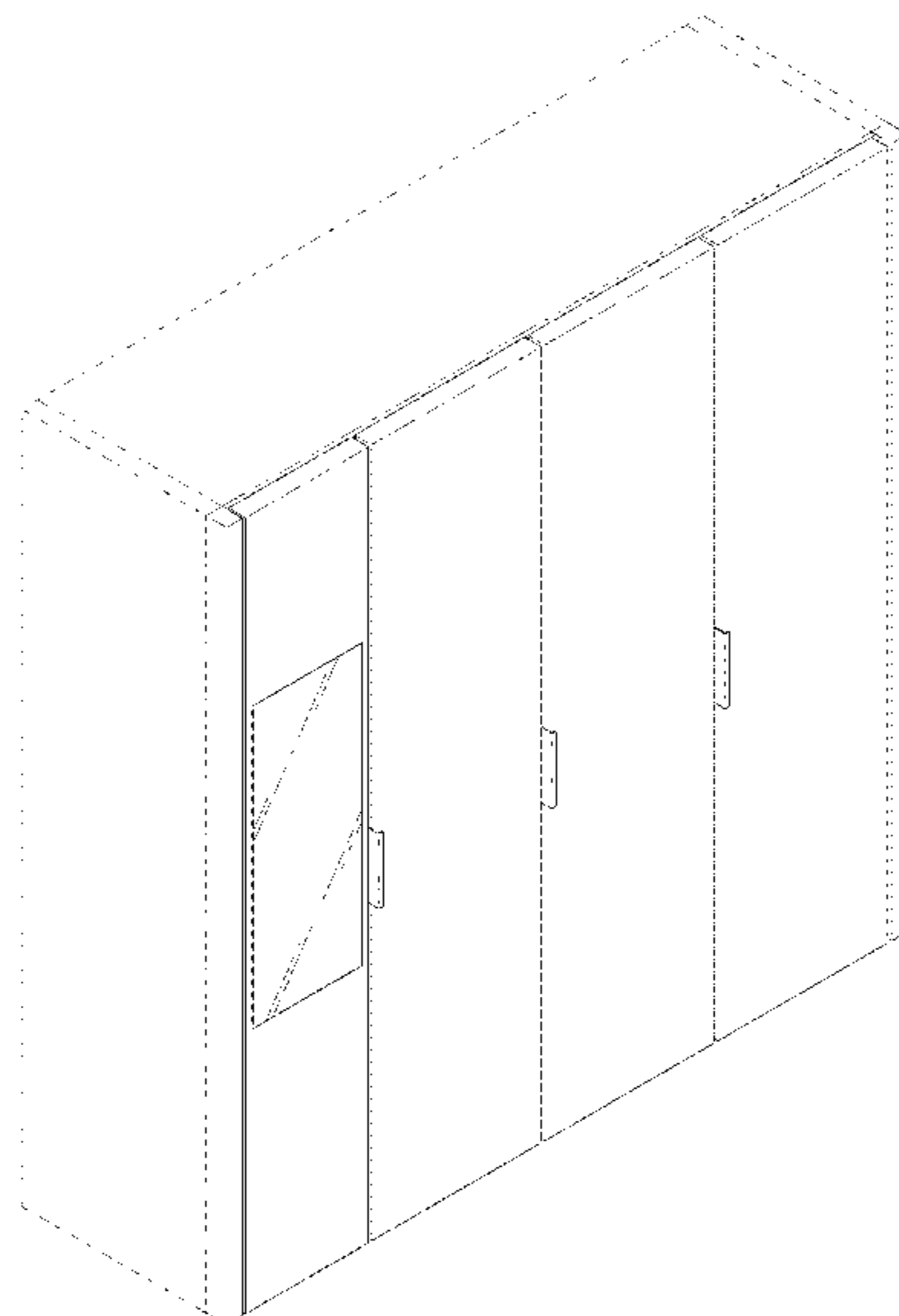
(57) **CLAIM**

The ornamental design for an indoor wall for the built-in home appliances, as shown and described.

DESCRIPTION

FIG. 1 is a front perspective view of the indoor wall for the built-in home appliances showing our new design;
FIG. 2 is a front view thereof;
FIG. 3 is a rear view thereof;
FIG. 4 is a left side view thereof;
FIG. 5 is a right side view thereof; and,
FIG. 6 is a top plan view thereof where the bottom plan view is a mirror image.
The broken lines depict portions of the indoor wall for the built-in home appliances that form no part of the claimed design. The dash-dot broken lines define the boundary of the claimed design and form no part thereof.

1 Claim, 6 Drawing Sheets



(56)

References Cited

U.S. PATENT DOCUMENTS

D939,474	S	*	12/2021	Kim	D14/217
D940,104	S	*	1/2022	Kim	D14/217
D940,105	S	*	1/2022	Kim	D14/217
D941,266	S	*	1/2022	Kim	D14/217
D941,267	S	*	1/2022	Kim	D14/217
D941,268	S	*	1/2022	Kim	D14/217
D942,782	S	*	2/2022	Li	D6/671.1
D963,710	S	*	9/2022	Lee	D15/89
D963,890	S	*	9/2022	Park	D14/217
D966,233	S	*	10/2022	Lee	D14/217
D971,650	S	*	12/2022	Wang	D6/671.1
D974,084	S	*	1/2023	Li	D6/663
2020/0000223	A1	*	1/2020	O'Day	E06B 3/367

* cited by examiner

FIG. 1

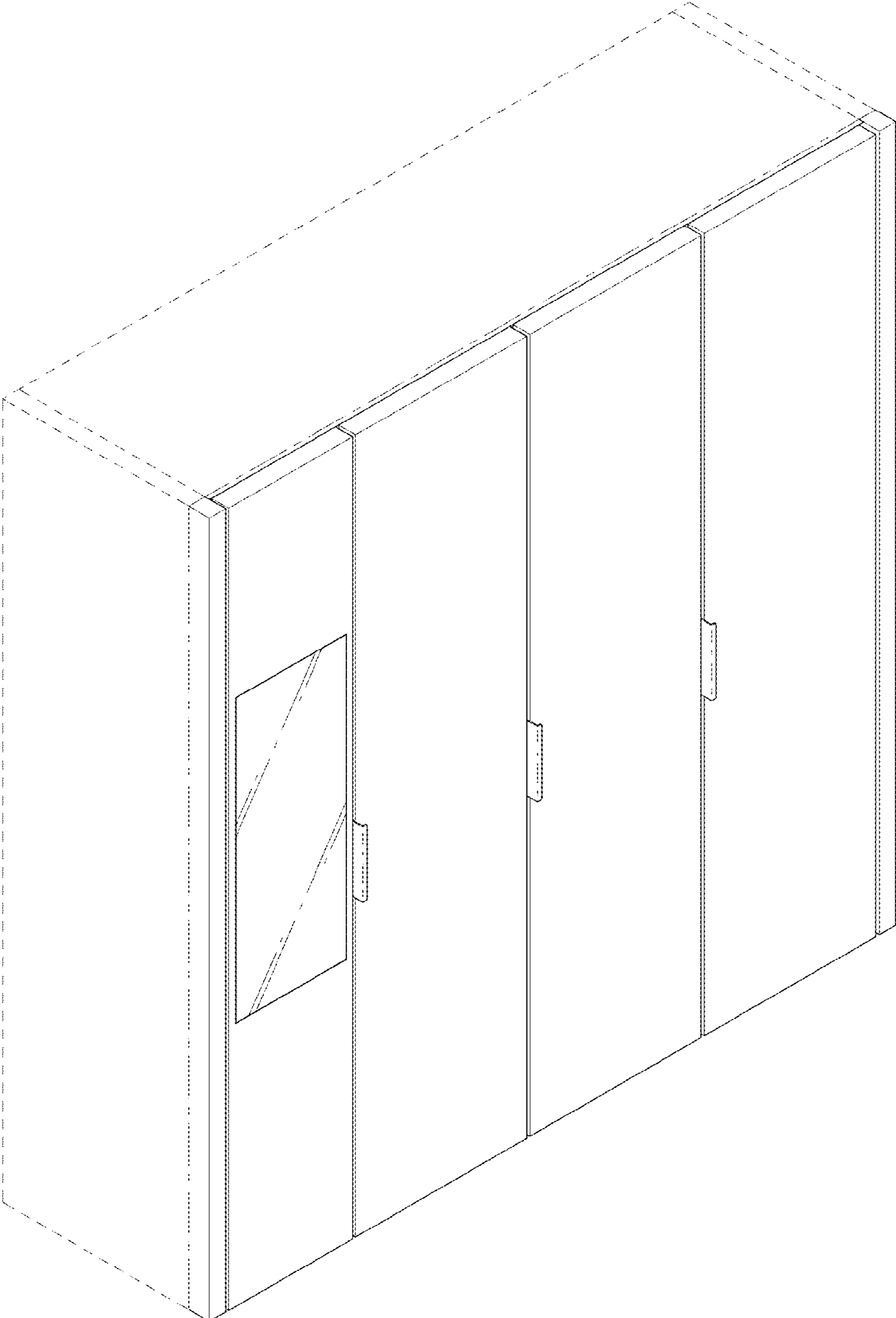


FIG. 2

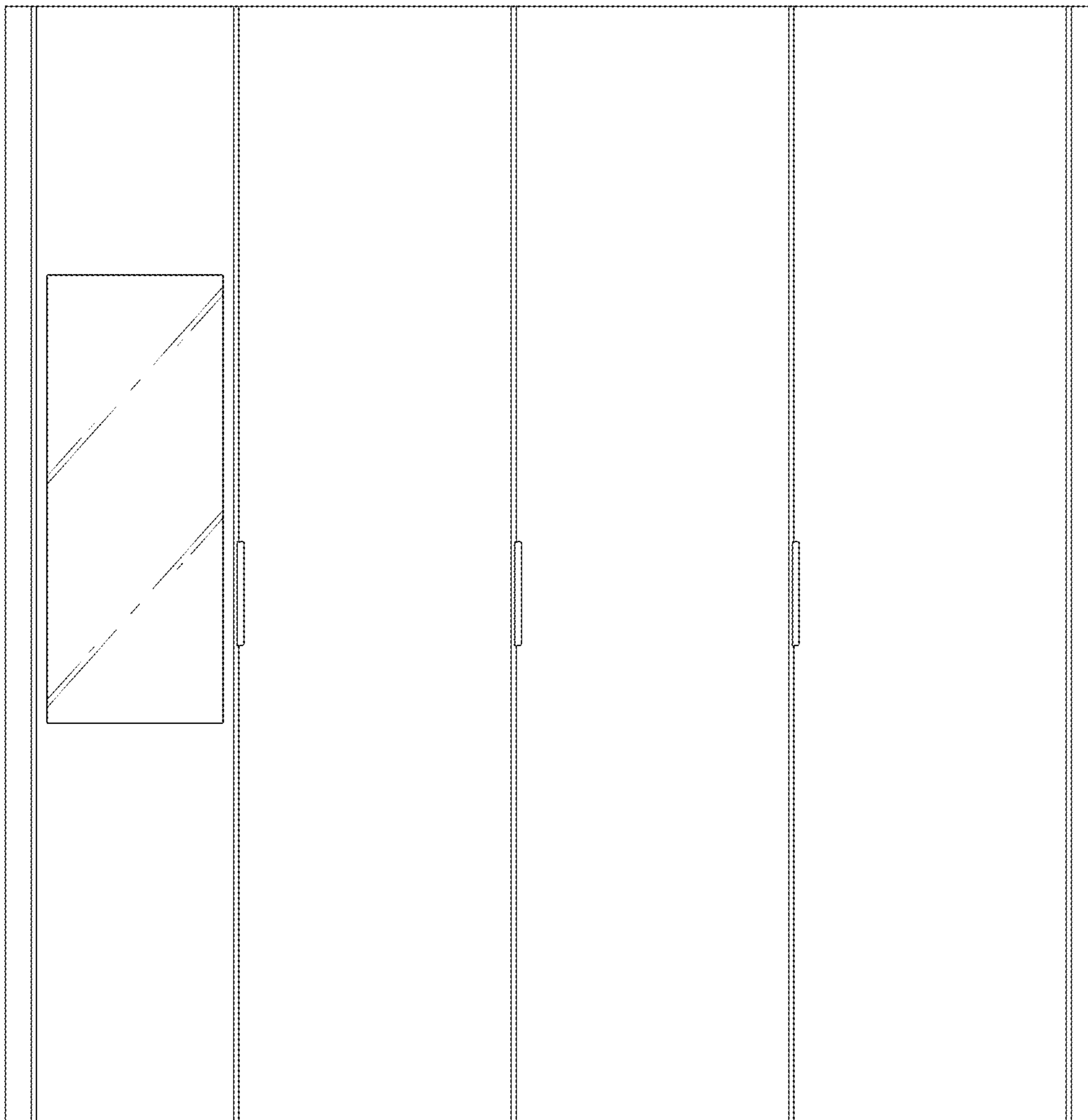


FIG. 3




FIG. 4




FIG. 5

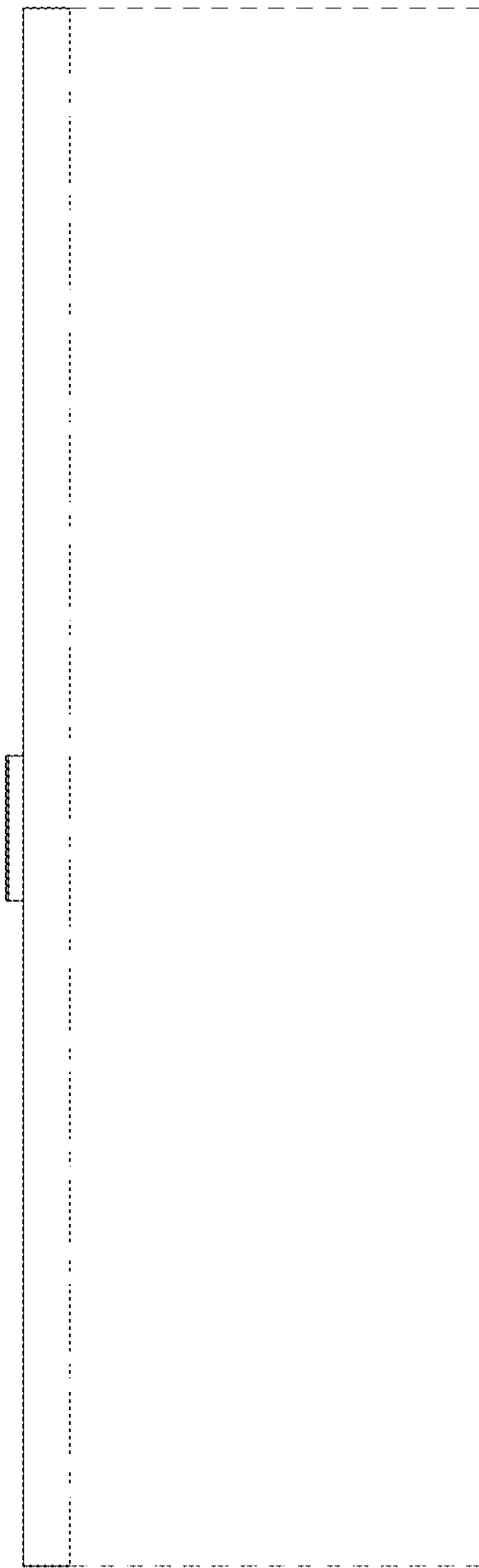


FIG. 6

