



US00D989032S

(12) **United States Design Patent** (10) **Patent No.:** **US D989,032 S**
Lee et al. (45) **Date of Patent:** **** Jun. 13, 2023**

(54) **SPEAKER WITH LIGHT THEREIN**
(71) Applicant: **LG DISPLAY CO., LTD.**, Seoul (KR)
(72) Inventors: **Kwangchan Lee**, Paju-si (KR);
Jikyoung Kim, Paju-si (KR); **Yeongrak Choi**, Paju-si (KR); **Chiyong Lee**, Paju-si (KR); **Hyunjung Song**, Paju-si (KR)

(73) Assignee: **LG DISPLAY CO., LTD.**, Seoul (KR)

(**) Term: **15 Years**

(21) Appl. No.: **29/767,087**

(22) Filed: **Jan. 20, 2021**

(30) **Foreign Application Priority Data**

Jul. 21, 2020 (KR) 30-2020-0033607

(51) **LOC (14) Cl.** **14-01**

(52) **U.S. Cl.**
USPC **D14/204**

(58) **Field of Classification Search**
USPC D14/126, 204, 209.1, 214, 341; D6/300, D6/308, 332; D20/10, 19, 40, 43
CPC . H04R 5/02; H04R 9/06; F16M 11/10; F16M 11/00; F16M 11/18
See application file for complete search history.

(56) **References Cited**

U.S. PATENT DOCUMENTS

D564,699 S * 3/2008 Nakashima D26/120
D622,262 S * 8/2010 Ou
D675,774 S * 2/2013 Stathis D26/120
D735,930 S * 8/2015 Huang D26/120
D741,835 S * 10/2015 Gundlach D14/204
D742,852 S * 11/2015 Sung D14/204
D754,635 S * 4/2016 Ho D14/209.1
D763,356 S * 8/2016 Takayama D20/10

D768,629 S * 10/2016 Bae D14/374
D795,849 S * 8/2017 Cho D14/239
D796,724 S * 9/2017 Sonneman D26/85
D800,689 S * 10/2017 Mikalauskas D14/204
D823,856 S * 7/2018 Asamizu D14/374
D889,429 S * 7/2020 Brandston D14/204
D960,980 S * 8/2022 You D14/127
2005/0047616 A1 * 3/2005 Lee H04N 5/642
381/431
2005/0047617 A1 * 3/2005 Lee H04N 5/642
381/388

(Continued)

FOREIGN PATENT DOCUMENTS

CN 302836174 S 6/2014
CN 302967014 S 10/2014

(Continued)

Primary Examiner — Khawaja Anwar

Assistant Examiner — Megan Tiana Rakos

(74) *Attorney, Agent, or Firm* — Birch, Stewart, Kolasch & Birch, LLP

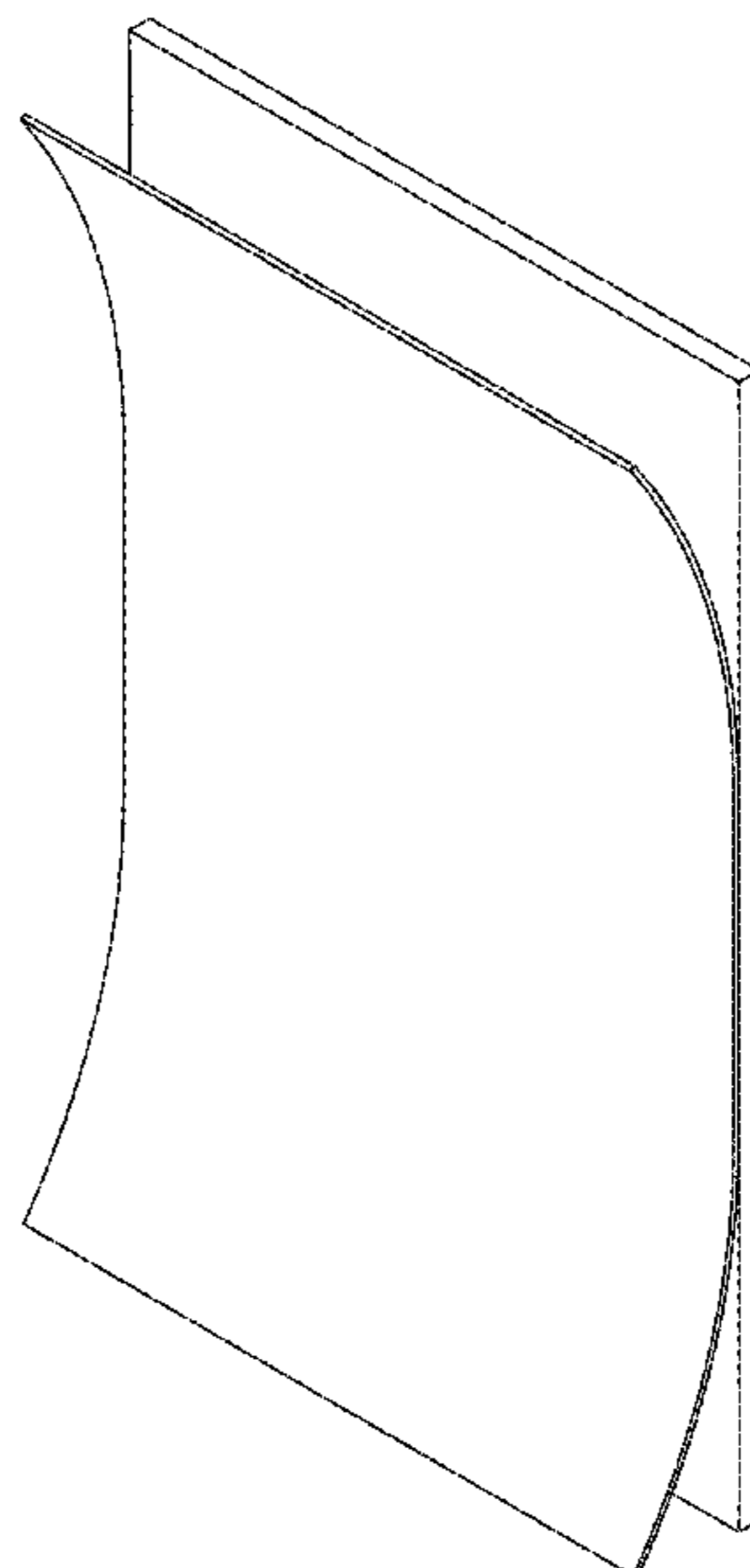
(57) **CLAIM**

The ornamental design for a speaker with light therein, as shown and described.

DESCRIPTION

FIG. 1 is a front, right perspective view of a speaker with light therein showing our new design;
FIG. 2 is a front view thereof;
FIG. 3 is a rear view thereof;
FIG. 4 is a left side view thereof;
FIG. 5 is a right side view thereof;
FIG. 6 is a top plan view thereof;
FIG. 7 is a bottom plan view thereof; and,
FIG. 8 is an exploded perspective view of the present design divided into a layer functioning as a speaker and a light, and a support panel.

1 Claim, 8 Drawing Sheets



(56)

References Cited

U.S. PATENT DOCUMENTS

2006/0093165 A1* 5/2006 Kamimura H04R 7/045
381/152
2014/0226275 A1* 8/2014 Ko G06F 1/1652
361/679.27
2014/0306985 A1* 10/2014 Jeong G09G 3/035
345/600
2018/0150112 A1* 5/2018 Aoki H04M 1/0268

FOREIGN PATENT DOCUMENTS

CN 304072732 S 3/2017
CN 305633301 S 3/2020
JP D1518063 S 2/2015
JP D1518064 S 2/2015
TW I246349 B 12/2005

* cited by examiner

FIG. 1

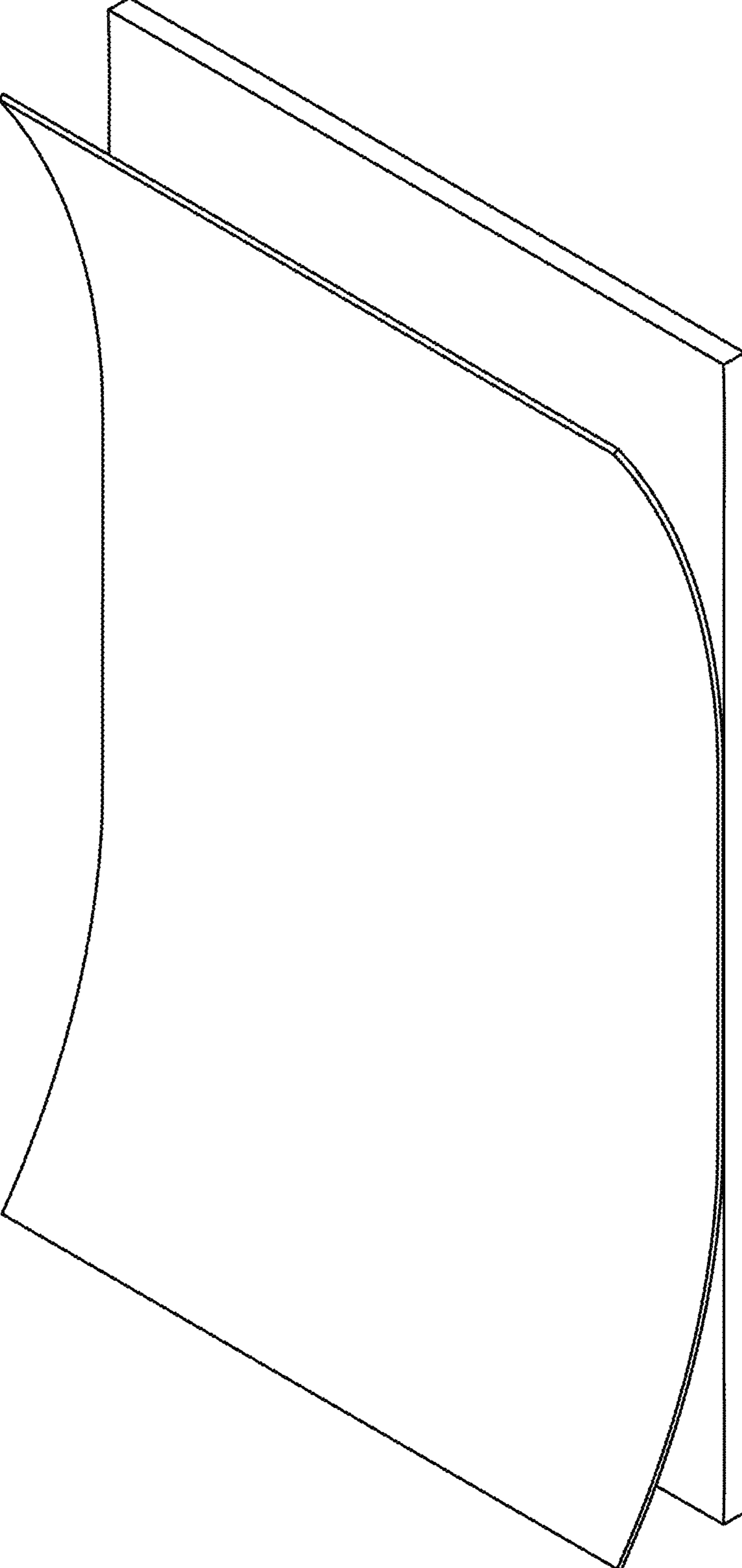


FIG. 2




FIG. 3




FIG. 4

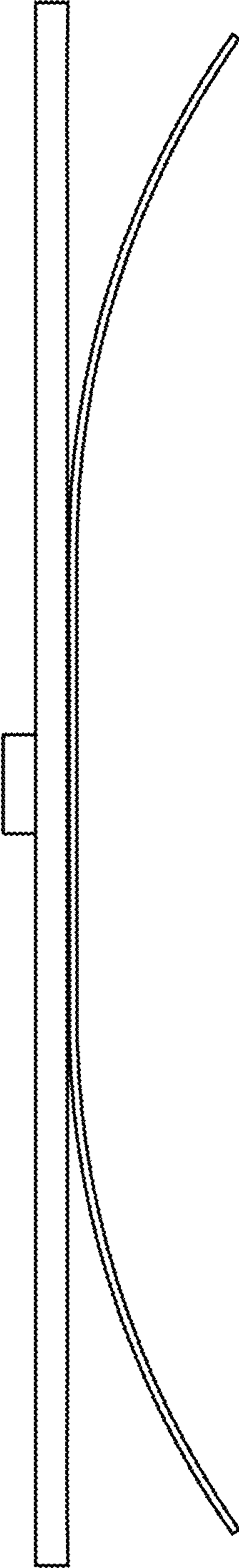


FIG. 5

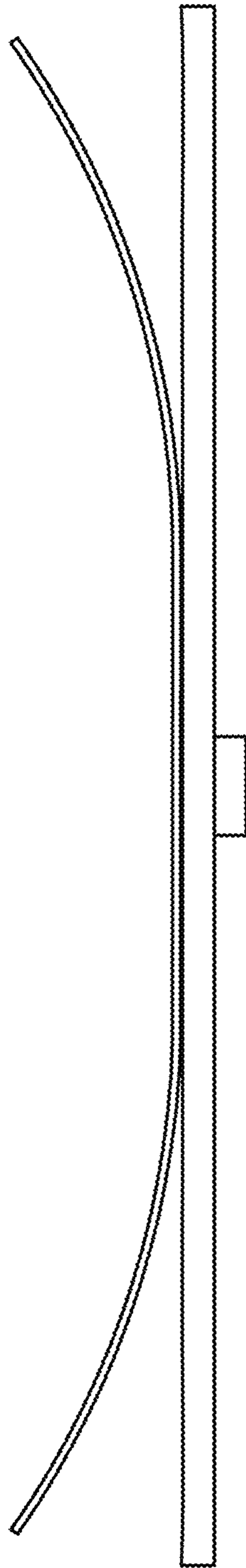


FIG. 6

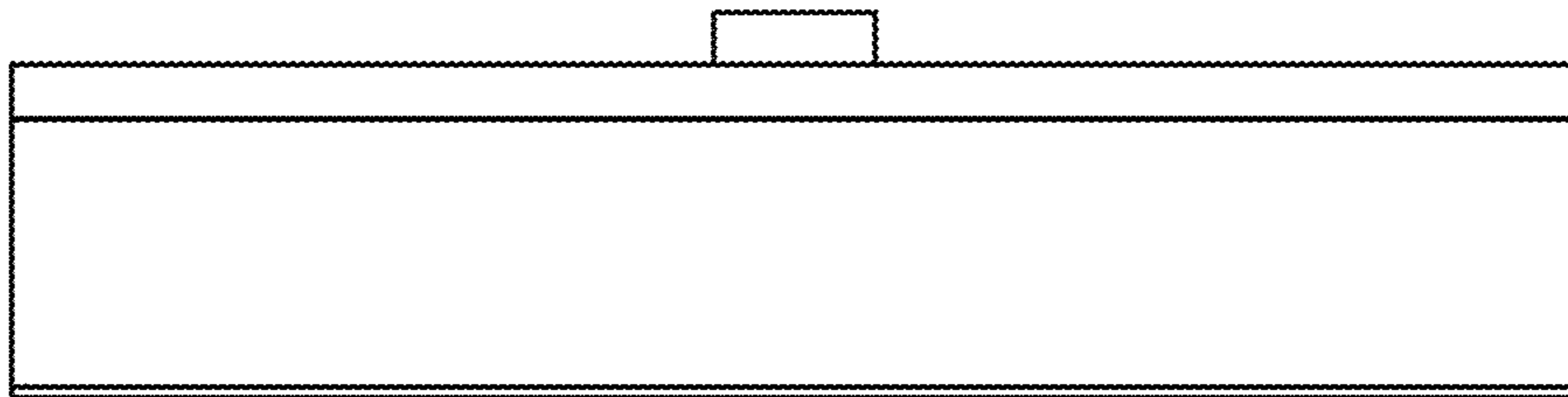


FIG. 7




FIG. 8

