



US00D989017S

(12) **United States Design Patent**  
**Yoo et al.**

(10) **Patent No.:** **US D989,017 S**  
(45) **Date of Patent:** **\*\* Jun. 13, 2023**

(54) **TELEVISION RECEIVER**

D795,851 S \* 8/2017 Kim ..... D14/126  
D855,593 S \* 8/2019 Seong ..... D14/239  
D865,730 S \* 11/2019 Seong ..... D14/126

(71) Applicant: **Samsung Electronics Co., Ltd.**,  
Suwon-si (KR)

(Continued)

(72) Inventors: **Jae-Wook Yoo**, Suwon-si (KR); **Sin-Wi Moon**, Suwon-si (KR); **Dae-Hun Jung**, Suwon-si (KR); **Byung-Min Woo**, Suwon-si (KR); **Dong-Wook Kim**, Suwon-si (KR); **Jee-Won Kim**, Suwon-si (KR)

FOREIGN PATENT DOCUMENTS

CN 201730254825.0 1/2018  
CN 201930038495.0 8/2019

(Continued)

(73) Assignee: **Samsung Electronics Co., Ltd.**,  
Suwon-si (KR)

Samsung QN85Q60AAFXZA Stand Legs, first available Jul. 13, 2022 [online], [retrieved Sep. 1, 2022]. Available from the Internet, URL: <[https://www.newegg.com/p/0V5-0001-03D18?item=9SIAED1J142888&nm\\_mc=knc-googleleadwords&cm\\_mmc=knc-googleleadwords-\\_tv%20accessories-\\_samsung-\\_9SIAED1J142888&source=region](https://www.newegg.com/p/0V5-0001-03D18?item=9SIAED1J142888&nm_mc=knc-googleleadwords&cm_mmc=knc-googleleadwords-_tv%20accessories-_samsung-_9SIAED1J142888&source=region)>. (Year: 2022).\*

(Continued)

(\*\*) Term: **15 Years**

(21) Appl. No.: **29/786,077**

(22) Filed: **May 28, 2021**

(30) **Foreign Application Priority Data**

Dec. 3, 2020 (KR) ..... 30-2020-0059427

(51) **LOC (14) Cl.** ..... **14-03**

(52) **U.S. Cl.**  
USPC ..... **D14/126**

(58) **Field of Classification Search**  
USPC ..... D14/125-135, 238, 239, 371, 136,  
D14/374-377, 440, 450, 448, 336, 342,  
D14/159, 251, 209.1, 451; D6/328, 332;  
D19/113, 114  
CPC .... H04N 7/00; H04N 9/3141; H04N 13/0459;  
H04N 17/04; H04N 17/004; H04N  
21/43637; G06F 1/1601; G06F 1/1605;  
G06F 1/162

See application file for complete search history.

(56) **References Cited**

U.S. PATENT DOCUMENTS

D727,302 S \* 4/2015 Shin ..... D14/239  
D759,024 S \* 6/2016 Woo ..... D14/451

*Primary Examiner* — Dana K Weiland  
*Assistant Examiner* — Russell Carnell Smith, Jr.  
(74) *Attorney, Agent, or Firm* — NSIP Law

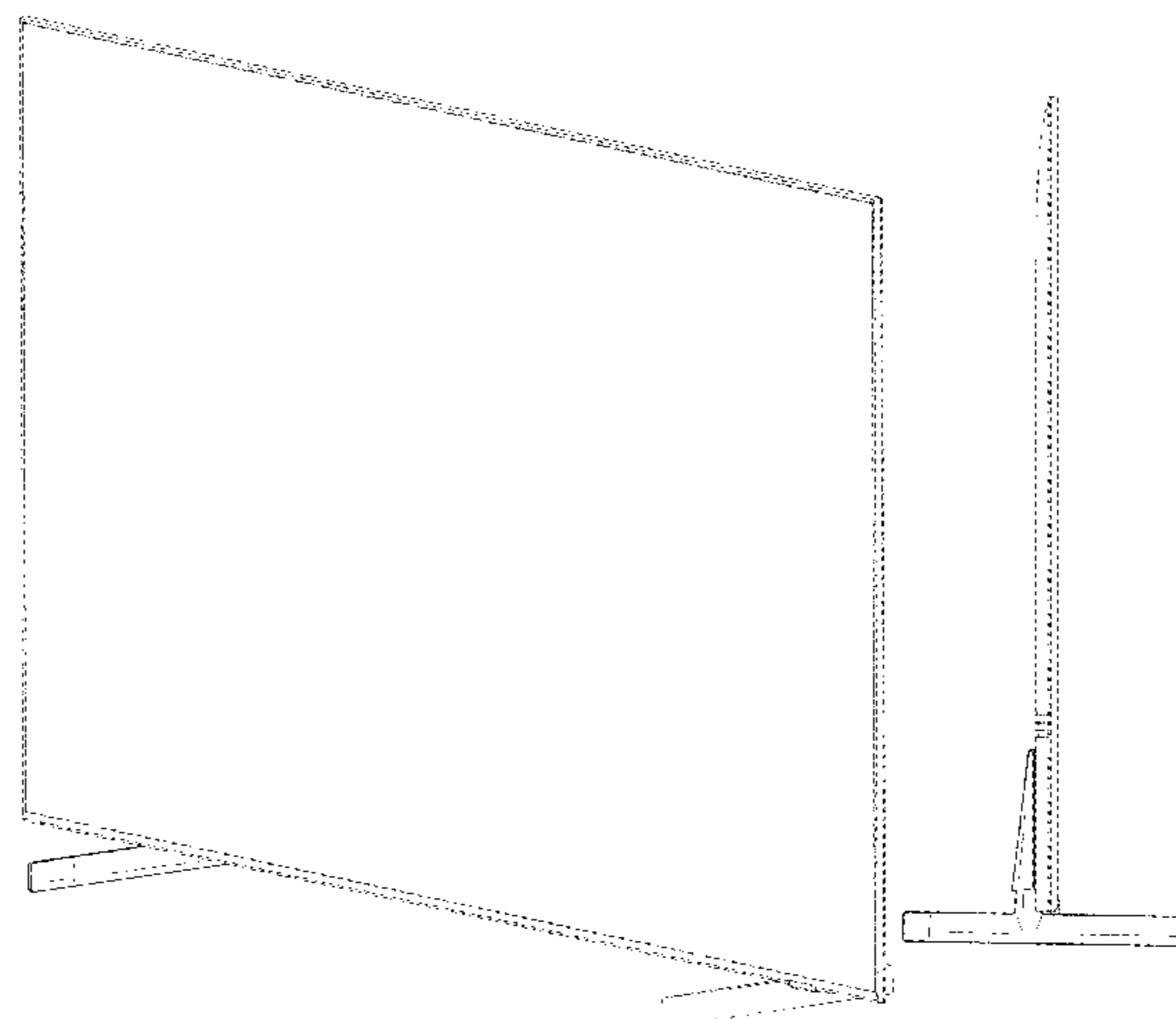
(57) **CLAIM**

We claim the ornamental design for a television receiver, as shown and described.

**DESCRIPTION**

FIG. 1 is a front perspective view of a television receiver showing our new design;  
FIG. 2 is a front view thereof;  
FIG. 3 is a rear view thereof;  
FIG. 4 is a left-side view thereof;  
FIG. 5 is a right-side view thereof;  
FIG. 6 is a top view thereof;  
FIG. 7 is a bottom view thereof; and,  
FIG. 8 is a rear perspective view thereof.

(Continued)



The evenly-dashed broken lines in the figures depict portions of the television receiver and form no part of the claimed design.

**1 Claim, 8 Drawing Sheets**

(56) **References Cited**

U.S. PATENT DOCUMENTS

D886,111 S	*	6/2020	Kim	.....	D14/451
D894,856 S	*	9/2020	Kim	.....	D14/125
D929,408 S	*	8/2021	Seo	.....	D14/451
D956,731 S	*	7/2022	Kim	.....	D14/126
D958,124 S	*	7/2022	Choi	.....	D14/126

FOREIGN PATENT DOCUMENTS

GB	8209265000-2000	*	6/2020
KR	30-2010-0019694		6/2011
KR	30-2014-0063517		3/2016
KR	30-2018-0040327		3/2016
KR	301080637.0000	*	10/2020

OTHER PUBLICATIONS

Original Stands Legs Base, first available Mar. 16, 2022 [online], [retrieved Sep. 1, 2022]. Available from the Internet, URL:<<https://a.co/d/go5alGD>>. (Year: 2022).\*

\* cited by examiner

FIG. 1




FIG. 2




FIG. 3

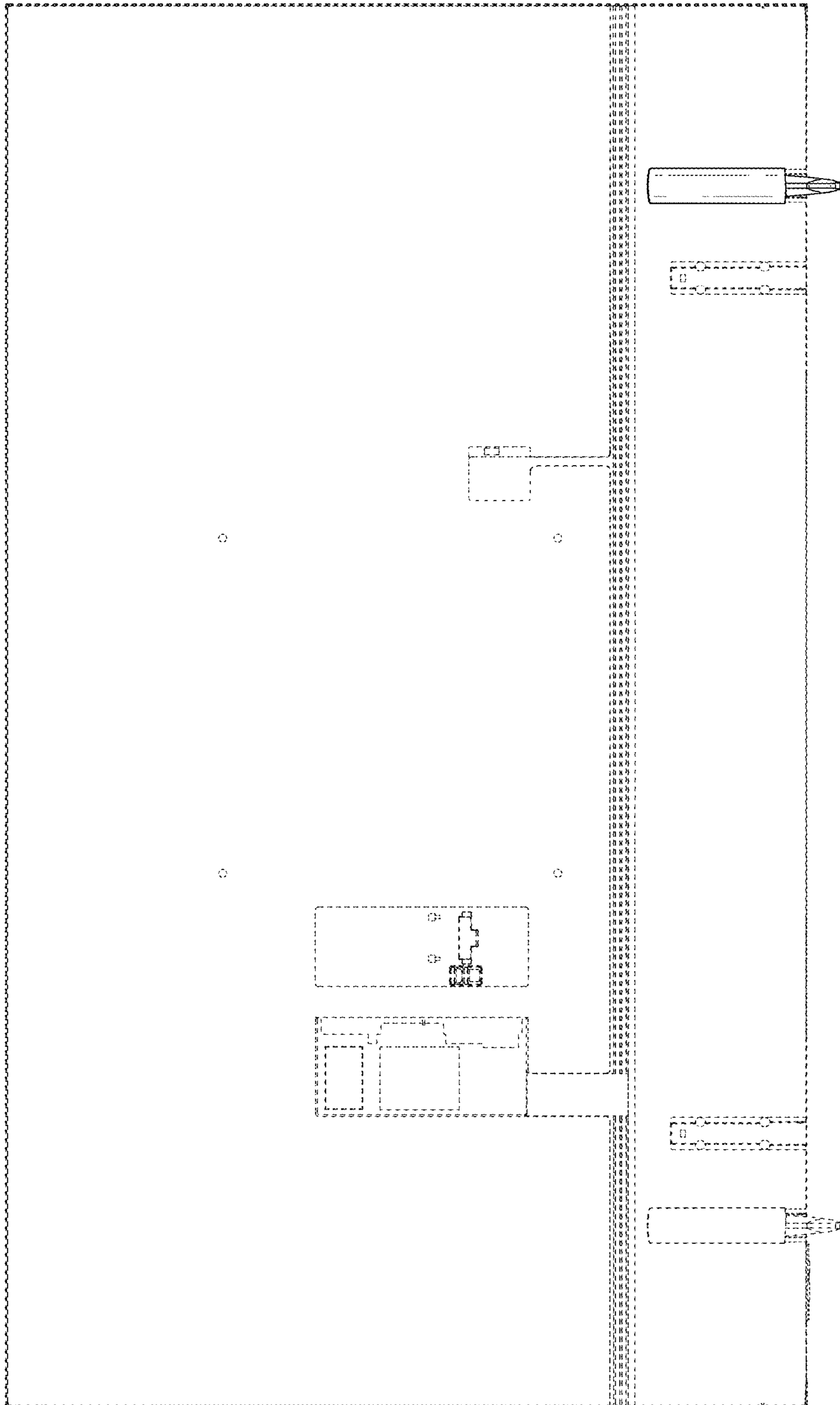


FIG. 4

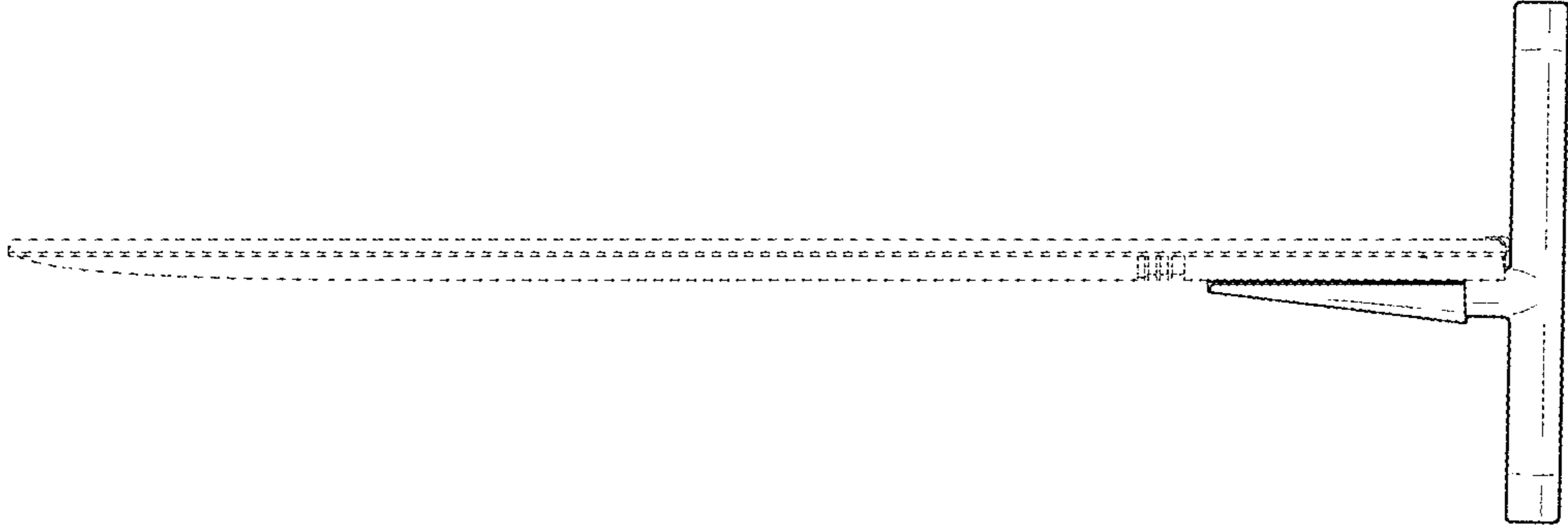


FIG. 5

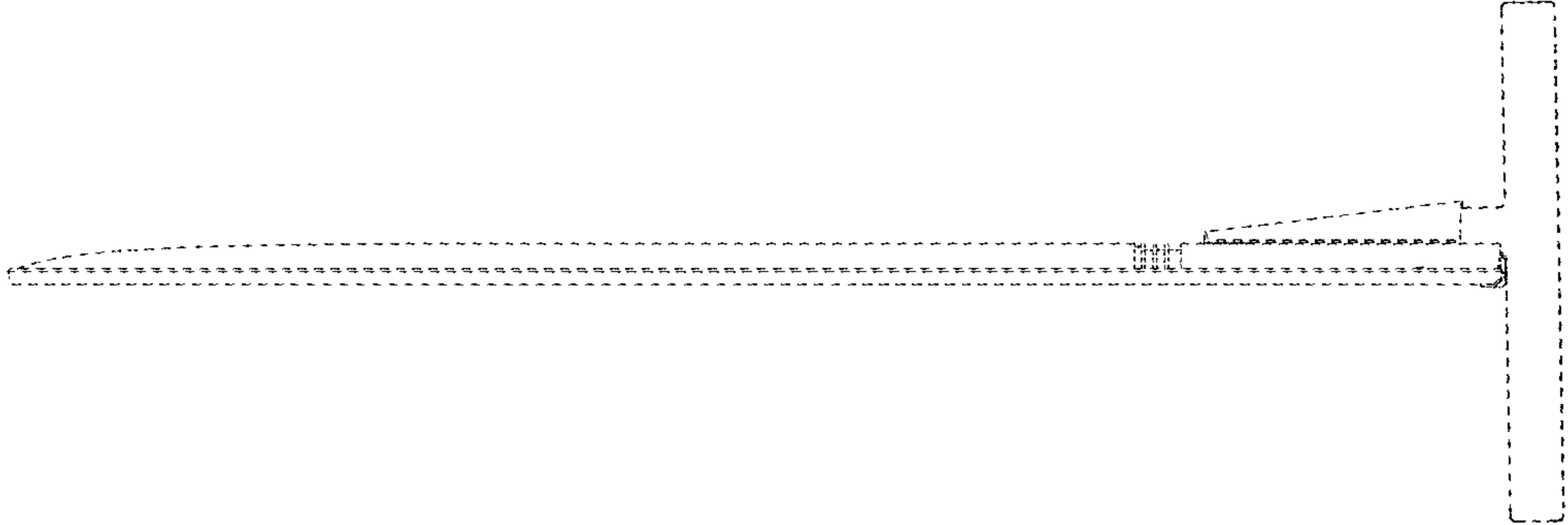


FIG. 6

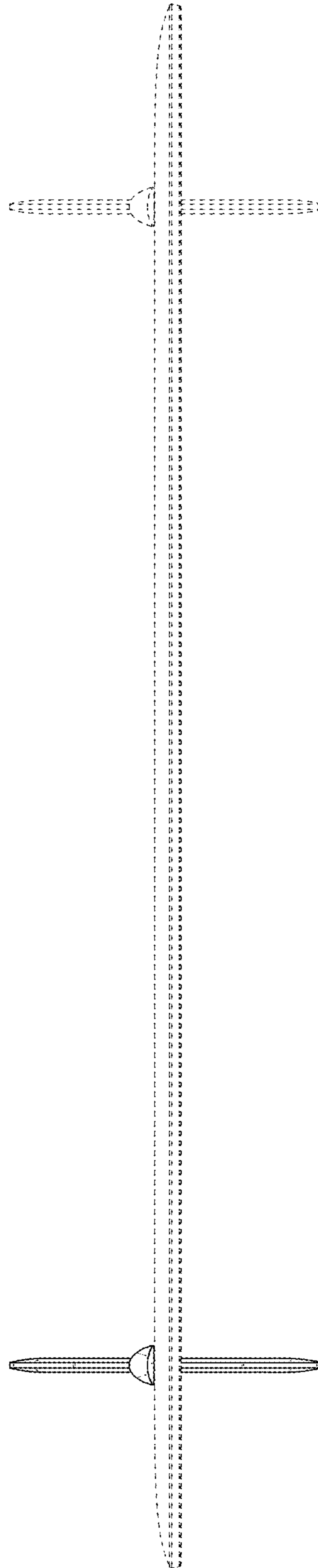




FIG. 7

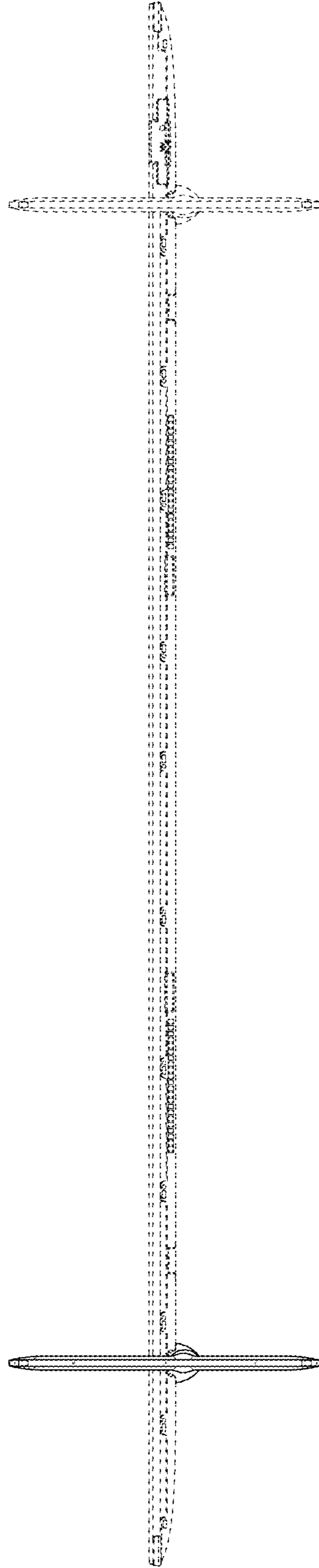


FIG. 8

