



US00D989012S

(12) **United States Design Patent** (10) **Patent No.:** **US D989,012 S**
Akazawa et al. (45) **Date of Patent:** **** Jun. 13, 2023**

(54) **ELASTIC MEMBRANE**

FOREIGN PATENT DOCUMENTS

(71) Applicant: **EBARA CORPORATION**, Tokyo (JP)

CN 30642699 * 11/2021
DM 101867 6/2018

(72) Inventors: **Kenichi Akazawa**, Tokyo (JP); **Osamu Nabeya**, Tokyo (JP); **Shingo Togashi**, Tokyo (JP); **Satoru Yamaki**, Tokyo (JP); **Tomoko Owada**, Tokyo (JP); **Cheng Cheng**, Tokyo (JP); **Yuichi Kato**, Tokyo (JP)

(Continued)

OTHER PUBLICATIONS

(73) Assignee: **EBARA CORPORATION**, Tokyo (JP)

Systa—No Announcement Date [online], retrieved on Nov. 1, 2022, retrieved from internet, http://www.systa.kr/index.html?div=part&menu_1st=CK&menu_2nd=CUK&maker=&cont=view&sys_code=H2SYSCK07973.*

(Continued)

(**) Term: **15 Years**

Primary Examiner — Barbara Fox

(21) Appl. No.: **29/774,336**

Assistant Examiner — Noah Perez

(22) Filed: **Mar. 16, 2021**

(74) *Attorney, Agent, or Firm* — Pearne & Gordon LLP

(30) **Foreign Application Priority Data**

Sep. 17, 2020 (JP) 2020-019863 D
Sep. 17, 2020 (JP) 2020-019864 D

(57) **CLAIM**

(51) **LOC (14) Cl.** **13-03**

The ornamental design for an elastic membrane, as shown and described.

(52) **U.S. Cl.**
USPC **D13/182**

(58) **Field of Classification Search**
USPC D13/110, 174, 101, 112, 118, 120, 123,
D13/133, 146, 147, 159, 154, 156, 199,
D13/184, 182; D14/356, 433, 435, 438;
D15/144, 144.1, 144.2, 146, 140;
D23/314, 322, 333, 415, 417, 499
CPC H01R 24/00; H01R 12/00; H01R 12/70;
H01R 13/62

DESCRIPTION

See application file for complete search history.

FIG. 1 is a top perspective view of an elastic membrane showing our new design;
FIG. 2 is a bottom perspective view thereof;
FIG. 3 is a top plan view thereof;
FIG. 4 is a bottom plan view thereof;
FIG. 5 is a front view thereof, a rear view being identical thereto;
FIG. 6 is a right-side view thereof, a left-side view being identical thereto;
FIG. 7 is a cross sectional view taken along section line 7-7 in FIG. 3; and,
FIG. 8 is an enlarged portion view take along line 8-8 of FIG. 7.

(56) **References Cited**

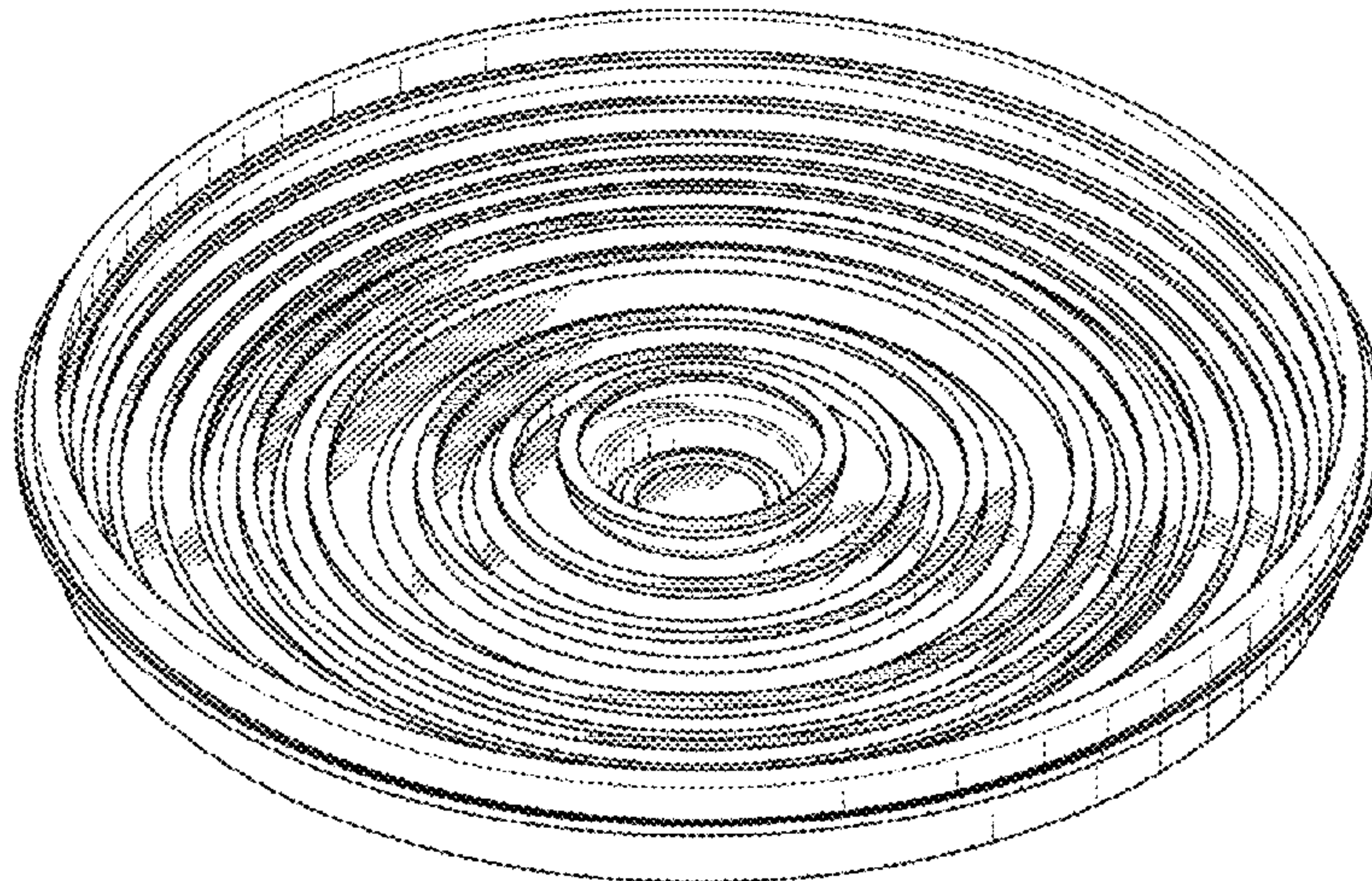
U.S. PATENT DOCUMENTS

D720,313 S * 12/2014 Flynn D13/182
D723,077 S * 2/2015 Sakata D15/140
D724,553 S * 3/2015 Choi D13/182
D769,200 S * 10/2016 Fukushima D13/182
D770,992 S * 11/2016 Tauchi D13/182

The broken lines in the drawings depict portions of the elastic membrane that form no part of the claimed design.

(Continued)

1 Claim, 8 Drawing Sheets



(56)

References Cited

U.S. PATENT DOCUMENTS

D793,976 S * 8/2017 Fukushima D13/182
 D795,208 S * 8/2017 Sasaki D13/182
 D819,580 S * 6/2018 Krishnan D15/138
 D827,592 S * 9/2018 Ichino D13/182
 D830,981 S * 10/2018 Jeong D13/182
 D832,023 S * 10/2018 Barberi D7/354
 D839,224 S * 1/2019 Yamaki D13/182
 D840,364 S * 2/2019 Ichino D13/182
 D862,404 S * 10/2019 Murata D13/182
 D868,124 S * 11/2019 Riker D15/150
 D894,137 S * 8/2020 Johanson D13/184
 D908,645 S * 1/2021 Savandaiah D13/182
 D913,977 S * 3/2021 Yamaki D13/182
 D920,936 S * 6/2021 Rokkam D13/182
 D931,240 S * 9/2021 Lee D15/140
 D933,033 S * 10/2021 Yoshida D13/182
 D933,619 S * 10/2021 Yoshida D13/182
 D933,725 S * 10/2021 Koppa D15/138
 D933,726 S * 10/2021 Savandaiah D15/138
 D937,329 S * 11/2021 Riker D15/138
 D939,459 S * 12/2021 Shimada D13/182

D940,765 S * 1/2022 Gunther D15/138
 D944,946 S * 3/2022 Adachi D13/182
 D947,144 S * 3/2022 Saito D13/199
 D947,914 S * 4/2022 Rao D15/144.1
 D949,116 S * 4/2022 Diana D13/182
 D958,764 S * 7/2022 Rokkam D13/182
 D966,357 S * 10/2022 Gunther D15/138
 2018/0301367 A1 10/2018 Yamaki et al.
 2019/0375070 A1 12/2019 Nabeya

FOREIGN PATENT DOCUMENTS

JP D1397839 * 10/2010
 KR 30-0974758 S 10/2018
 KR 30-0974759 S 10/2018

OTHER PUBLICATIONS

SV Tech Parts—No Announcement Date [online], retrieved on Nov. 1, 2022, retrieved from internet, <http://www.svtechparts.com/index.php/high-tech/semiconductor-equipment/ebara-cmp-polishing-head-from-ebara-cmp-epo-113-system.html>.*

* cited by examiner

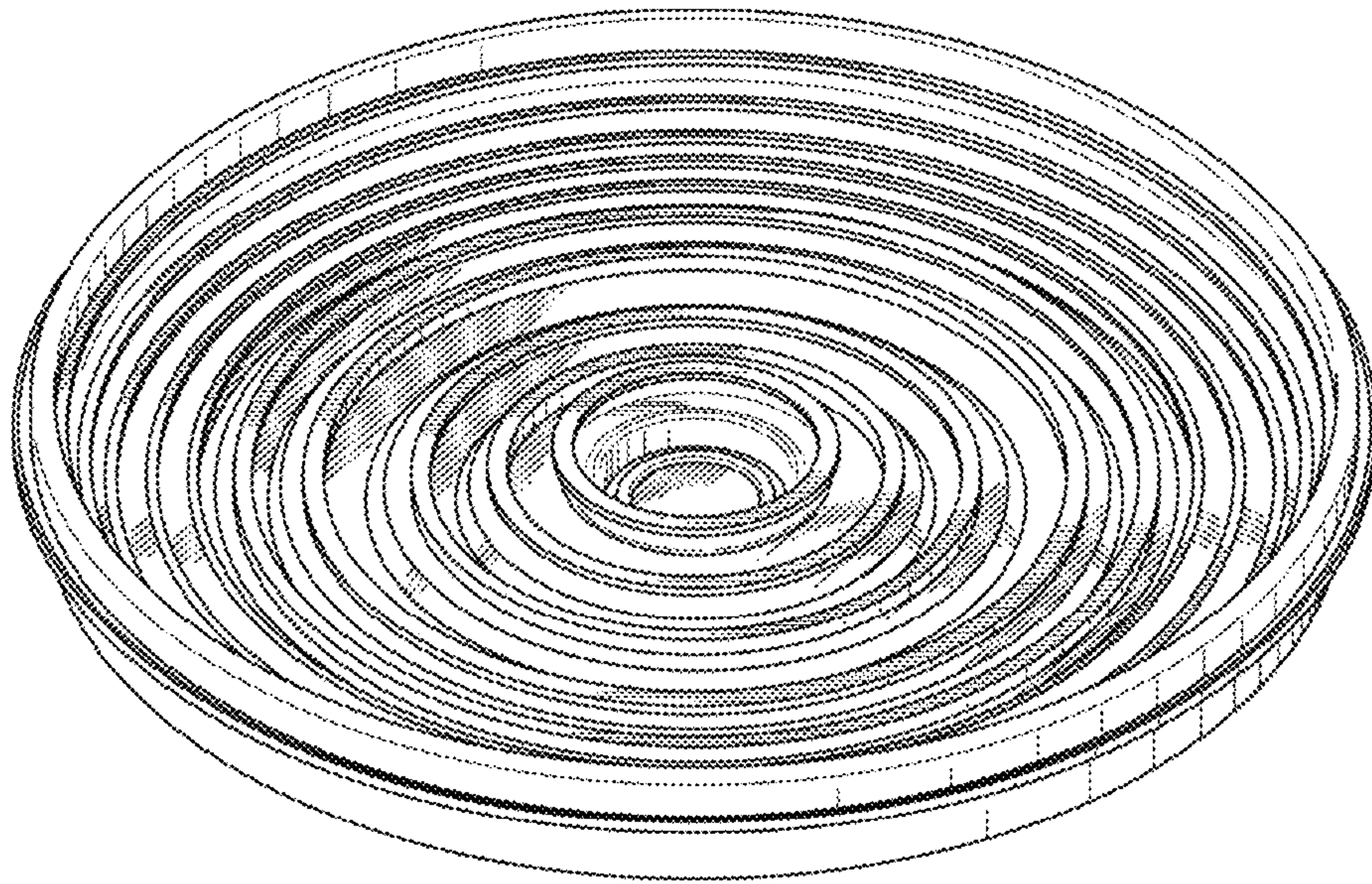


Fig.1

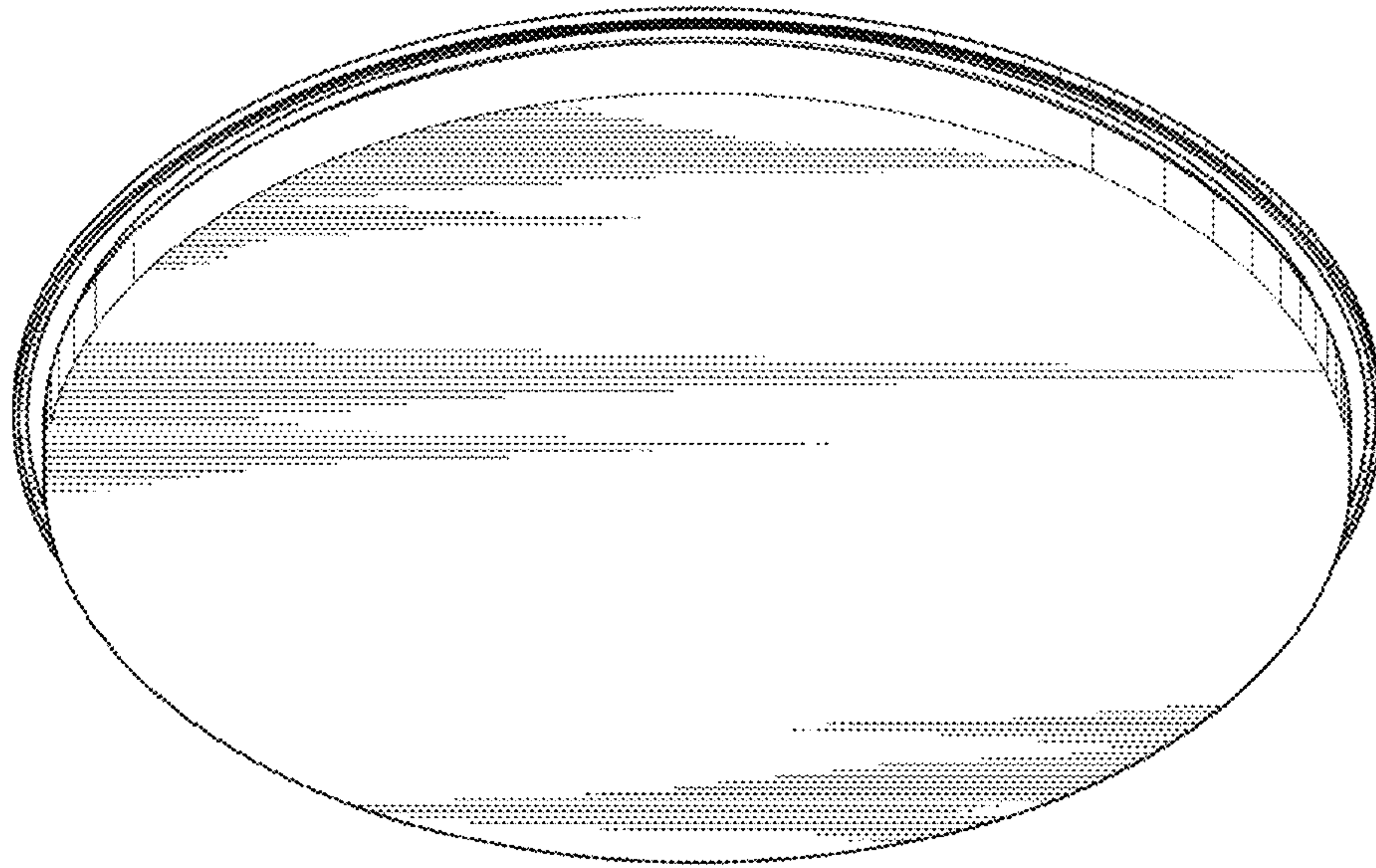


Fig.2

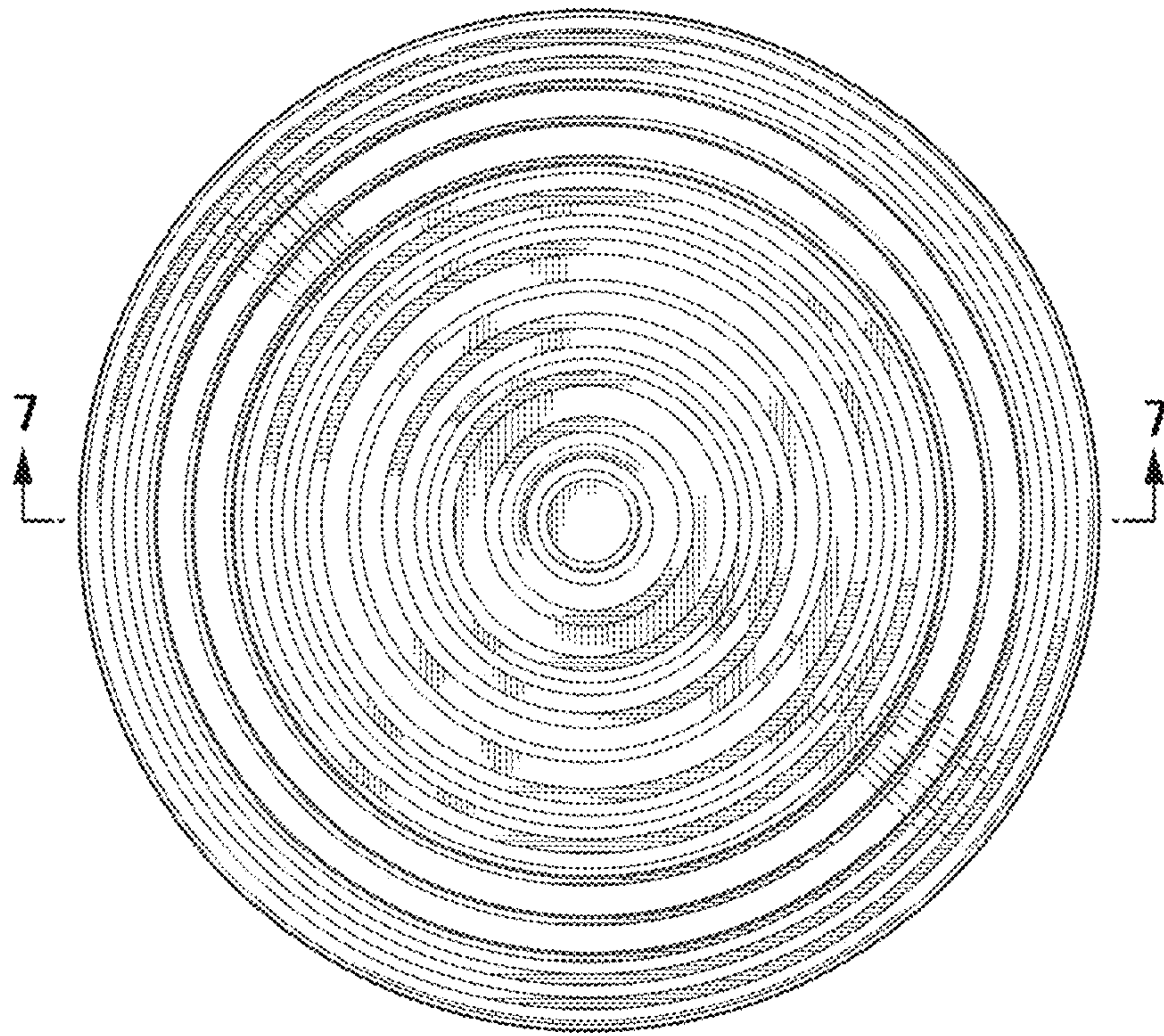


Fig.3

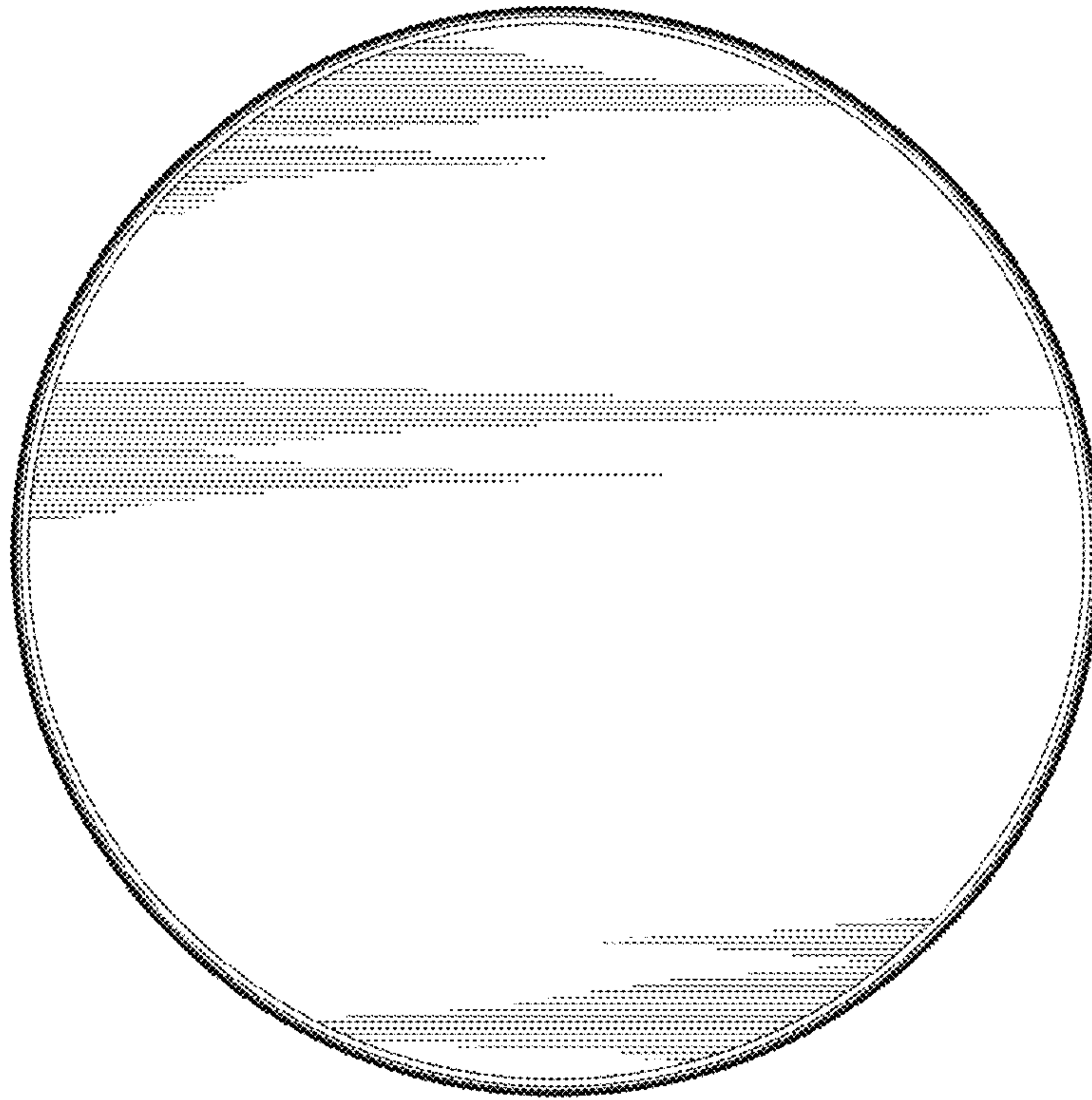


Fig.4




Fig.5




Fig.6

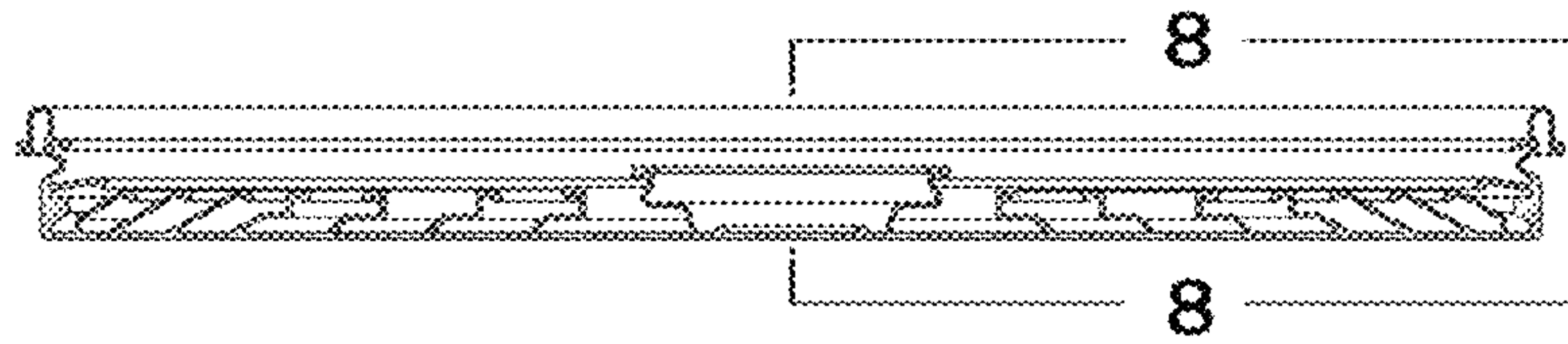


Fig.7

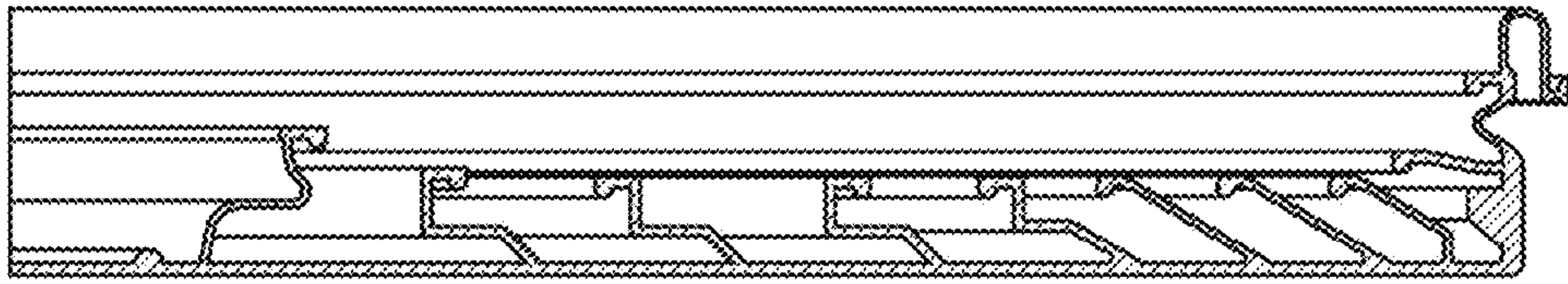


Fig.8