



US00D988982S

(12) **United States Design Patent** (10) **Patent No.:** **US D988,982 S**  
**Maxwell et al.** (45) **Date of Patent:** **\*\* Jun. 13, 2023**

(54) **TIRE SIDEWALL**  
(71) Applicant: **The Goodyear Tire & Rubber Company, Akron, OH (US)**  
(72) Inventors: **Paul Bryan Maxwell, Kent, OH (US); Cheryl Lynn Hackathorn, Massillon, OH (US)**  
(73) Assignee: **The Goodyear Tire & Rubber Company, Akron, OH (US)**  
(\*\*) Term: **15 Years**

D569,792 S \* 5/2008 Holden ..... D12/605  
D569,793 S \* 5/2008 Dixon ..... D12/605  
D581,352 S 11/2008 Harvey ..... D12/605  
D581,353 S 11/2008 Harvey ..... D12/605  
D581,354 S 11/2008 Harvey ..... D12/605  
D583,313 S 12/2008 Harvey ..... D12/605  
D585,016 S 1/2009 Weimer et al. .... D12/605  
D585,017 S 1/2009 Shondel ..... D12/605  
D588,529 S 3/2009 Reese et al. .... D12/605  
D588,532 S 3/2009 Shondel ..... D12/605  
D593,487 S \* 6/2009 Takahashi ..... D12/605  
D608,275 S 1/2010 Maxwell ..... D12/605  
D610,978 S 3/2010 Harvey et al. .... D12/605  
D610,980 S 3/2010 Shondel ..... D12/605  
D610,981 S 3/2010 Shondel ..... D12/605

(Continued)

(21) Appl. No.: **29/800,463**

(22) Filed: **Jul. 21, 2021**

(51) **LOC (14) Cl.** ..... **12-15**

(52) **U.S. Cl.**  
USPC ..... **D12/605**

(58) **Field of Classification Search**  
USPC ..... D12/604, 605  
CPC ..... B60C 13/00; B60C 1/00  
See application file for complete search history.

(56) **References Cited**

**U.S. PATENT DOCUMENTS**

D386,455 S \* 11/1997 Clementz ..... D12/605  
D413,289 S \* 8/1999 Ratliff, Jr. .... D12/605  
D450,034 S 11/2001 Kajikawa ..... D12/605  
D492,648 S 7/2004 Maxwell et al. .... D12/605  
D500,013 S \* 12/2004 Maxwell ..... D12/605  
D539,729 S 4/2007 Maxwell ..... D12/605  
D541,211 S 4/2007 Shondel et al. .... D12/605  
D543,497 S 5/2007 Maxwell et al. .... D12/605  
D550,150 S 9/2007 Shondel ..... D12/605  
D552,536 S 10/2007 Shondel ..... D12/605  
D552,537 S 10/2007 Franks et al. .... D12/605  
D553,076 S 10/2007 Miyasaka ..... D12/605  
D563,310 S 3/2008 Shondel ..... D12/605  
D567,169 S 4/2008 Maxwell et al. .... D12/605  
D569,338 S \* 5/2008 Shondel ..... D12/605

**OTHER PUBLICATIONS**

U.S. Appl. No. 29/703,538, filed Aug. 28, 2019, Maxwell.  
U.S. Appl. No. 29/735,854, filed May 26, 2020, Maxwell.  
U.S. Appl. No. 29/752,530, filed Sep. 28, 2020, Schoeppner.

*Primary Examiner* — Michelle E. Wilson

*Assistant Examiner* — Clese Moore, Jr.

(74) *Attorney, Agent, or Firm* — June E. Rickey; Robert N. Lipsik

(57) **CLAIM**

The ornamental Design for a tire sidewall, as shown and described.


**DESCRIPTION**

FIG. 1 is a perspective view of a tire sidewall showing my new design; and,

FIG. 2 is a front elevational view thereof.

In the drawings, the broken lines showing of the tire tread, inner bead and the peripheral boundary between the tire tread and the sidewall in FIGS. 1 and 2 depict environmental subject matter and form no part of the claimed design.

**1 Claim, 2 Drawing Sheets**



(56)

References Cited

U.S. PATENT DOCUMENTS

D611,403 S 3/2010 Kuwano ..... D12/605  
 D614,123 S 4/2010 Harvey ..... D12/605  
 D626,502 S \* 11/2010 Nakamura ..... D12/605  
 D629,745 S 12/2010 Shondel ..... D12/605  
 D632,641 S \* 2/2011 Sato ..... D12/605  
 D638,783 S 5/2011 Endou et al. .... D12/605  
 D639,728 S \* 6/2011 Ohashi ..... D12/605  
 D640,187 S 6/2011 Fontaine et al. .... D12/605  
 D650,323 S 12/2011 Morito et al. .... D12/605  
 D656,090 S \* 3/2012 Sato ..... D12/605  
 D662,877 S 7/2012 Arrant et al. .... D12/605  
 D667,782 S \* 9/2012 Mukai ..... D12/605  
 D668,210 S 10/2012 Sato ..... D12/605  
 D669,845 S 10/2012 Iwabuchi ..... D12/605  
 D671,066 S 11/2012 Morito et al. .... D12/605  
 D674,744 S \* 1/2013 Miyazaki ..... D12/605  
 D680,490 S 4/2013 Iwabuchi ..... D12/605  
 D695,211 S 12/2013 Yasunaga ..... D12/605  
 D700,886 S 3/2014 Matsumoto et al. .... D12/605  
 D710,297 S 8/2014 Itoi ..... D12/605  
 D733,988 S 7/2015 Raninen et al. .... D12/605  
 D734,716 S 7/2015 Rittweger ..... D12/605  
 D735,653 S 8/2015 Rittweger ..... D12/605  
 D750,554 S 3/2016 Iwabuchi ..... D12/605  
 D754,063 S 4/2016 Iwabuchi ..... D12/605

D777,094 S \* 1/2017 Takahashi ..... D12/605  
 D778,816 S \* 2/2017 Tokizaki ..... D12/605  
 D791,693 S 7/2017 Iwabuchi ..... D12/605  
 D791,694 S 7/2017 Sato ..... D12/605  
 D800,647 S 10/2017 Morito ..... D12/605  
 D803,149 S 11/2017 Ishikawa ..... D12/605  
 D803,773 S \* 11/2017 Neary ..... D12/605  
 D822,590 S 7/2018 Maxwell et al. .... D12/605  
 D823,785 S 7/2018 Noel et al. .... D12/605  
 D829,644 S 10/2018 Morita ..... D12/605  
 D829,645 S 10/2018 Morita ..... D12/605  
 D830,292 S 10/2018 Baggetta et al. .... D12/605  
 D851,029 S \* 6/2019 Mishima ..... D12/605  
 D854,495 S \* 7/2019 Mishima ..... D12/605  
 D856,916 S \* 8/2019 Yamaoka ..... D12/605  
 D856,917 S \* 8/2019 Yamaoka ..... D12/605  
 D876,336 S 2/2020 Schoeppner et al. .... D12/605  
 D893,407 S \* 8/2020 Mishima ..... D12/605  
 D897,274 S 9/2020 Fontaine et al. .... D12/605  
 D897,275 S 9/2020 Fontaine et al. .... D12/605  
 D923,558 S 6/2021 Pulte, Jr. .... D12/605  
 D923,560 S 6/2021 Schoeppner et al. .... D12/605  
 D924,125 S 7/2021 Nakamura ..... D12/605  
 D924,788 S 7/2021 Kuwahara ..... D12/605  
 D931,794 S \* 9/2021 Sano ..... D12/605  
 D937,190 S \* 11/2021 Maxwell ..... D12/605  
 D947,114 S \* 3/2022 Schoeppner ..... D12/605  
 D962,155 S \* 8/2022 Maxwell ..... D12/605

\* cited by examiner

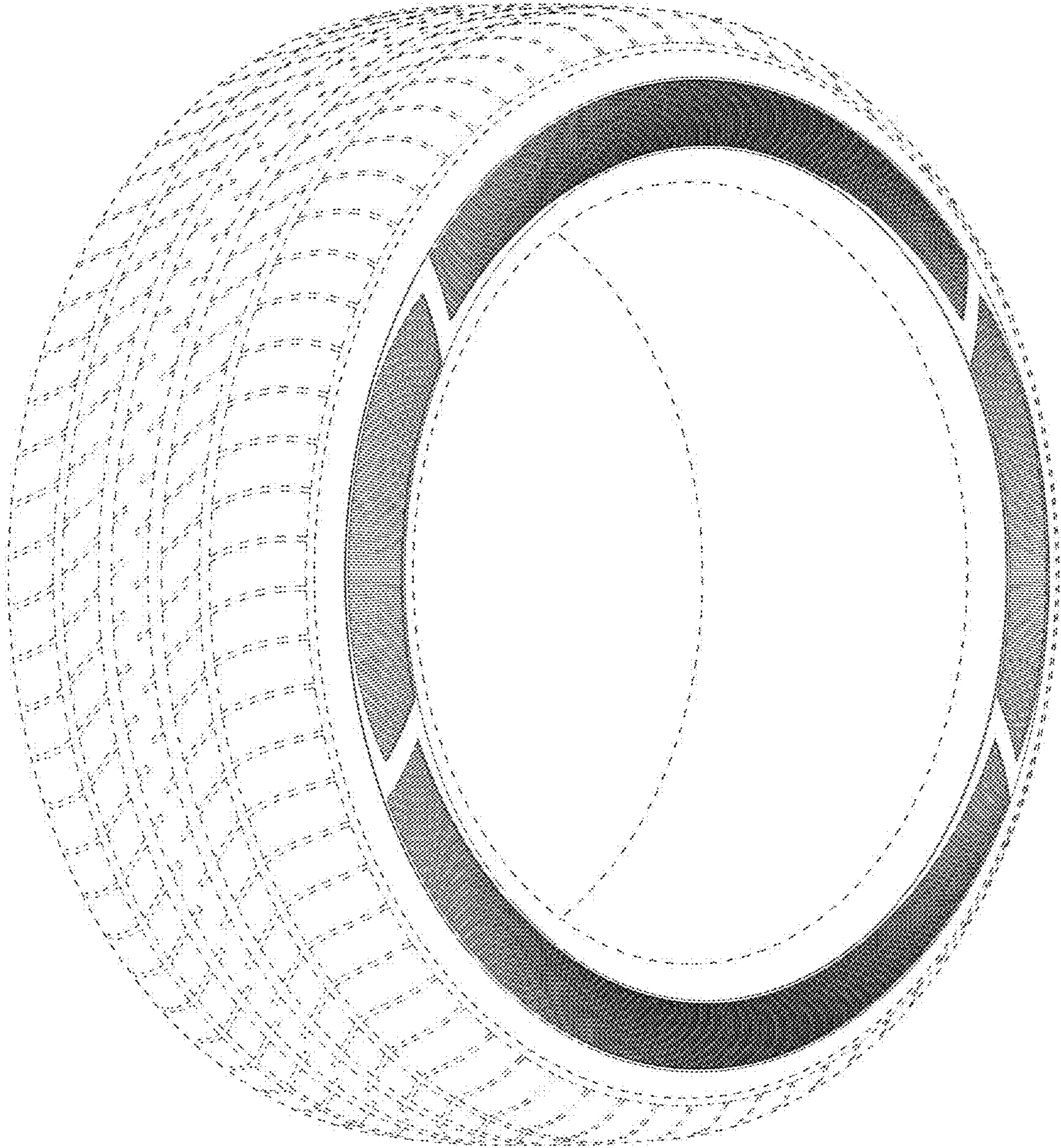


FIG - 1

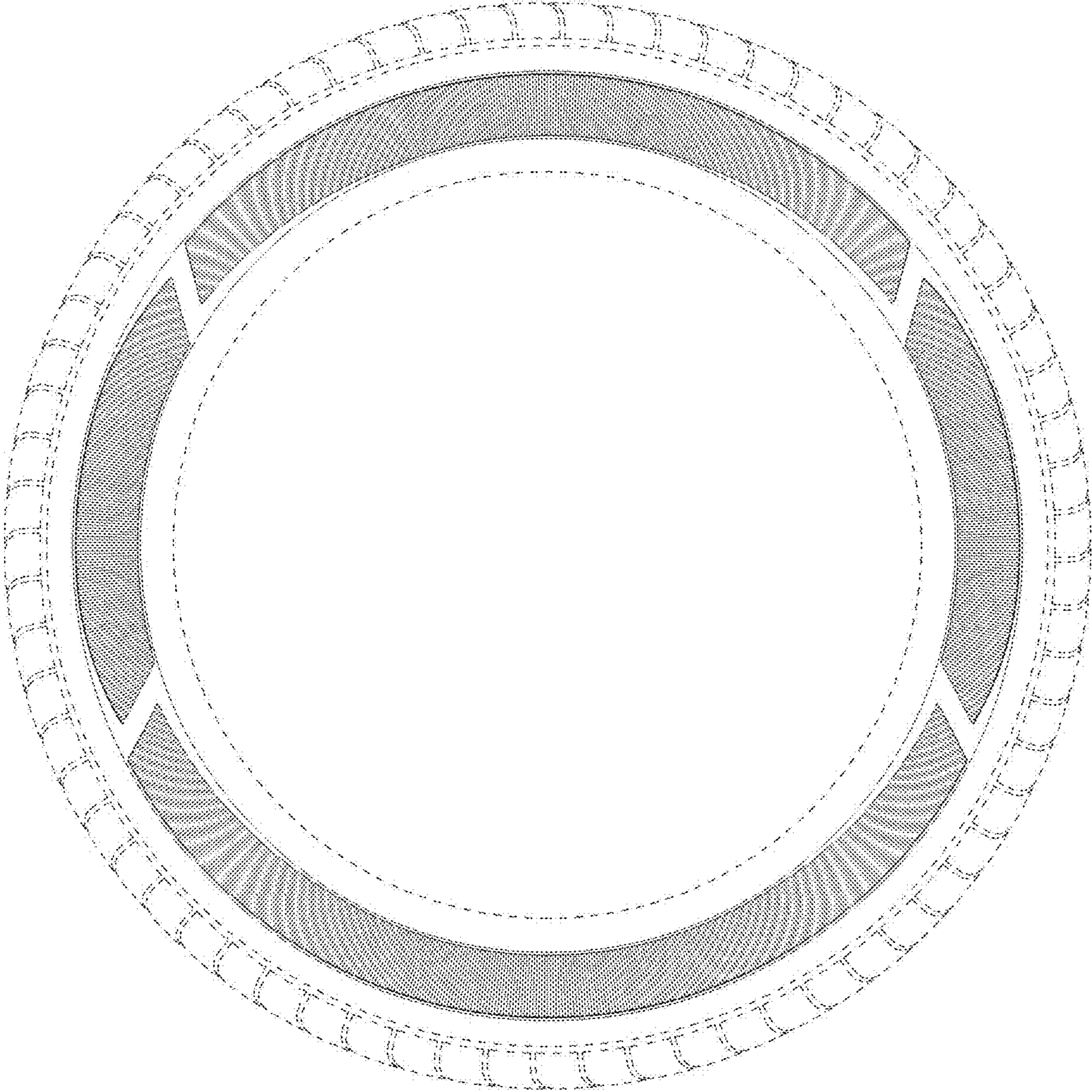


FIG - 2