



US00D988981S

(12) **United States Design Patent** (10) **Patent No.:** **US D988,981 S**
Binder (45) **Date of Patent:** **** Jun. 13, 2023**

- (54) **TIRE**
- (71) Applicant: **THE GOODYEAR TIRE & RUBBER COMPANY**, Akron, OH (US)
- (72) Inventor: **Alexander K. Binder**, Findlay, OH (US)
- (73) Assignee: **The Goodyear Tire & Rubber Company**, Akron, OH (US)
- (**) Term: **15 Years**
- (21) Appl. No.: **29/794,415**
- (22) Filed: **Jun. 11, 2021**
- (51) **LOC (14) Cl.** **12-15**
- (52) **U.S. Cl.**
USPC **D12/605**
- (58) **Field of Classification Search**
USPC D12/604, 605
CPC B60C 13/00; B60C 1/00
See application file for complete search history.

(56) **References Cited**

U.S. PATENT DOCUMENTS

D432,060 S *	10/2000	Baker	D12/605
D495,294 S *	8/2004	Ochi	D12/605
D575,728 S *	8/2008	Harvey	D12/605
D577,331 S *	9/2008	Ochi	D12/605
D663,259 S *	7/2012	Umstot	D12/605
D664,915 S *	8/2012	Maxwell	D12/605
D736,699 S *	8/2015	Dixon	D12/605
D763,786 S *	8/2016	Mathis	D12/605
D776,046 S *	1/2017	Dixon	D12/605
D779,425 S *	2/2017	Scheifele	D12/605
D782,970 S *	4/2017	Sato	D12/605
D788,695 S *	6/2017	Scheifele	D12/605
D806,641 S *	1/2018	Fujioka	D12/605
D827,562 S *	9/2018	Rogers	D12/605

D833,381 S *	11/2018	Fujioka	D12/605
D834,512 S *	11/2018	Sakamoto	D12/605
D846,488 S *	4/2019	Dixon	D12/605

(Continued)

Primary Examiner — Michelle E. Wilson

Assistant Examiner — Clese Moore, Jr.

(74) *Attorney, Agent, or Firm* — June E. Rickey

(57) **CLAIM**

The ornamental design for a tire, as shown and described.

DESCRIPTION

FIG. 1 is a perspective view of a full tire including the tire tread of the present application;

FIG. 2 is a front view thereof;

FIG. 3 is a right side view thereof the left side view being identical thereto;


FIG. 4 is an enlarged, partial perspective view taken from FIG. 1 thereof;

FIG. 5 is an enlarged, partial front view taken along Line 5-5 of FIG. 2 thereof; and,

FIG. 6 is an enlarged, partial side view the first side taken from FIG. 3 thereof.

The broken lines defining the inner bead and the sidewall on each side of the tire, and the region between these broken lines on each side of the tire depict subject matter that forms no part of the claimed tire design. Likewise, the broken lines defining the shoulder regions of the tire radially outward of the claimed buttress regions of the tire on the first and second sides and the ground engaging surface of the tire between the shoulder regions are included for the purpose of illustrating the full tire and depict subject matter that forms no part of the claimed tire design. Likewise, the tire interior forms no part of the claim. The tread pattern is understood to repeat throughout the circumference of the tire. The other side view is identical to the illustrated side view. The dashed broken lines indicating an enlargement portion of the design form no part of the claimed design.

1 Claim, 6 Drawing Sheets



(56)

References Cited

U.S. PATENT DOCUMENTS

D847,088	S	*	4/2019	Scheifele	D12/605
D848,942	S	*	5/2019	Scheifele	D12/605
D852,733	S	*	7/2019	Kuwano	D12/605
D870,032	S	*	12/2019	Hoshino	D12/605
D877,698	S	*	3/2020	Lundgren	D12/605
D879,024	S	*	3/2020	Thieman	D12/900
D883,192	S	*	5/2020	Wada	D12/605
D883,912	S	*	5/2020	Djabour	D12/605
D908,605	S	*	1/2021	Dixon	D12/605

* cited by examiner

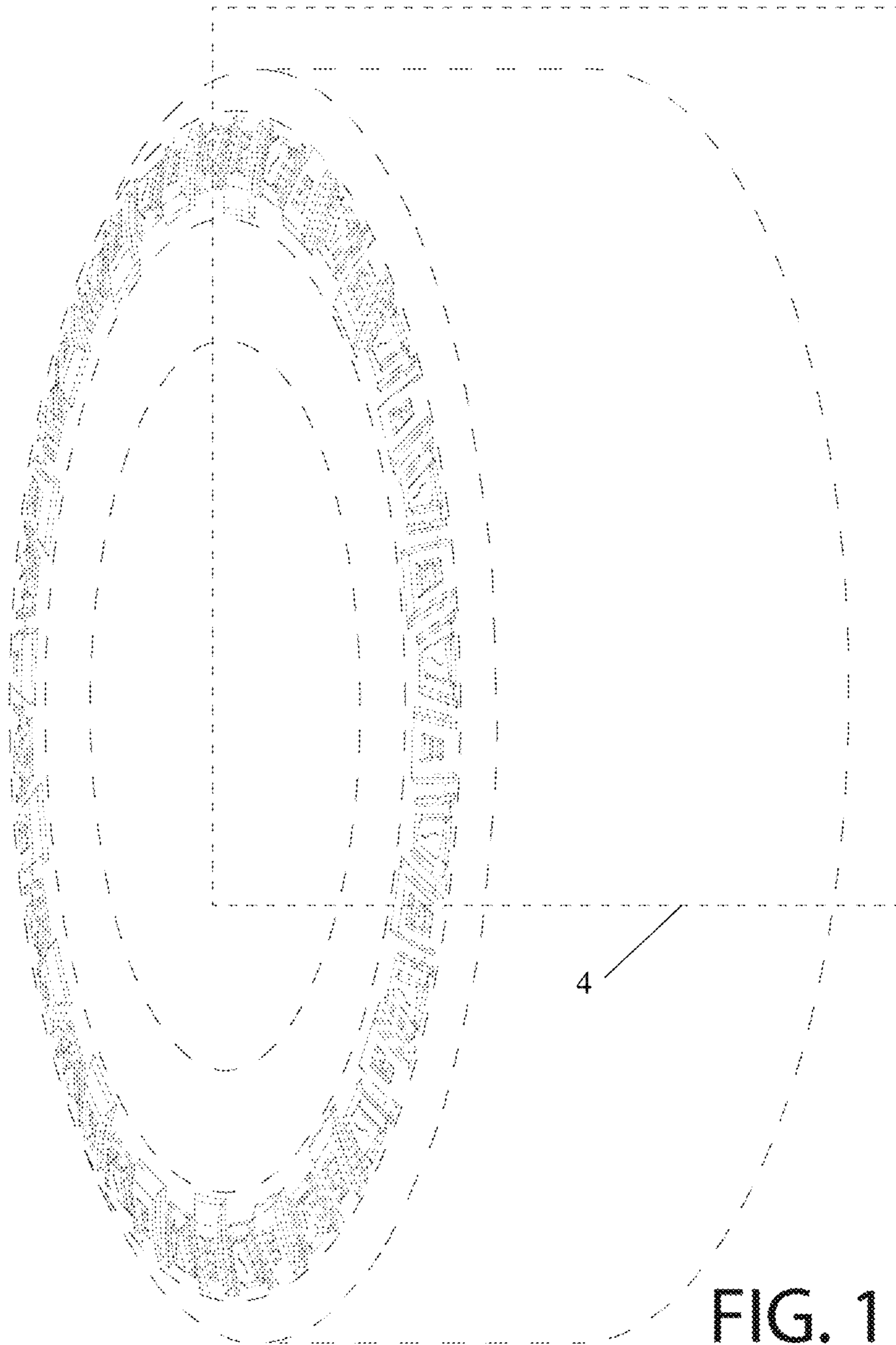
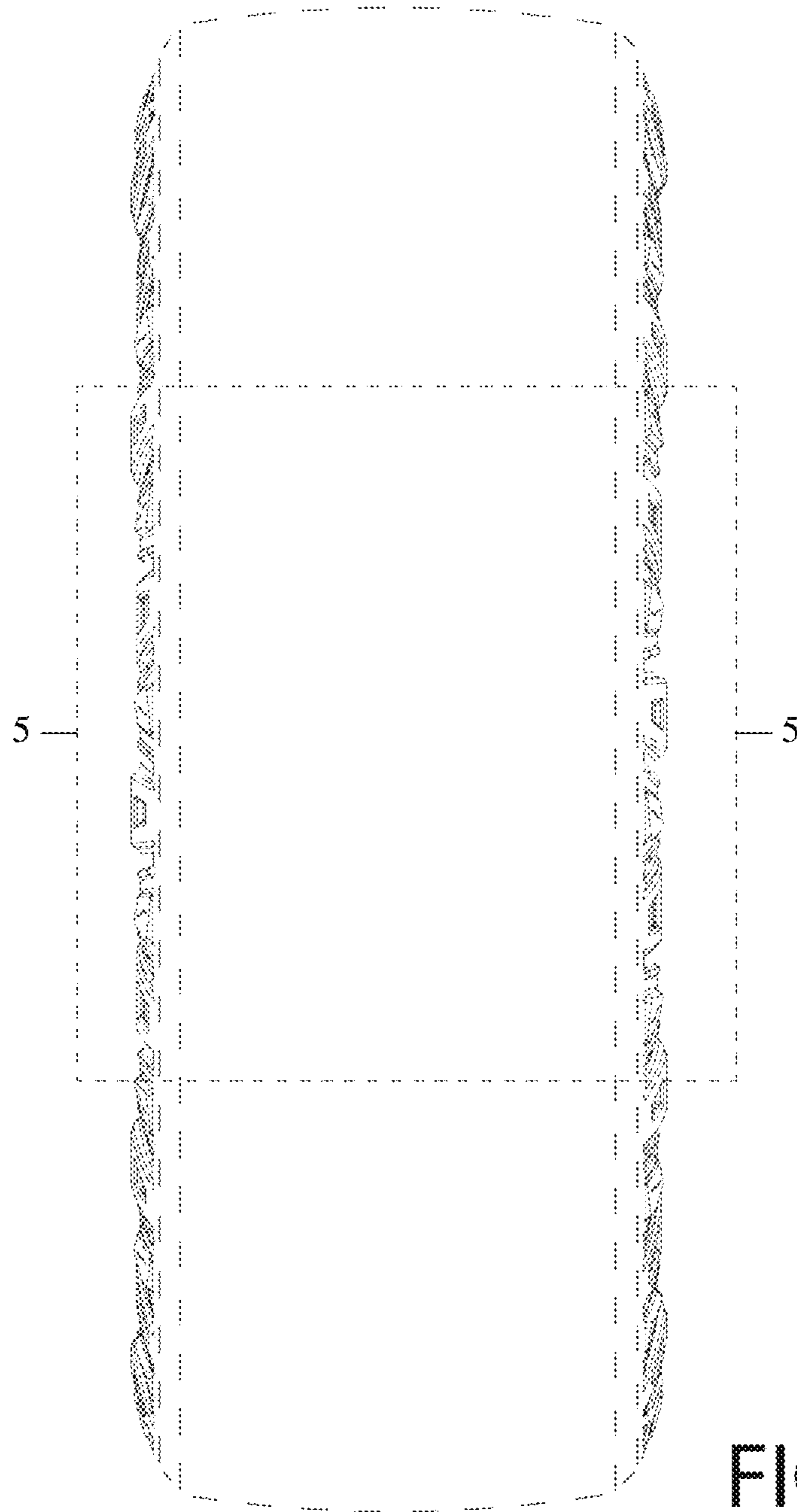


FIG. 1



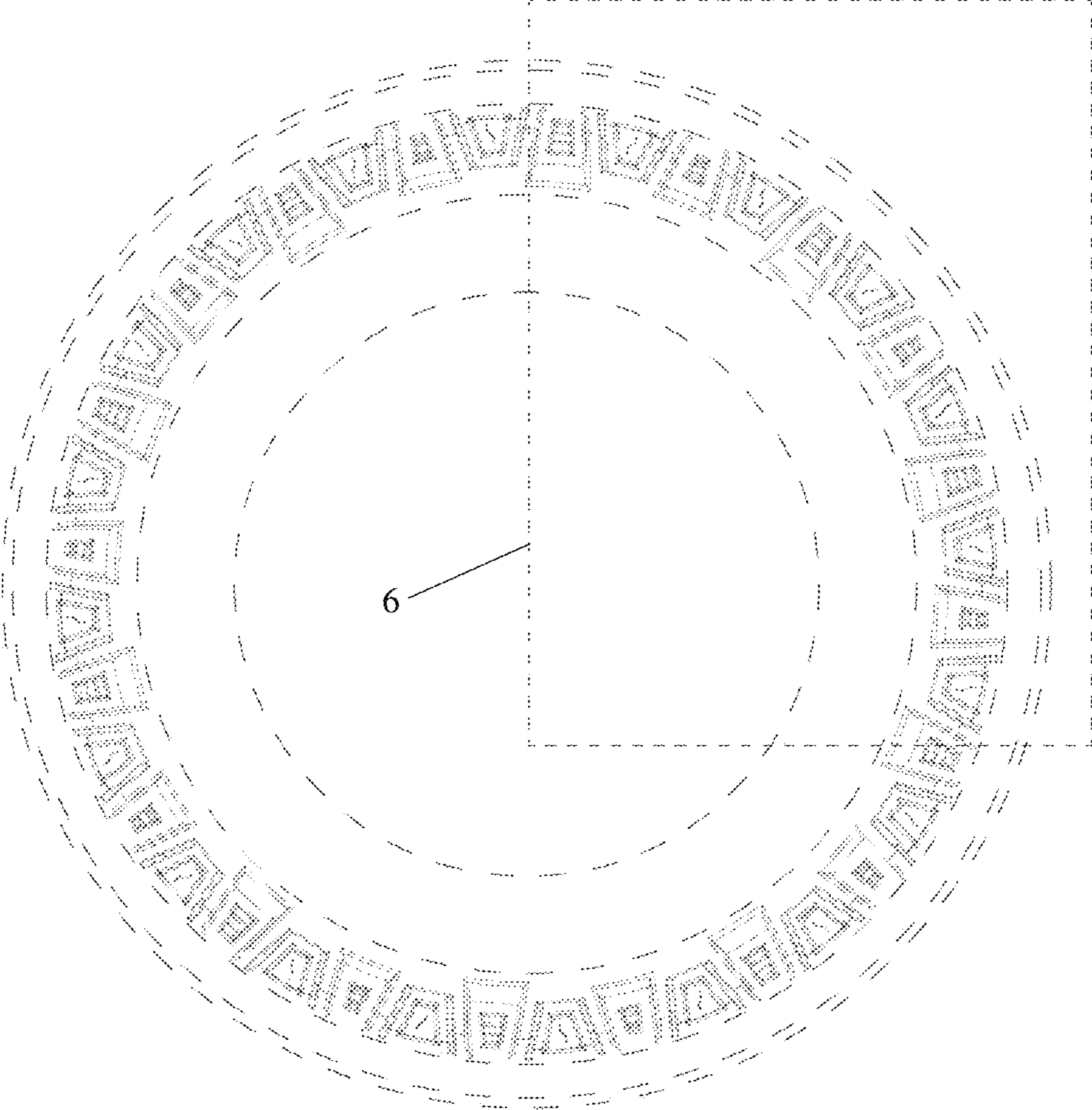


FIG. 3




FIG. 4




FIG. 5



FIG. 6