



US00D988973S

(12) **United States Design Patent**  
**Benjamin et al.**

(10) **Patent No.:** **US D988,973 S**

(45) **Date of Patent:** **\*\* Jun. 13, 2023**

(54) **AUTOMOBILE INTERIOR**

(71) Applicants: **Chris A. Benjamin**, Royal Oak, MI (US); **Dwayne Jackson**, Lake Orion, MI (US); **Zhe Garrison**, Royal Oak, MI (US); **Ludwin Cruz**, Troy, MI (US)

(72) Inventors: **Chris A. Benjamin**, Royal Oak, MI (US); **Dwayne Jackson**, Lake Orion, MI (US); **Zhe Garrison**, Royal Oak, MI (US); **Ludwin Cruz**, Troy, MI (US)

(73) Assignee: **FCA US LLC**, Auburn Hills, MI (US)

(\*\*) Term: **15 Years**

(21) Appl. No.: **29/764,842**

(22) Filed: **Jan. 4, 2021**

(51) **LOC (14) Cl.** ..... **12-16**

(52) **U.S. Cl.**  
USPC ..... **D12/192**

(58) **Field of Classification Search**  
USPC ..... D12/192, 415, 114, 345, 419; D15/17, D15/28

CPC ..... B60H 1/34; B60H 1/3407; B60H 1/3428; B60H 1/3435; B60H 1/3442; B60H 1/345; B60H 1/3457

See application file for complete search history.

(56) **References Cited**

**U.S. PATENT DOCUMENTS**

D803,120 S \* 11/2017 Boas ..... D12/192  
D808,873 S \* 1/2018 Joyce ..... D12/192

D809,443 S \* 2/2018 Walker ..... D12/192  
D824,306 S \* 7/2018 Joyce ..... D12/192  
D826,813 S \* 8/2018 Carr ..... D12/192  
D828,259 S \* 9/2018 Takagi ..... D12/192  
D841,544 S \* 2/2019 Buttery ..... D12/192  
D844,515 S \* 4/2019 Webber ..... D12/192  
D847,054 S \* 4/2019 Yamada ..... D12/192  
D847,055 S \* 4/2019 De Vienne ..... D12/192  
D863,162 S \* 10/2019 Schneider ..... D12/192  
D864,066 S \* 10/2019 Ray ..... D12/192  
D864,815 S \* 10/2019 Ray ..... D12/192  
D889,340 S \* 7/2020 Lun ..... D12/192  
D940,028 S \* 1/2022 Benjamin ..... D12/192  
D940,619 S \* 1/2022 Jimenez ..... D12/192

\* cited by examiner

*Primary Examiner* — Holly E Thurman

*Assistant Examiner* — Jerry Shiuan-Hua Hsu

(74) *Attorney, Agent, or Firm* — Ralph E. Smith

(57) **CLAIM**

The ornamental design for an automobile interior, as shown and described.

**DESCRIPTION**

FIG. 1 is a left, front, top perspective view of an automobile interior showing our new design;

FIG. 2 is a right, front, top perspective view thereof;

FIG. 3 is a front elevation view thereof;

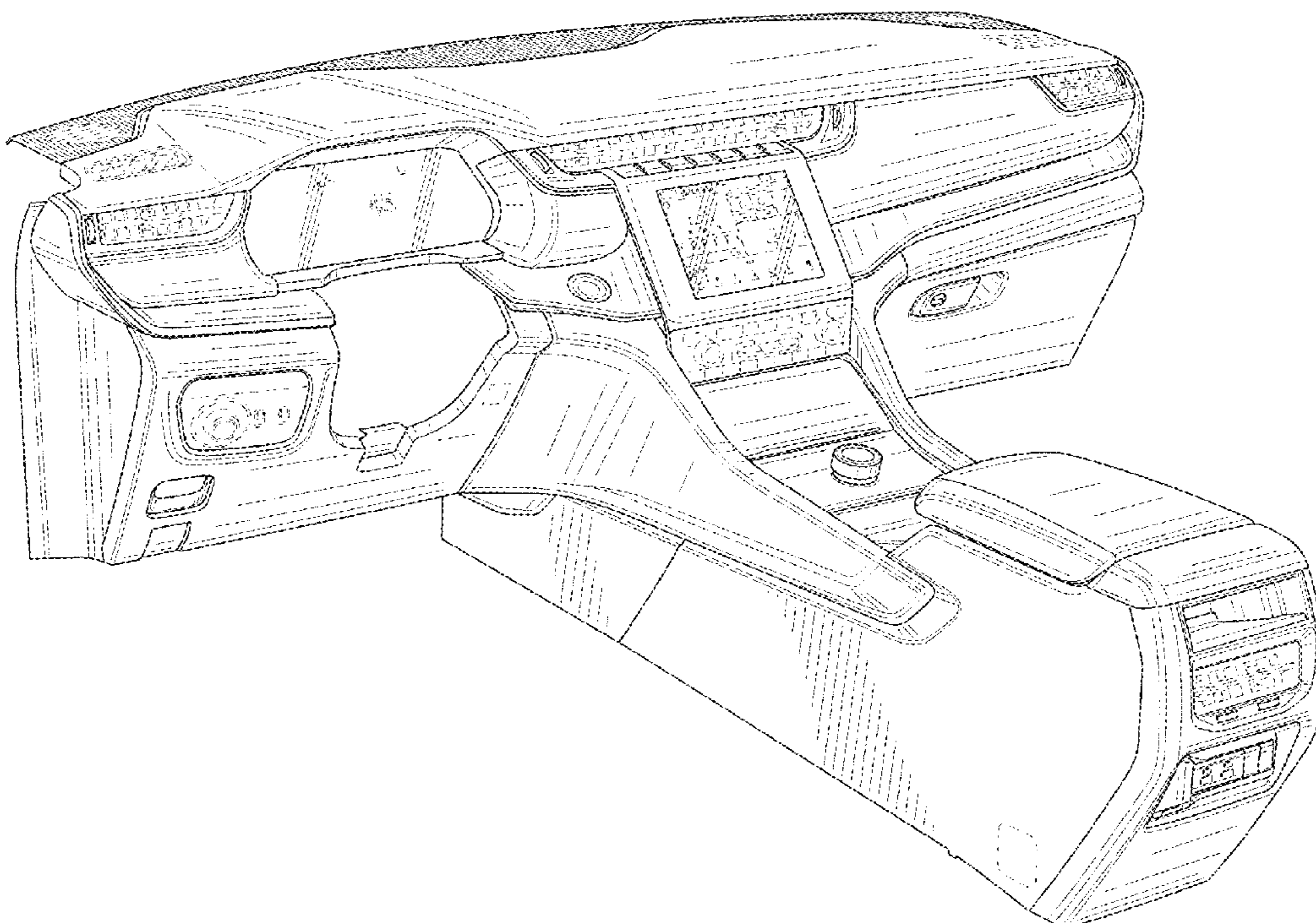
FIG. 4 is a top plan view thereof;

FIG. 5 is a right side elevation view thereof; and,

FIG. 6 is a left side elevation view thereof.

The broken lines illustrate portions of the automobile interior which form no part of the claimed design.

**1 Claim, 6 Drawing Sheets**



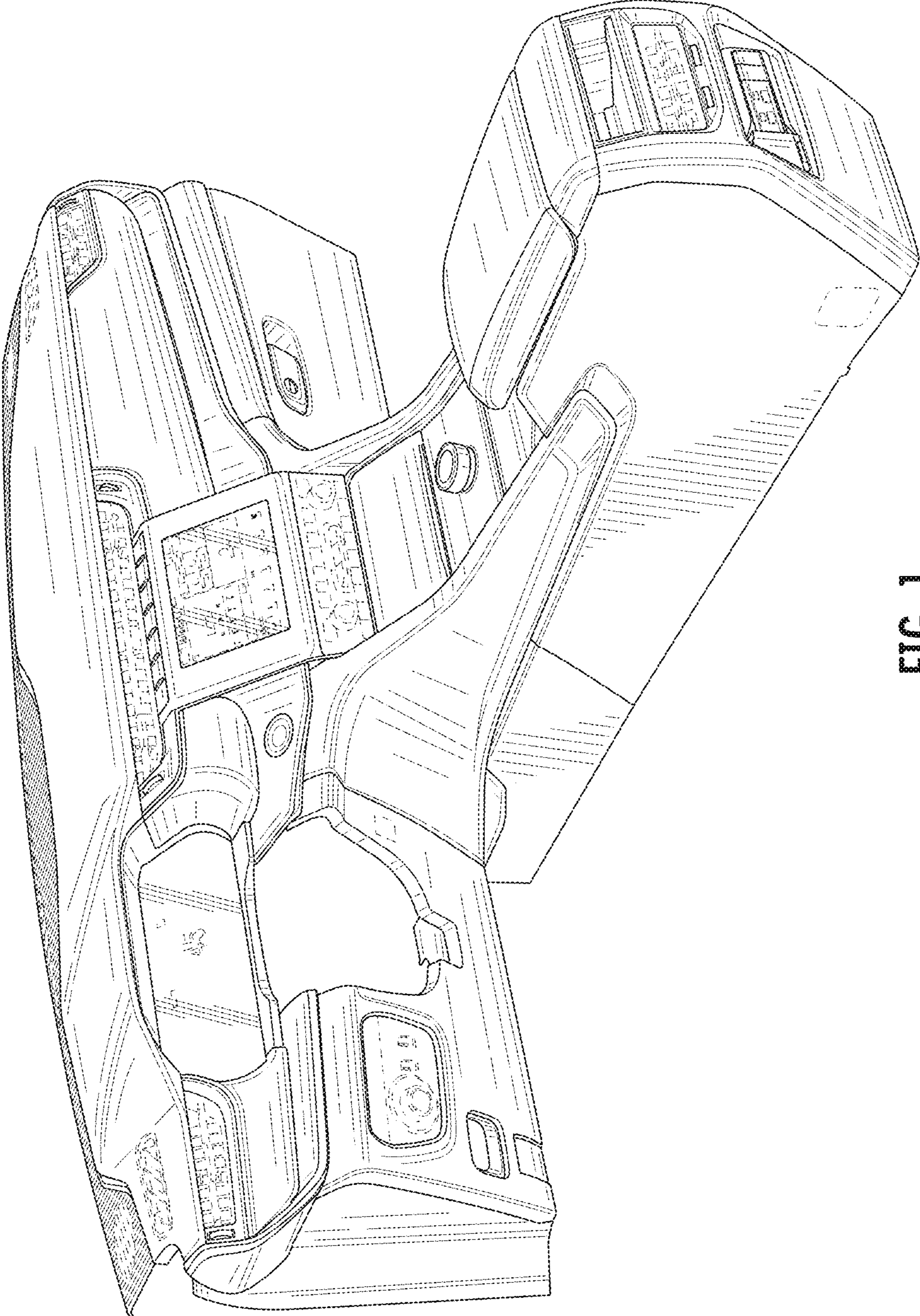


FIG. 1

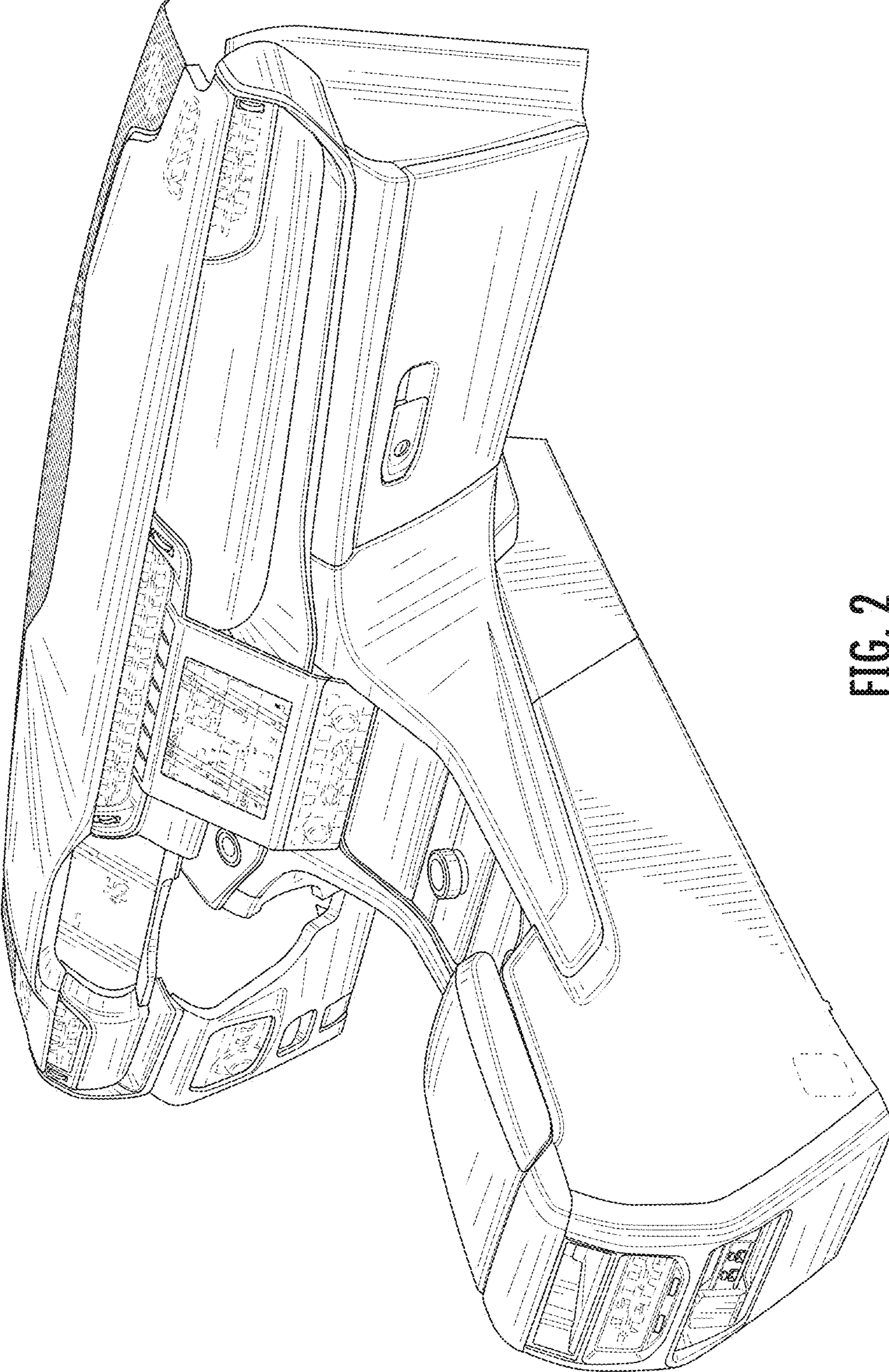


FIG. 2

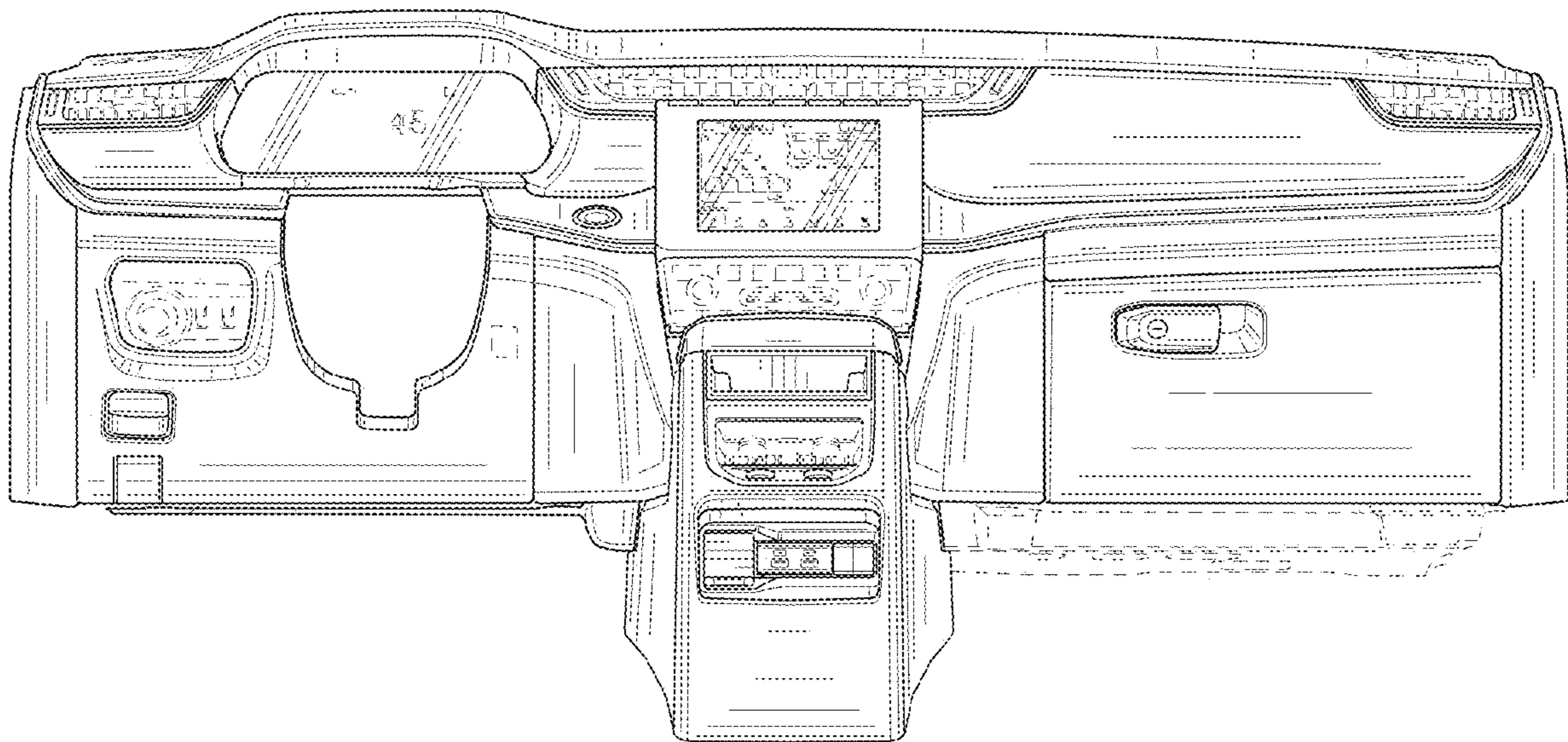


FIG. 3

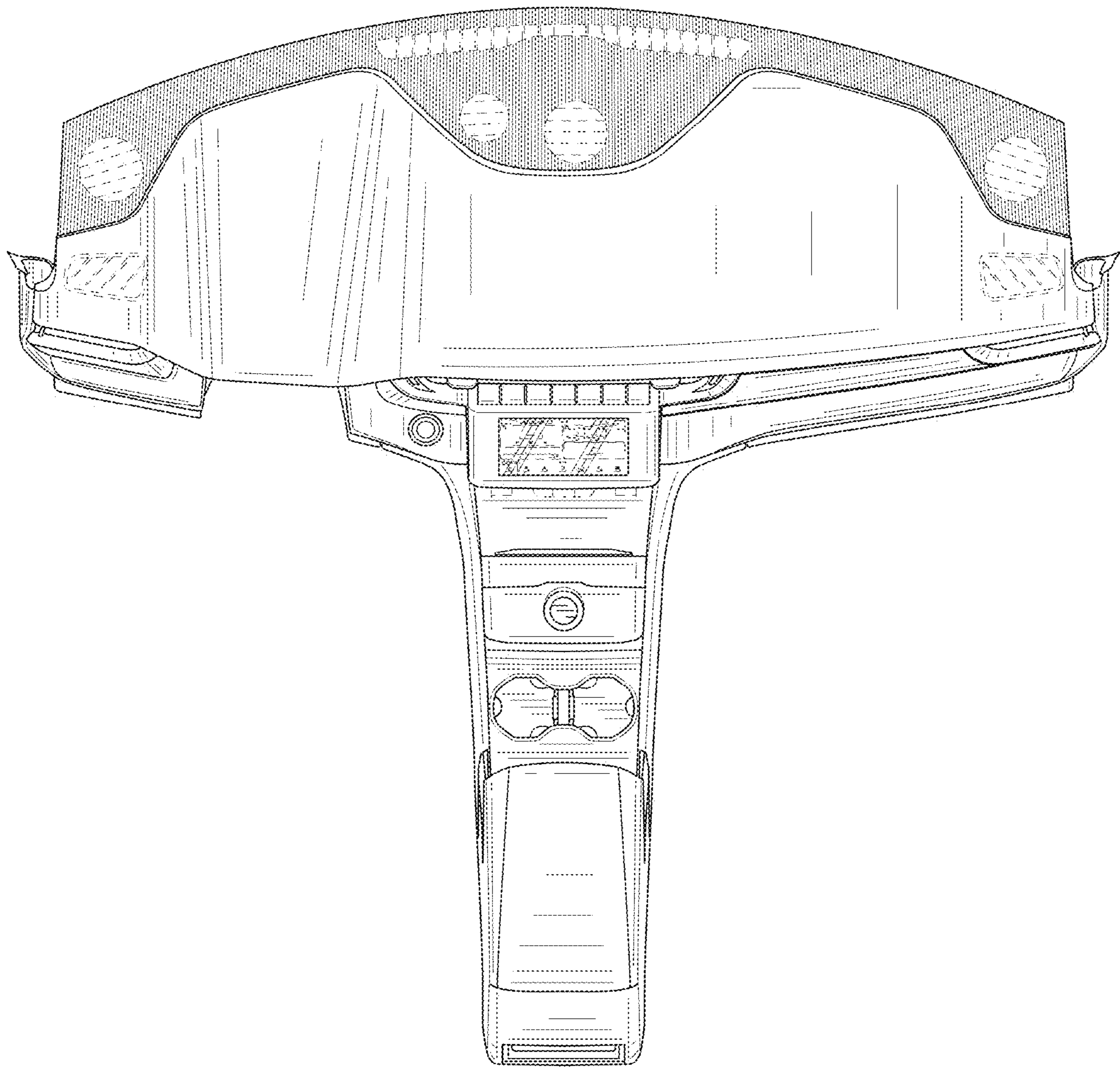


FIG. 4

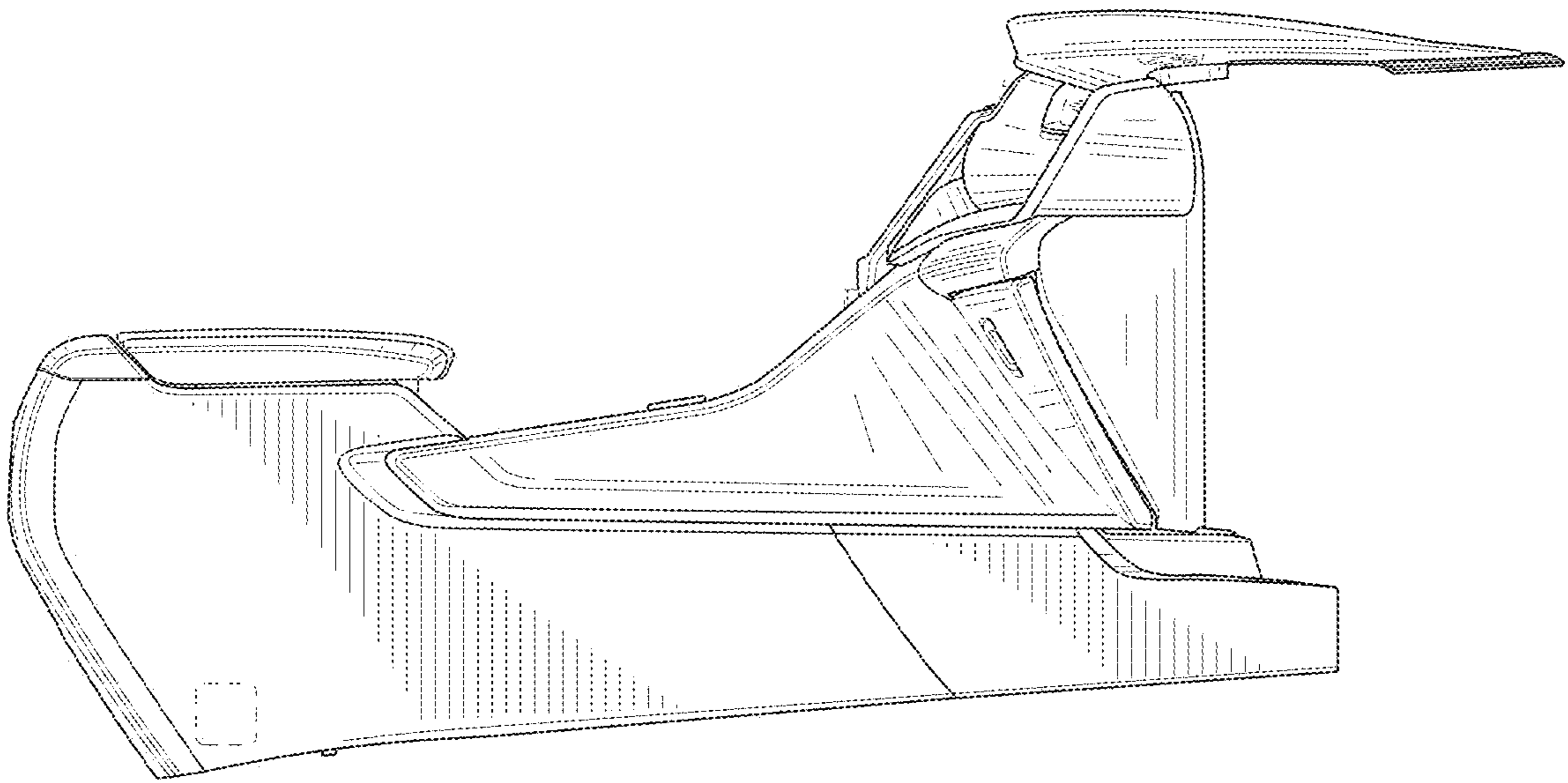


FIG. 5

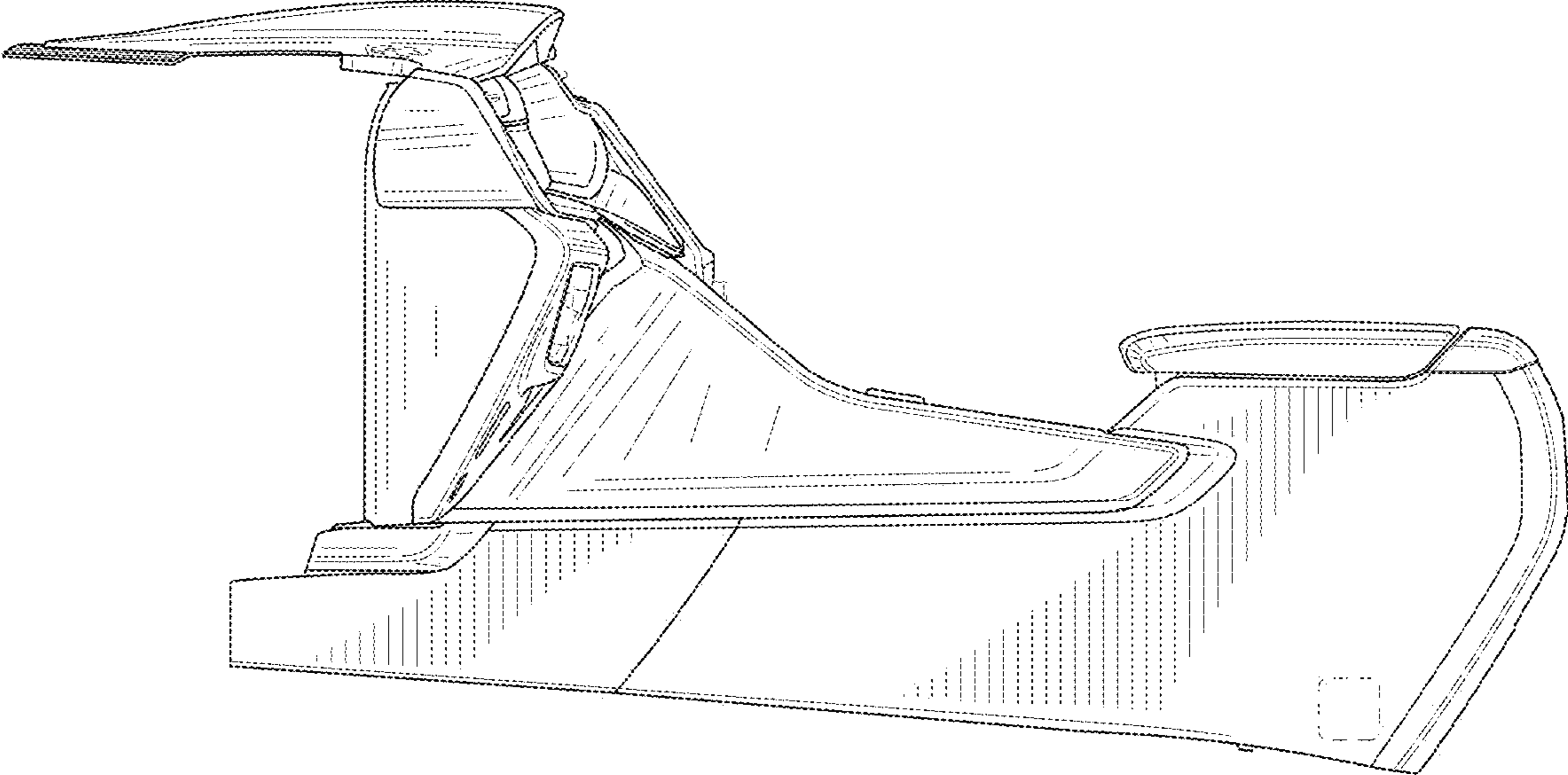


FIG. 6