



US00D988960S

(12) **United States Design Patent**  
**Lee**

(10) **Patent No.:** **US D988,960 S**  
(45) **Date of Patent:** **\*\* Jun. 13, 2023**

(54) **AUTOMOTIVE WHEEL**

(71) Applicant: **MKW ALLOY, INC.**, City of Industry, CA (US)

(72) Inventor: **Kevin Lee**, Yorba Linda, CA (US)

(73) Assignee: **MKW ALLOY, INC.**, City of Industry, CA (US)

(\*\*) Term: **15 Years**

(21) Appl. No.: **29/757,467**

(22) Filed: **Nov. 5, 2020**

(51) **LOC (14) Cl.** ..... **12-16**

(52) **U.S. Cl.**  
USPC ..... **D12/209**

(58) **Field of Classification Search**  
USPC ..... D12/204–213; D21/563  
CPC .... B60B 7/00; B60B 7/01; B60B 7/02; B60B 7/04; B60B 7/06; B60B 3/02; B60B 3/04; B60B 3/06; B60B 3/10; B60B 1/00; B60B 1/08; B60B 1/10; B60B 1/12  
See application file for complete search history.

(56) **References Cited**

**U.S. PATENT DOCUMENTS**

D817,843 S *	5/2018	Hale, Jr.	.....	D12/209
D840,900 S *	2/2019	Licklitter	.....	D12/211
D842,186 S *	3/2019	Kong	.....	D12/209
D857,592 S *	8/2019	Han	.....	D12/209
D863,190 S *	10/2019	Han	.....	D12/209
D877,676 S *	3/2020	Lee	.....	D12/209
D894,077 S *	8/2020	Lee	.....	D12/209

D913,183 S *	3/2021	Aslam	.....	D12/211
D929,292 S *	8/2021	Han	.....	D12/209
D930,546 S *	9/2021	Han	.....	D12/209
D941,730 S *	1/2022	Podlovits	.....	D12/209
D942,352 S *	2/2022	Han	.....	D12/209
D942,355 S *	2/2022	Han	.....	D12/209

**OTHER PUBLICATIONS**

Hostile H122 Reaper, Published Aug. 27, 2021 [online], [retrieved on Jun. 14, 2022]. Retrieved from the Internet: <https://www.amazon.com/Hostile-H122-REAPER-Custom-Wheel/dp/B097PLFC1V> (Year: 2021).\*

\* cited by examiner

*Primary Examiner* — Cary M Robinson  
*Assistant Examiner* — Adam C Mager

(74) *Attorney, Agent, or Firm* — Ahn IP Law



(57) **CLAIM**

The ornamental design for an automotive wheel, as shown and described.

**DESCRIPTION**

FIG. 1 is a perspective view of an automotive wheel, showing my new design;  
FIG. 2 is a front view thereof;  
FIG. 3 is a perspective view of a second embodiment of an automotive wheel, showing my new design; and,  
FIG. 4 is a front view thereof.  
The broken line showing in the figures is for the purpose of illustrating environmental structure and forms no part of the design.

**1 Claim, 4 Drawing Sheets**






FIG. 1




FIG. 2




FIG. 3




FIG. 4