



US00D988954S

(12) **United States Design Patent** (10) **Patent No.:** **US D988,954 S**
McMath (45) **Date of Patent:** **** Jun. 13, 2023**

(54) **PAIR OF VEHICLE REAR FENDERS**

(71) Applicant: **Landon Cole McMath**, Riverside, CA (US)
(72) Inventor: **Landon Cole McMath**, Riverside, CA (US)
(**) Term: **15 Years**

(21) Appl. No.: **29/813,092**

(22) Filed: **Oct. 26, 2021**

(51) **LOC (14) Cl.** **12-16**

(52) **U.S. Cl.**
USPC **D12/184**

(58) **Field of Classification Search**
USPC D12/114, 181, 184, 196; D15/28
CPC B60R 13/00; B60R 13/08; B32B 27/08;
B62D 25/02; B62D 25/16; B62D 25/18
See application file for complete search history.

(56) **References Cited**

U.S. PATENT DOCUMENTS

D623,103 S *	9/2010	Braga	D12/181
D712,324 S *	9/2014	McFarlin	D12/181
D839,806 S *	2/2019	Chi	D12/184
D855,519 S *	8/2019	Bundy	D12/184
D861,561 S *	10/2019	Mallicote	D12/184
D875,006 S *	2/2020	DiCanzio	D12/184
D892,694 S *	8/2020	Li	D12/196
D898,640 S *	10/2020	Rose	D12/184
D901,348 S *	11/2020	Goodrich	D12/184
D911,893 S *	3/2021	Li	D12/184
D925,421 S *	7/2021	Mallicote	D12/184
D935,965 S *	11/2021	Yang	D12/184
D960,059 S *	8/2022	Mallicote	D12/184

OTHER PUBLICATIONS

Fender Flares. (Design—© Questel) orbit.com. [Online PDF compilation of references] 40 pgs. Print Dates Range Apr. 25, 2019-Oct. 10, 2003 [Retrieved Mar. 21, 2023].*
Nilight Off-Road Fender Flares Kit. Oct. 21, 2020. Amazon. <https://www.amazon.com/Nilight-Compatible-2007-2018-Heavy-Duty-JK-63D/dp/B08LK7YLC7?th=1>.*
OEDRO Flat Front & Rear Fender Flares. Oct. 11, 2018. Amazon. <https://www.amazon.com/oEdRo-Competible-2007-2018-Wrangler-Unlimited/dp/B07JC3HZZT?th=1>.*
Jeep Gladiator Slim Fender Flares. 2020. DV8 Offroad. <https://dv8offroad.com/products/jeep-gladiator-fender-flares-fdgl-01>.*

* cited by examiner

Primary Examiner — George D. Kirschbaum

Assistant Examiner — Suzanne E Tisdell

(74) *Attorney, Agent, or Firm* — Harrington & Harrington; Curtis L. Harrington

(57) **CLAIM**

The ornamental design for a pair of vehicle rear fenders, as shown and described.

DESCRIPTION

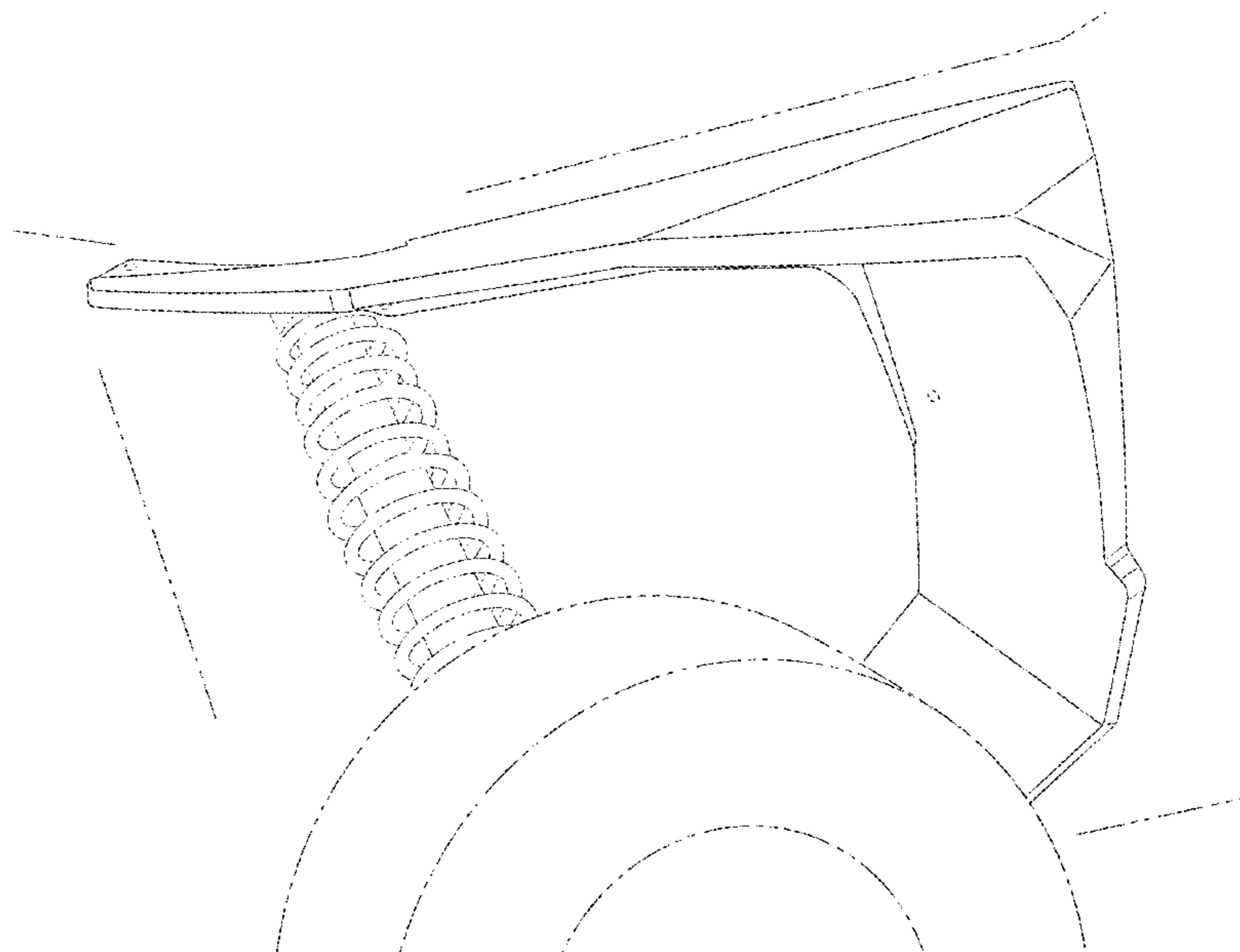
FIG. 1 is a right upper perspective view of a pair of vehicle rear fenders showing my new design;
FIG. 2 is a right side elevational view thereof;
FIG. 3 is a rear side elevational view thereof;
FIG. 4 is a front side elevational view thereof;
FIG. 5 top plan view thereof; and,
FIG. 6 is a bottom plan view thereof.

The dash-dash even broken lines illustrate and surround portions of the pair of vehicle rear fenders that form no part of the claimed design.

The “long dash-short dash-short dash” broken lines shown in the drawings illustrate vehicle environmental subject matter which forms no part of the claimed design.

The other of the pair of vehicle rear fenders, having a mirror image, is not separately illustrated in the drawing views.

1 Claim, 5 Drawing Sheets



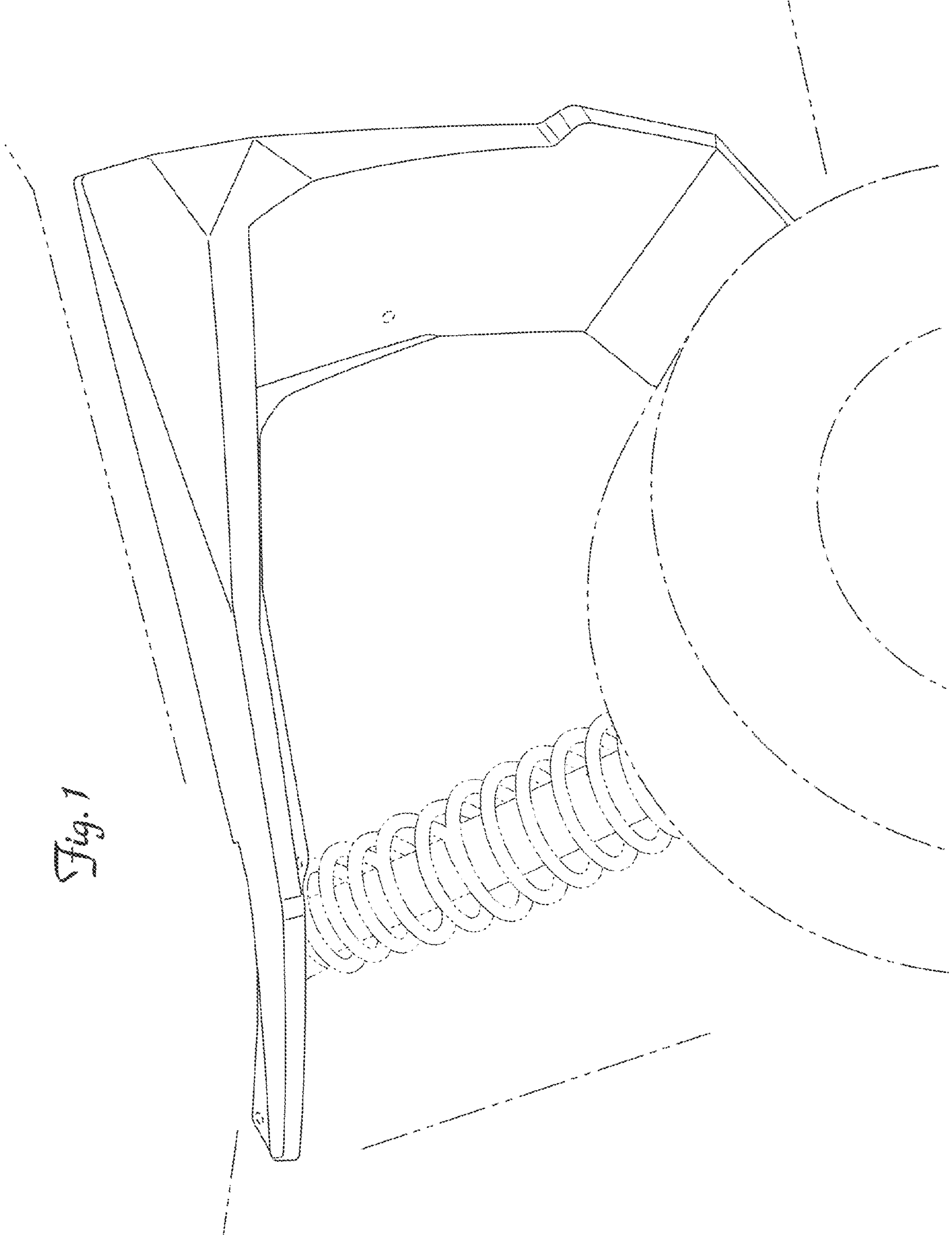


Fig. 1

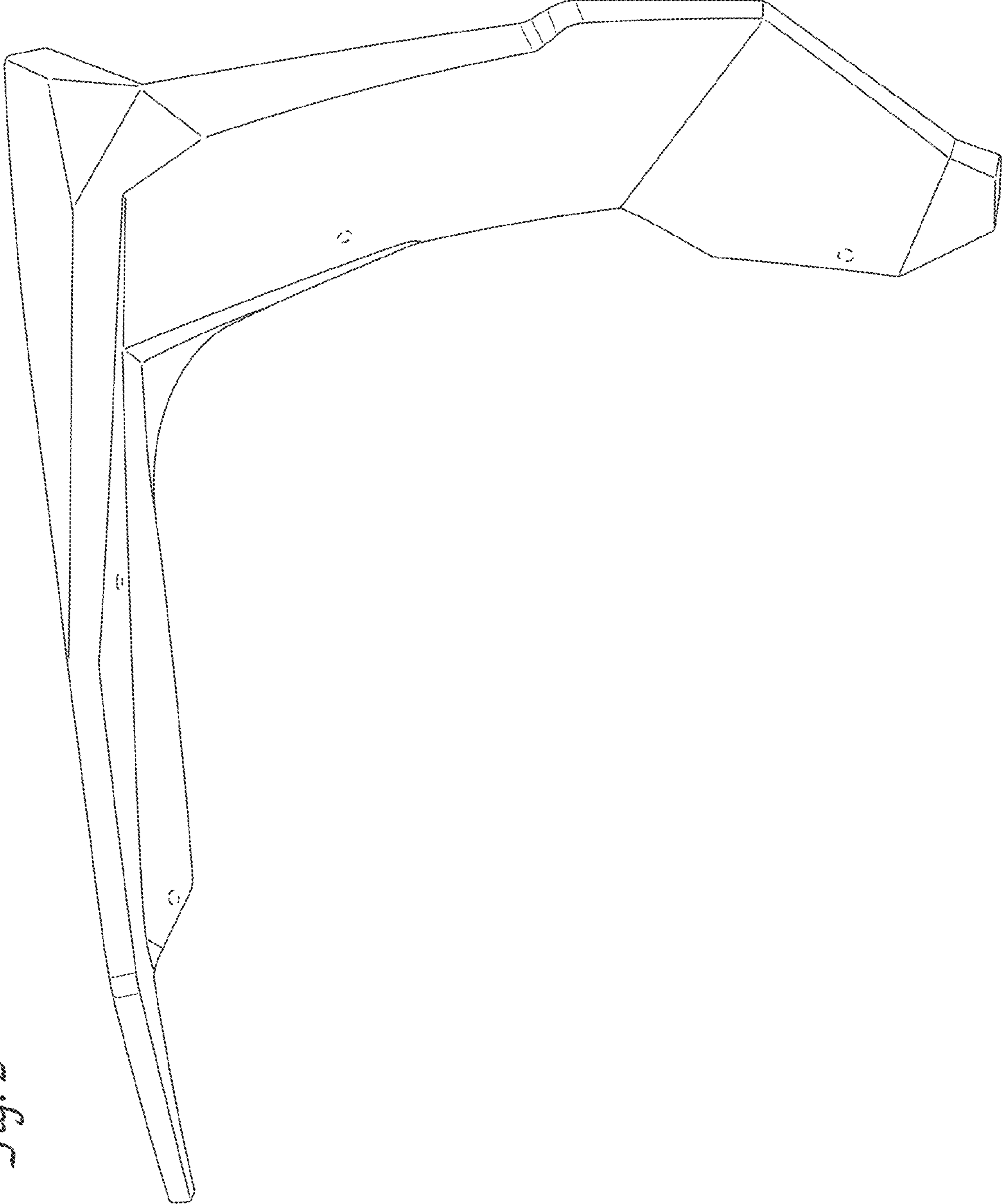


Fig. 2

Fig. 4

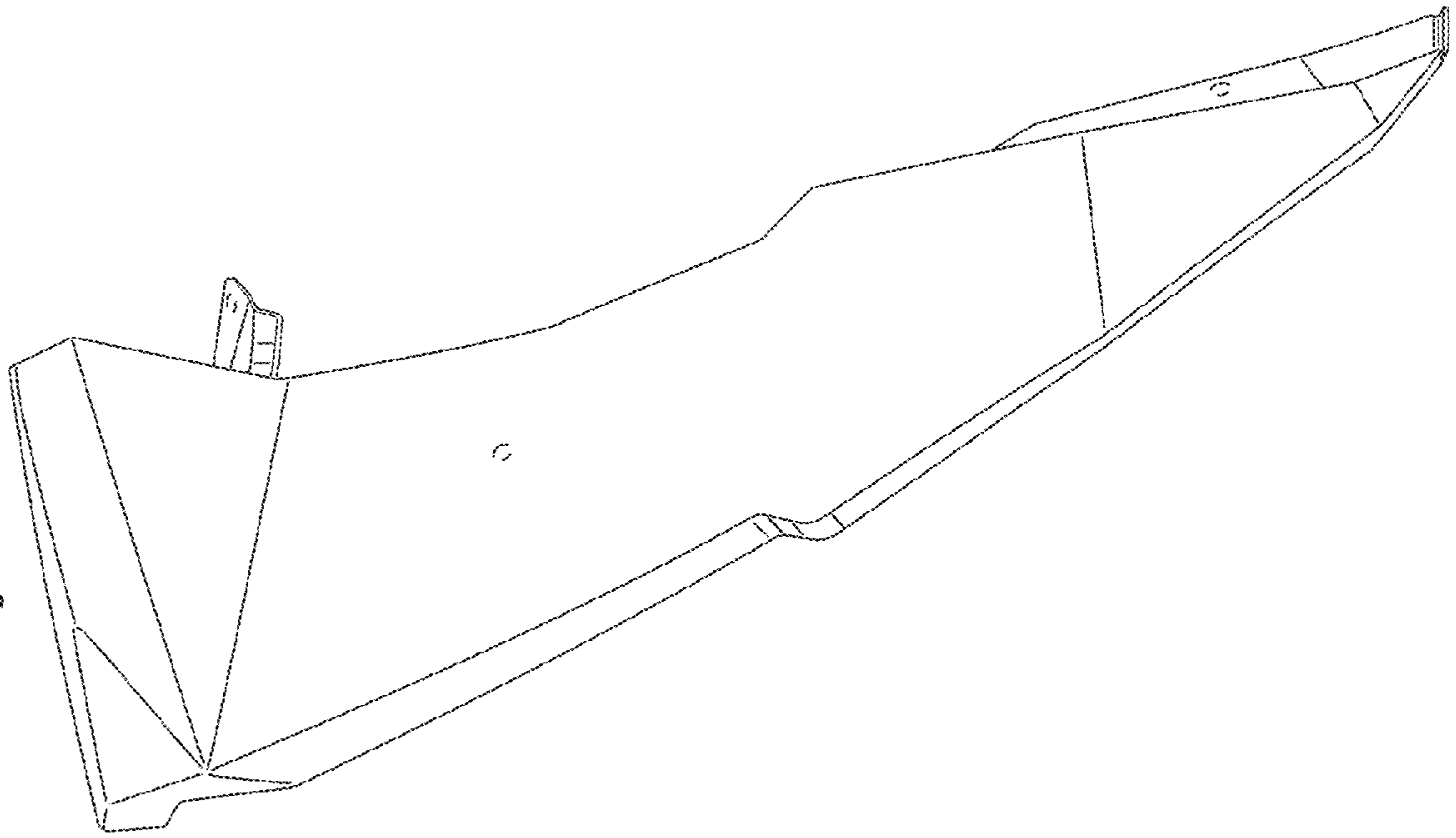
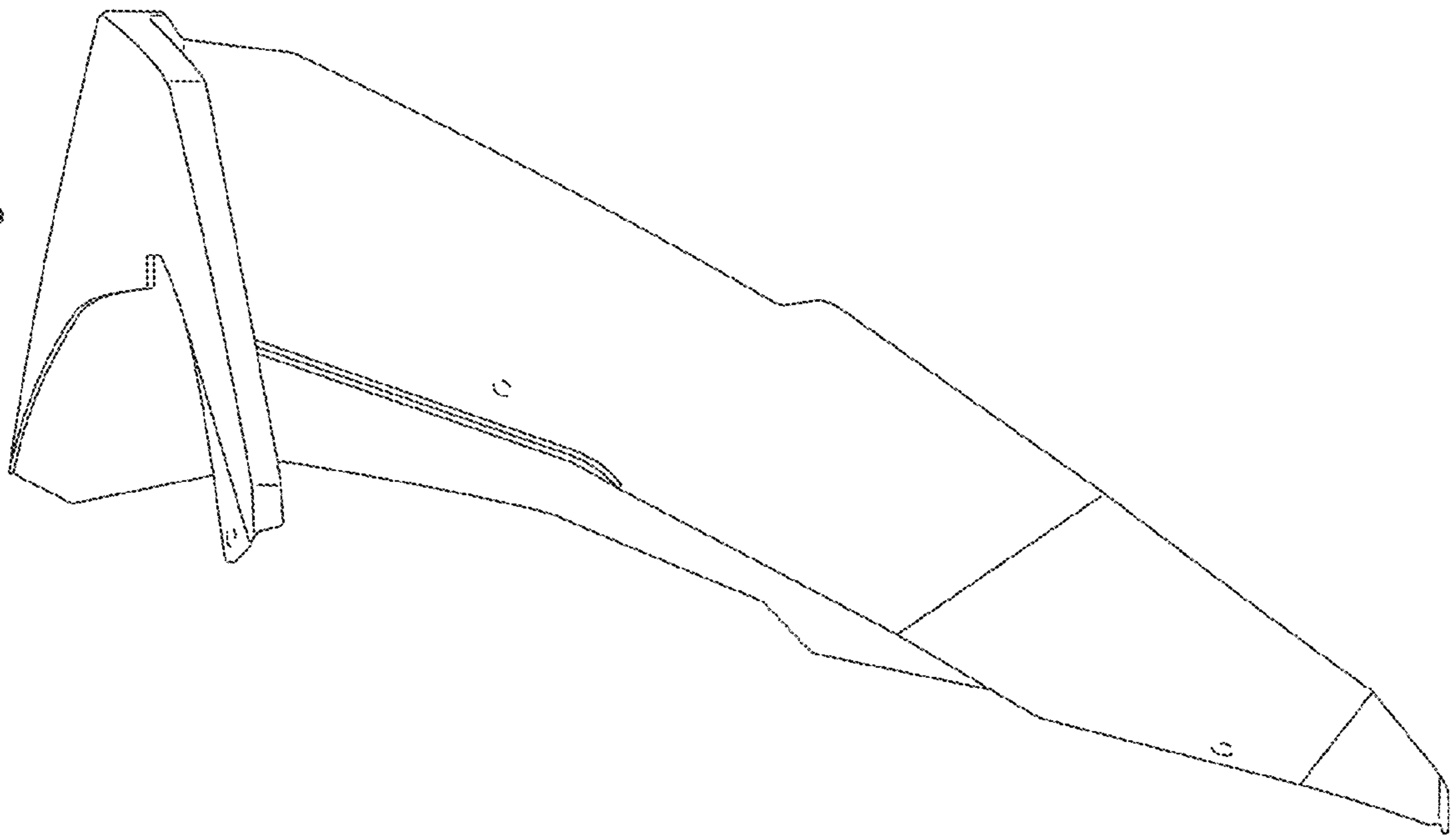


Fig. 3



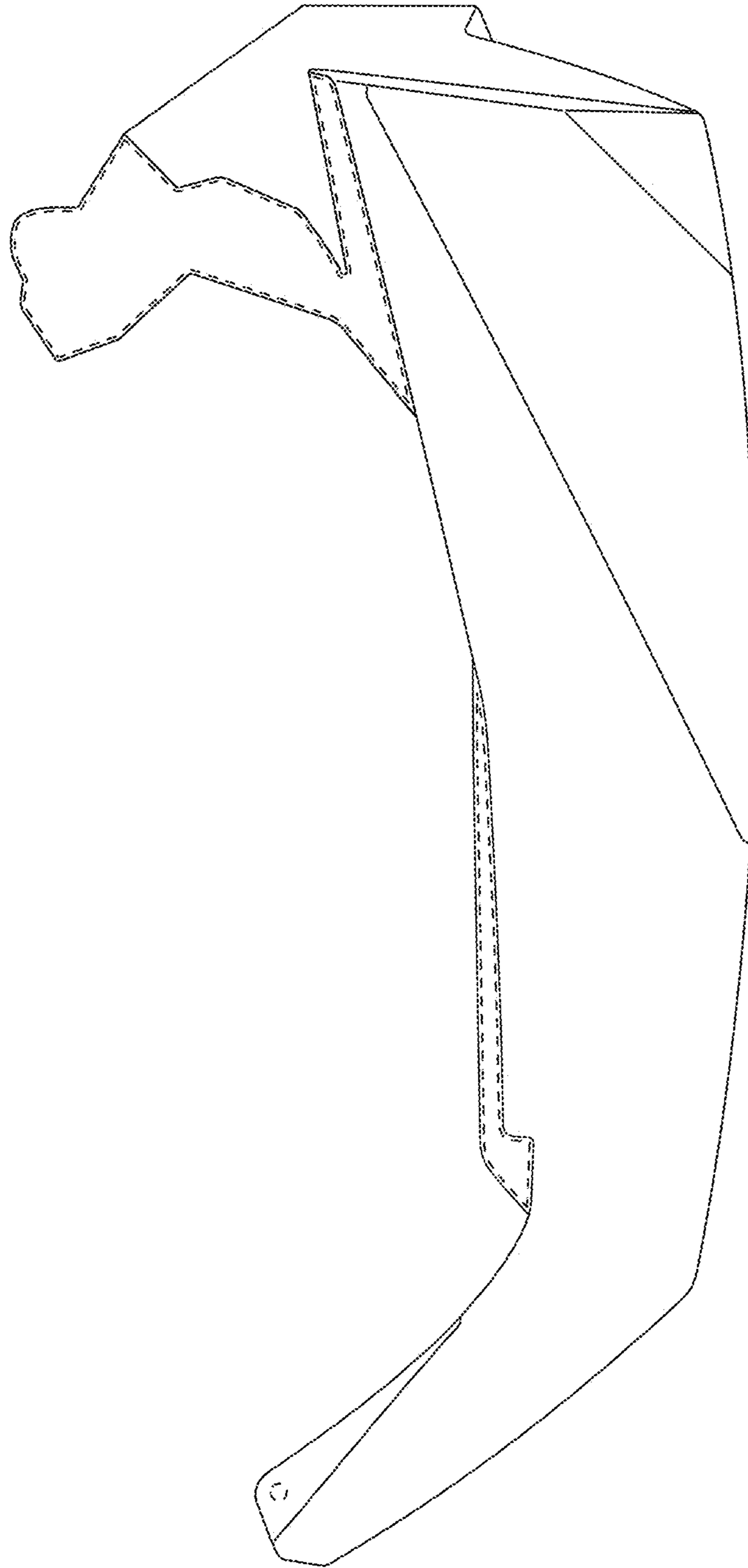


Fig. 5

Fig. 6

