



US00D988947S

(12) **United States Design Patent**
Tsai

(10) **Patent No.:** **US D988,947 S**

(45) **Date of Patent:** **** Jun. 13, 2023**

- (54) **CAR FRONT BODY PANEL**
- (71) Applicant: **Stay Tuned Performance**, Walnut, CA (US)
- (72) Inventor: **Yaw Hong Tsai**, Hacienda Heights, CA (US)
- (**) Term: **15 Years**
- (21) Appl. No.: **29/808,216**
- (22) Filed: **Sep. 17, 2021**
- (51) **LOC (14) Cl.** **12-16**
- (52) **U.S. Cl.**
USPC **D12/196; D12/181**
- (58) **Field of Classification Search**
USPC D12/196, 181, 169, 86, 90-92, 163, 190, D12/98, 164; 293/102, 113, 115, 117, 293/120, 193.11; 296/180.1, 180.2
CPC B60R 19/02; B60R 19/04; B62D 25/08
See application file for complete search history.

- D930,525 S * 9/2021 Lee B62D 35/005 D12/169
- D933,530 S * 10/2021 Woodhouse B62D 35/005 D12/91
- D933,550 S * 10/2021 Chiang D12/169
- D944,701 S * 3/2022 Piaskowski et al. D12/169
- D952,528 S * 5/2022 Zheng D12/169
- D953,957 S * 6/2022 Tsai D12/196
- D954,616 S * 6/2022 Chiang D12/169
- D963,528 S * 9/2022 Schmölz D12/169
- D971,806 S * 12/2022 Taverna D12/169

* cited by examiner

Primary Examiner — Melody N Brown

(74) *Attorney, Agent, or Firm* — Tommy S F Wang; Wang IP Law Group, P.C.

(57) **CLAIM**


The ornamental design for a car front body panel, as shown and described.

DESCRIPTION

FIG. 1 is front perspective view of a car front body panel showing my new design;
 FIG. 2 is a rear perspective view thereof;
 FIG. 3 is a front view thereof;
 FIG. 4 is a rear view thereof;
 FIG. 5 is a left side view thereof;
 FIG. 6 is a right side view thereof;
 FIG. 7 is a top view thereof; and,
 FIG. 8 is a bottom view thereof.

1 Claim, 6 Drawing Sheets

- (56) **References Cited**
U.S. PATENT DOCUMENTS
- 8,210,600 B1 * 7/2012 Verhee B62D 35/005 296/180.1
- D864,063 S * 4/2019 Koo D12/169
- D848,321 S * 5/2019 Lu D12/181
- D879,683 S * 3/2020 Endo D12/169
- D889,321 S * 7/2020 Cheng D12/114
- D889,327 S * 7/2020 Lu D12/181
- D923,534 S * 6/2021 Kaoud D12/169
- D924,750 S * 7/2021 Buller D12/169



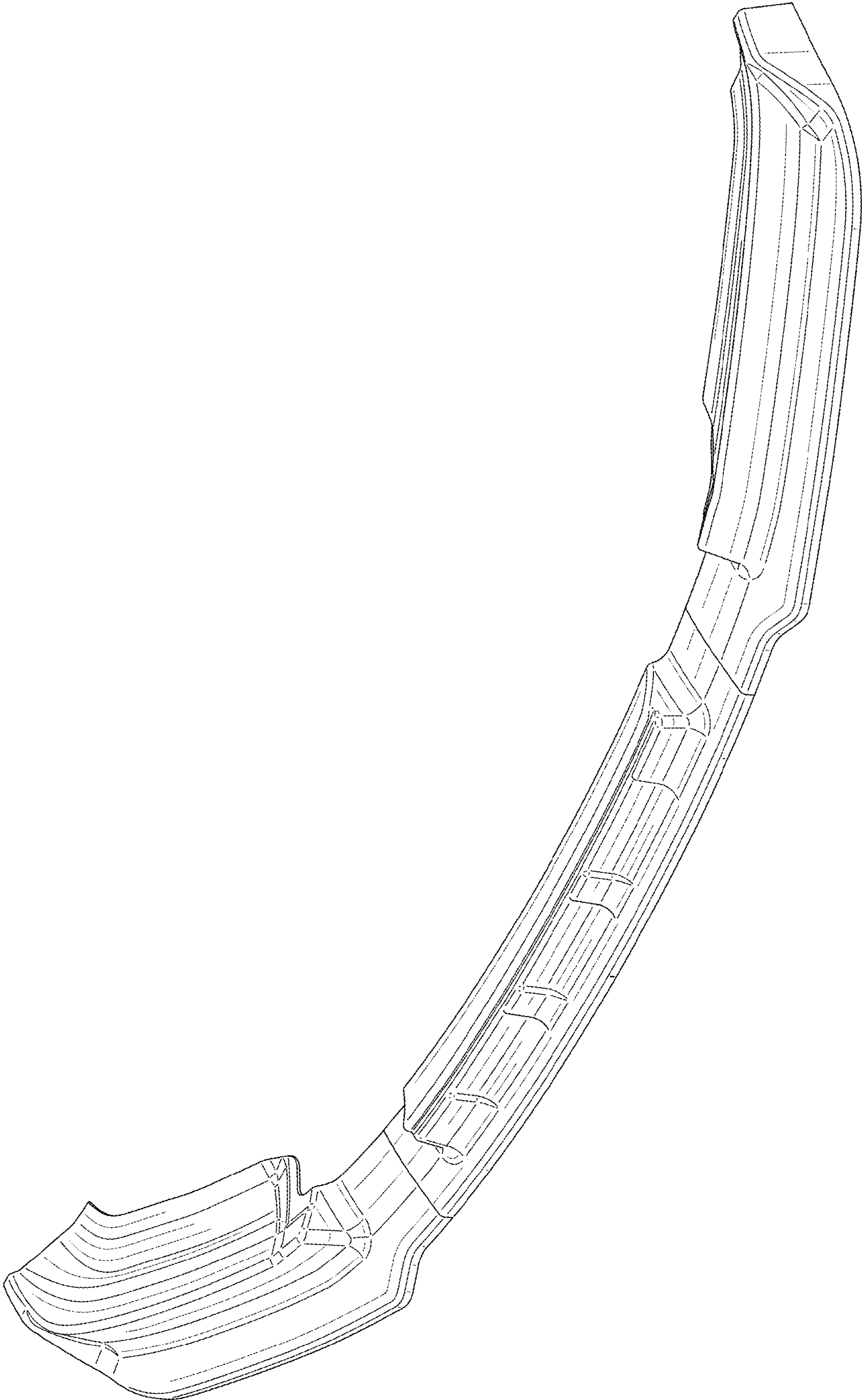


FIG. 1

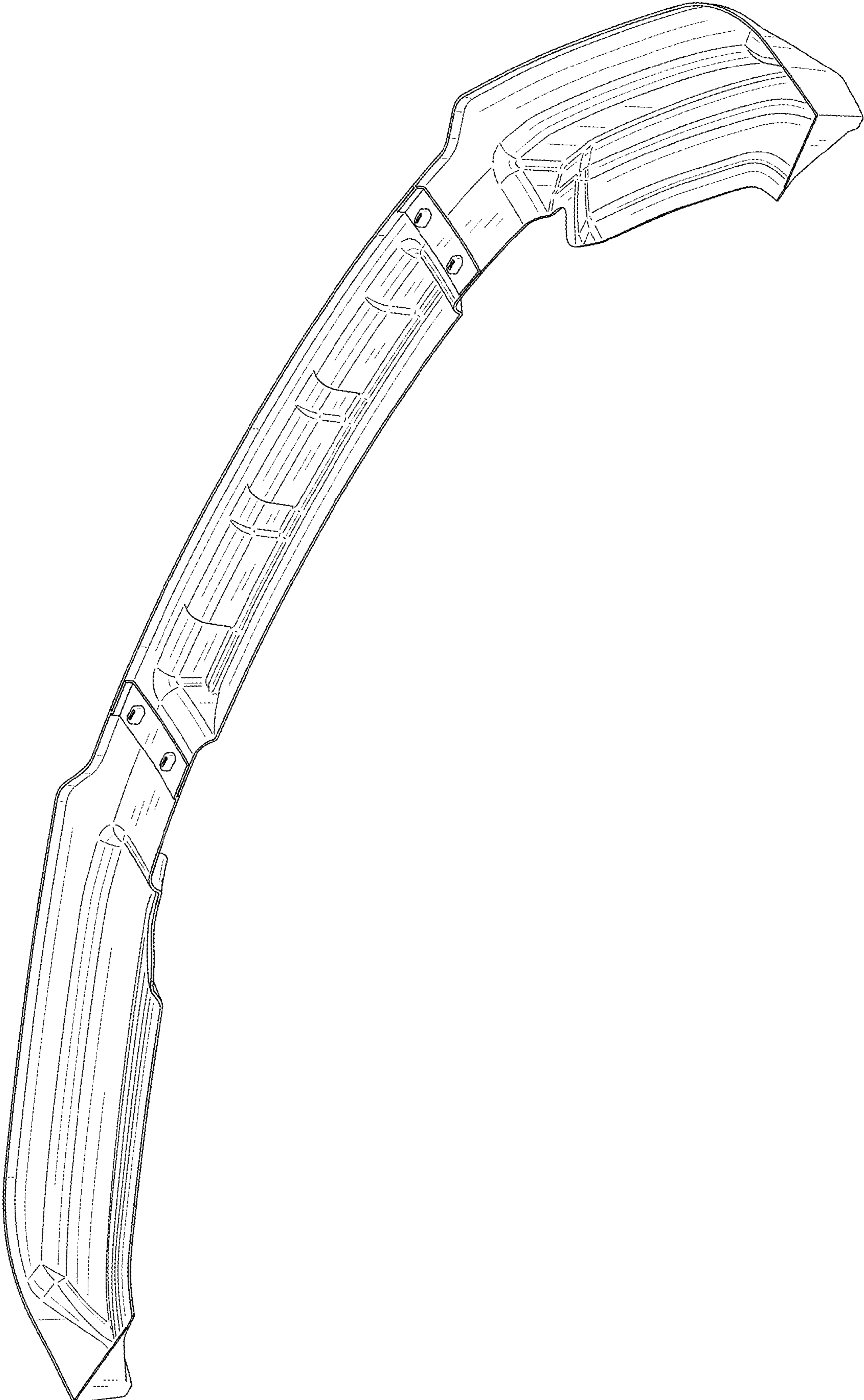


FIG. 2

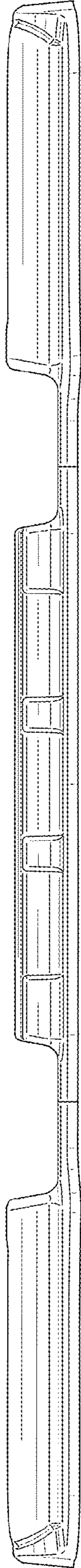


FIG. 3




FIG. 4




FIG. 5




FIG. 6

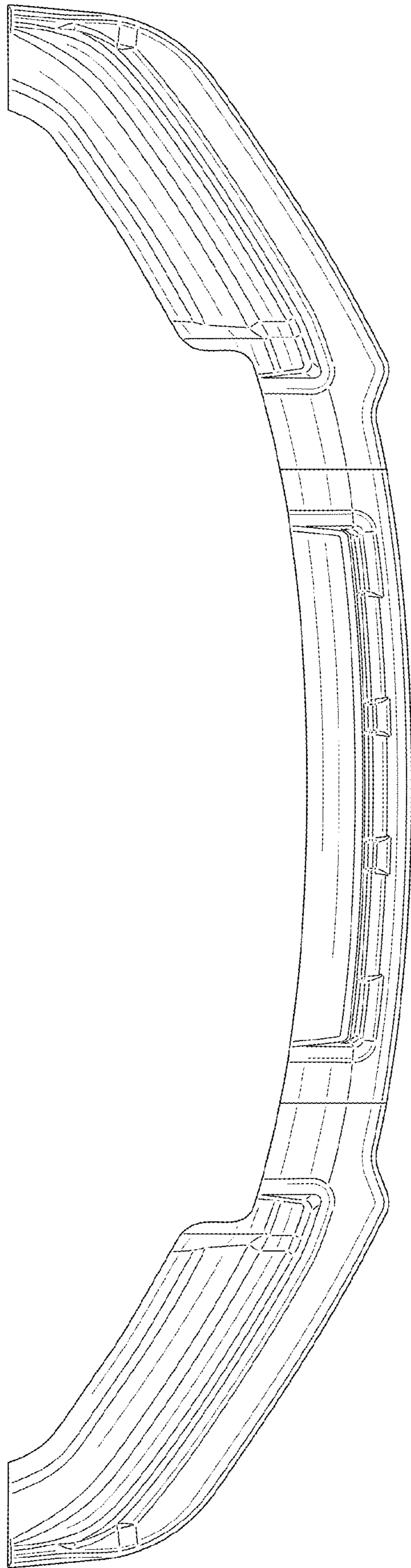


FIG. 7

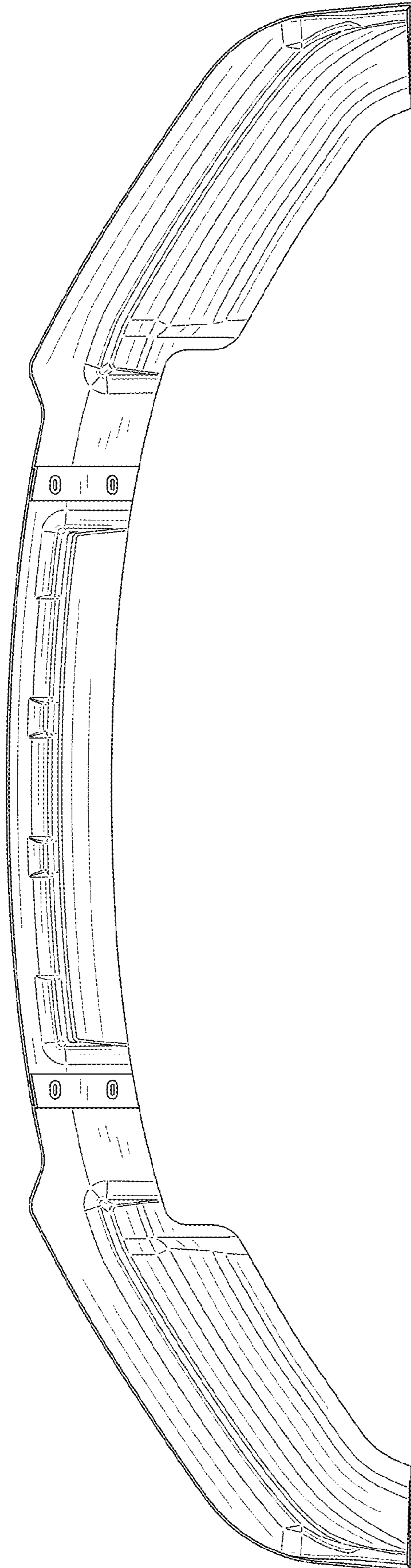


FIG. 8