



US00D988946S

(12) **United States Design Patent**
Garand

(10) **Patent No.:** **US D988,946 S**

(45) **Date of Patent:** **** Jun. 13, 2023**

(54) **RADIATOR GRILLE FOR VEHICLE**

(71) Applicant: **AUDI AG**, Ingolstadt (DE)

(72) Inventor: **Dany Garand**, Ingolstadt (DE)

(73) Assignee: **AUDI AG**, Ingolstadt (DE)

(**) Term: **15 Years**

(21) Appl. No.: **29/820,053**

(22) Filed: **Dec. 20, 2021**

(30) **Foreign Application Priority Data**

Sep. 30, 2021 (EM) 008 711 956

(51) **LOC (14) Cl.** **12-16**

(52) **U.S. Cl.**
USPC **D12/163**

(58) **Field of Classification Search**
USPC D12/169, 196, 86, 90-92, 163, 190, 98,
D12/164, 84, 100; 293/102, 113, 115,
293/117, 120, 193.11; 296/180.1, 180.2;
180/68.1, 68.6
CPC B60R 19/52; B60K 11/08; B62D 25/08;
B62B 9/16
See application file for complete search history.

(56) **References Cited**

U.S. PATENT DOCUMENTS

D799,386 S * 10/2017 Kozub D12/163
D803,732 S * 11/2017 Yang D12/163
D812,525 S * 3/2018 Lee D12/163
D818,892 S * 5/2018 Lee D12/163

D821,932 S * 7/2018 Andoh D12/163
D825,406 S * 8/2018 Gueler D12/163
D891,312 S * 7/2020 Brendel D12/163
D901,339 S * 11/2020 Fahr-Becker D12/163
D901,340 S * 11/2020 Löffler D12/163
D903,541 S * 12/2020 Russo D12/163
D907,539 S * 1/2021 Kirsch D12/163
D907,540 S * 1/2021 Kirsch D12/163
D930,518 S * 9/2021 Hirzel D12/163
D936,532 S * 11/2021 Bernardi D12/163
D953,211 S * 5/2022 Becker D12/163
D953,212 S * 5/2022 Beckles D12/163
D960,773 S * 8/2022 Gunnarson D12/163
D972,983 S * 12/2022 Bjerke D12/163
D980,137 S * 3/2023 Kim D12/163

* cited by examiner

Primary Examiner — Melody N Brown

(74) *Attorney, Agent, or Firm* — Lucas & Mercanti, LLP;
Klaus P. Stoffel

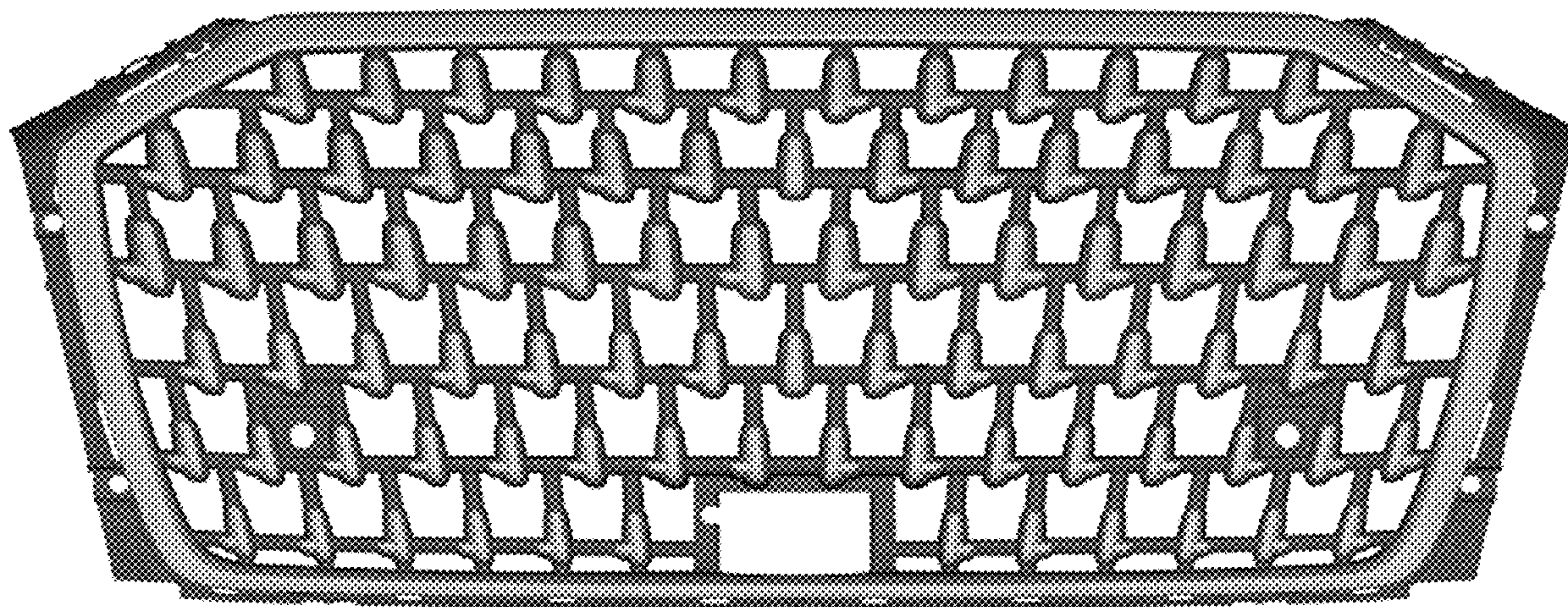
(57) **CLAIM**

The ornamental design for a radiator grille for vehicle, as shown and described.

DESCRIPTION

FIG. 1 is a front and right side perspective view of a radiator grille for vehicle showing our new design;
FIG. 2 is a front view thereof;
FIG. 3 is a rear view thereof;
FIG. 4 is a left side view thereof;
FIG. 5 is a right side view thereof;
FIG. 6 is a top view thereof; and,
FIG. 7 is a bottom view thereof.

1 Claim, 5 Drawing Sheets



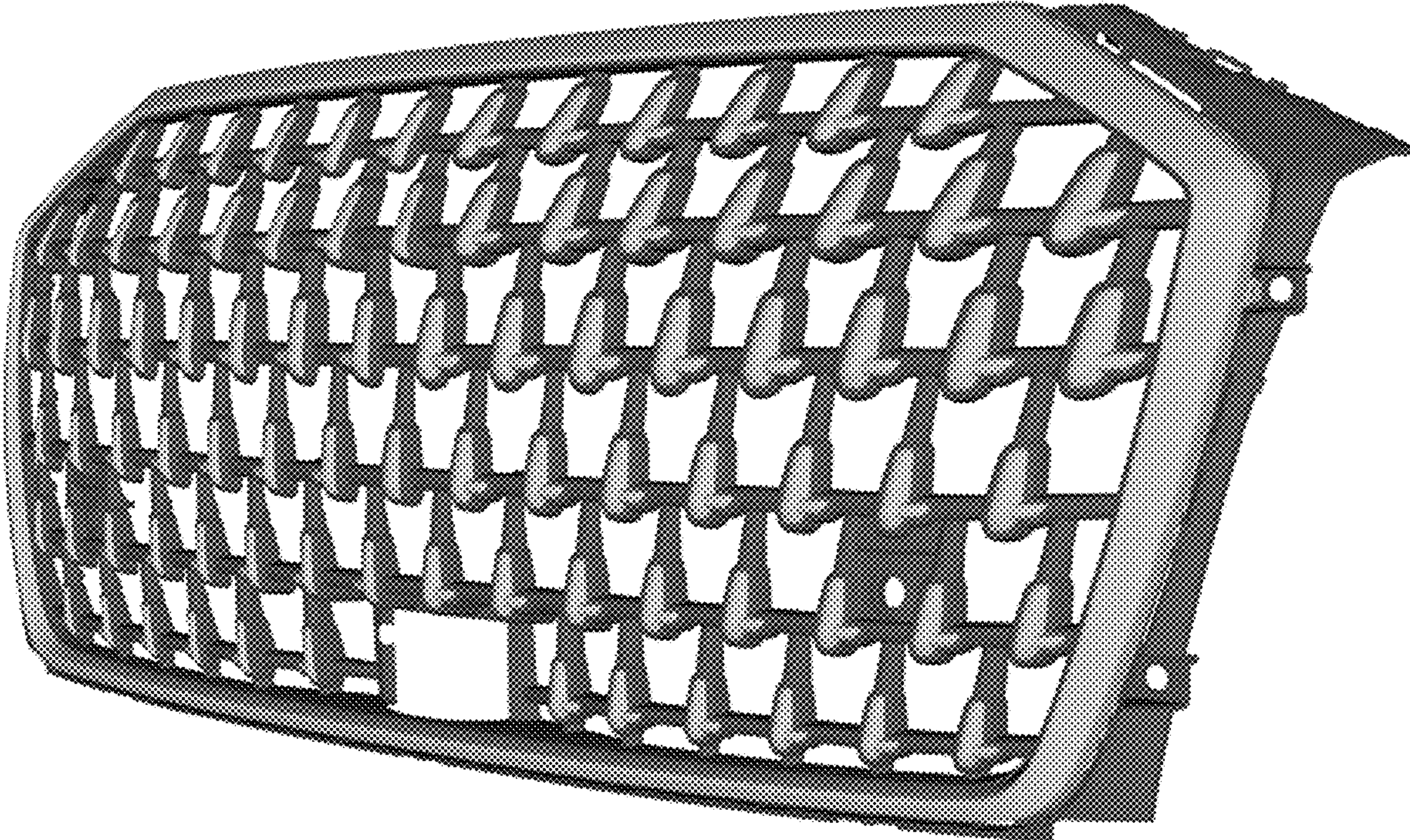


Fig. 1

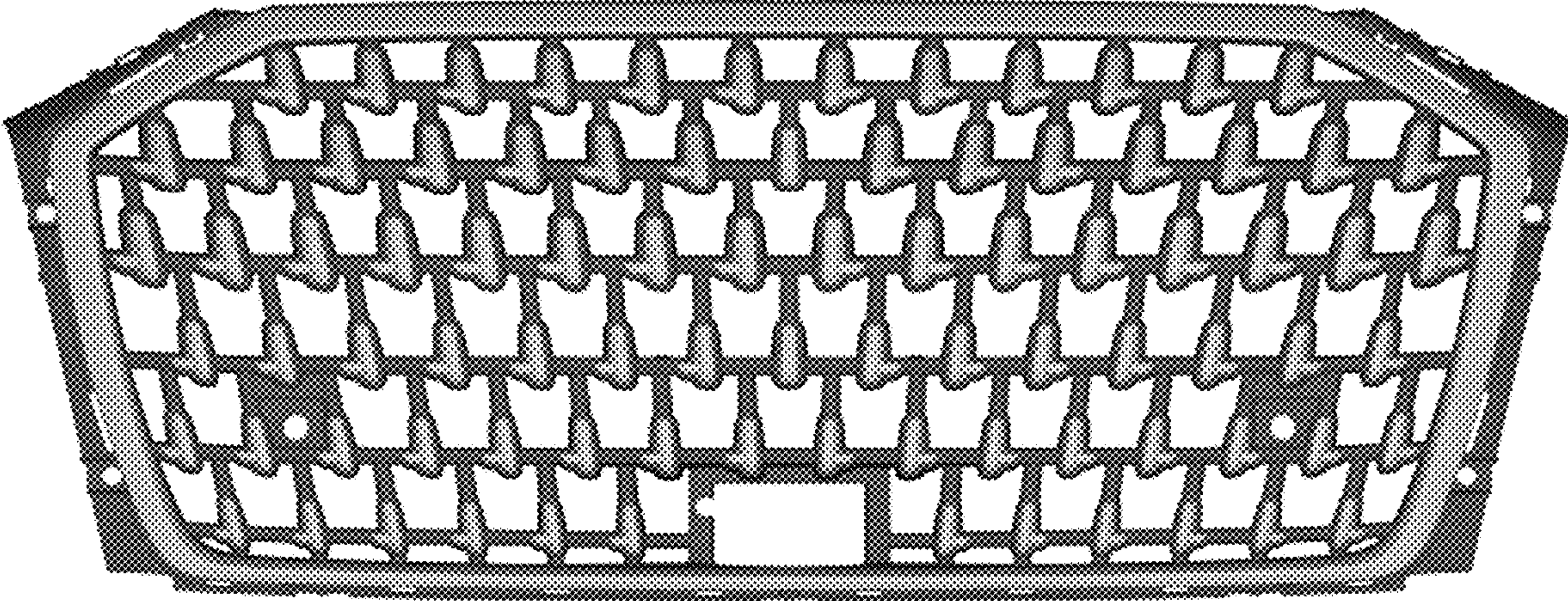


Fig. 2

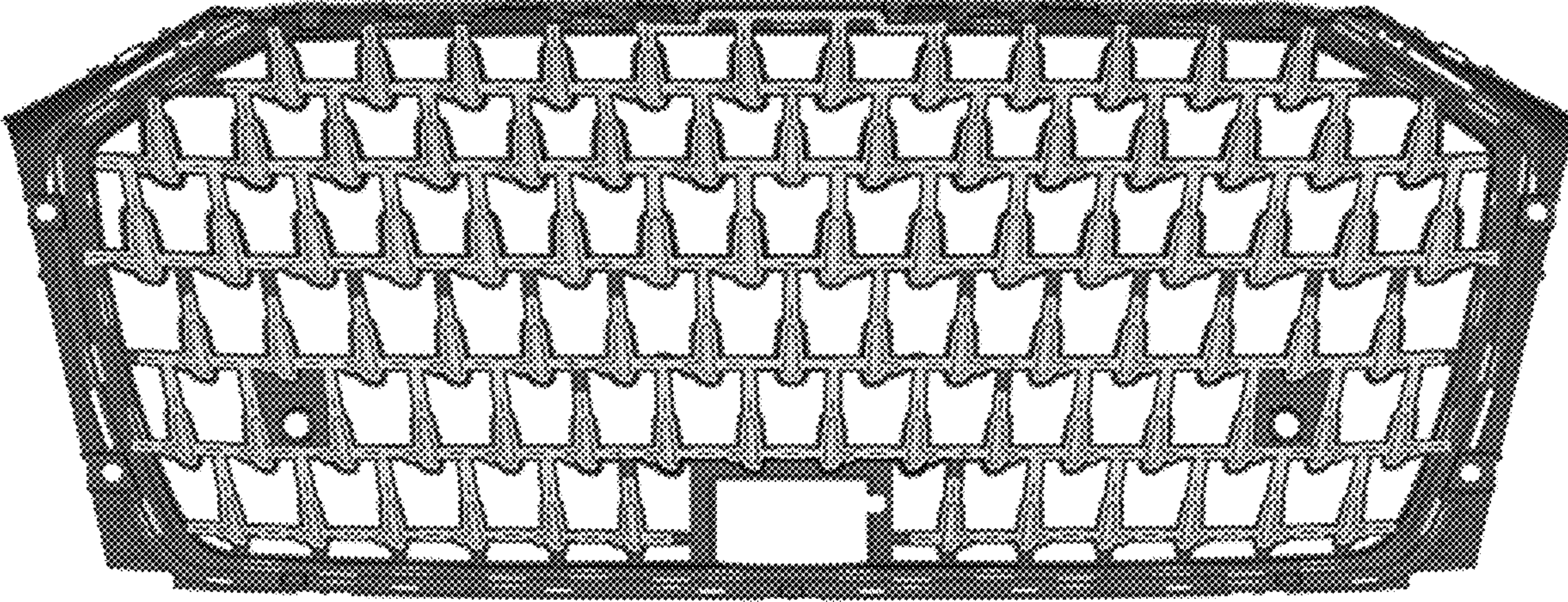


Fig. 3

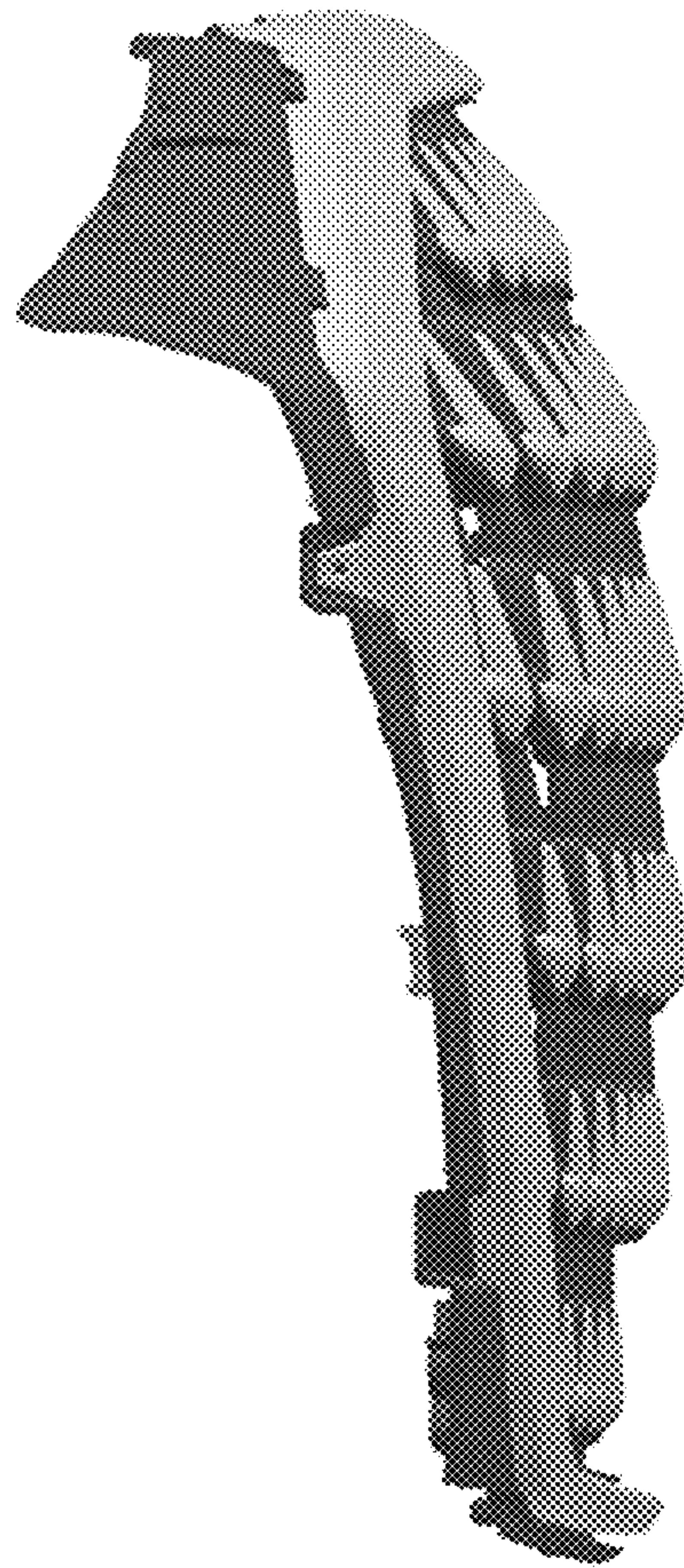


Fig. 4

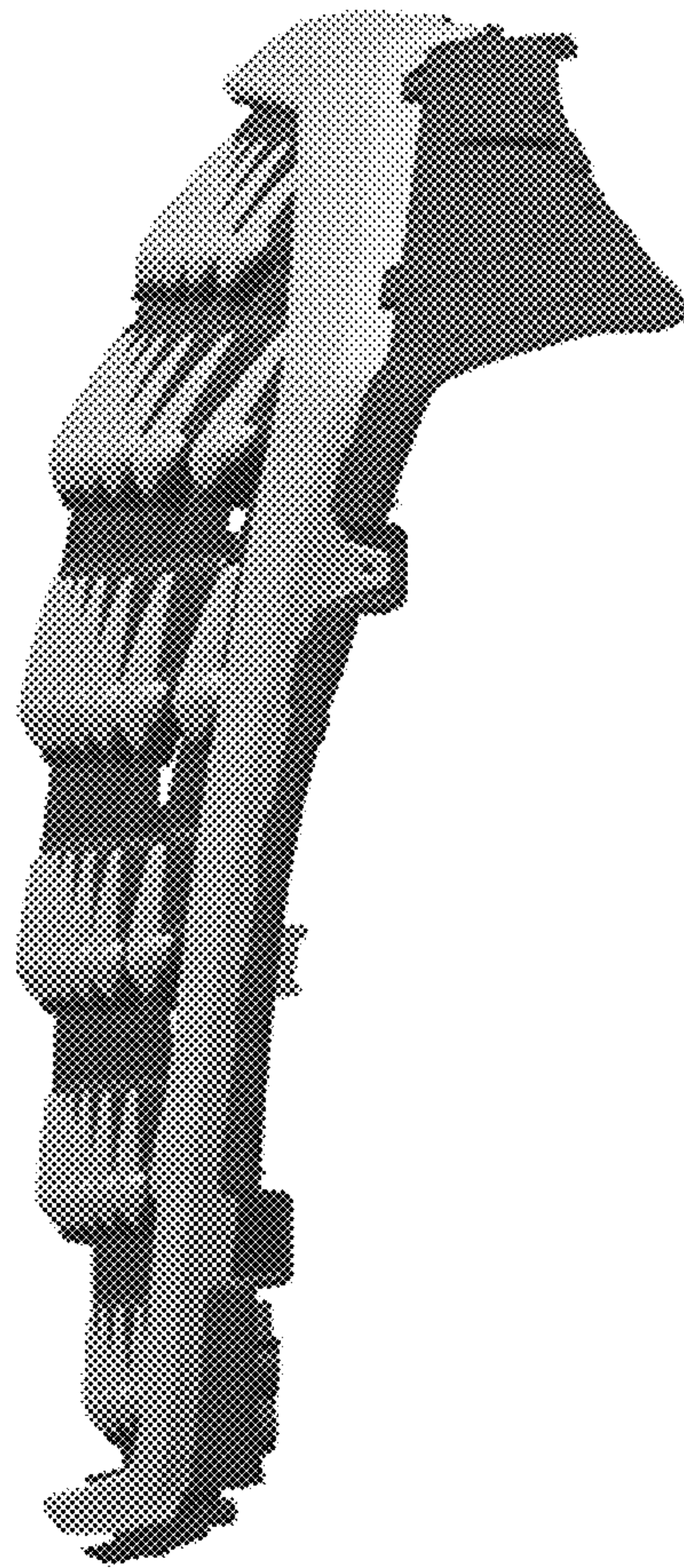


Fig. 5




Fig. 6




Fig. 7