



US00D988943S

(12) **United States Design Patent** (10) **Patent No.:** **US D988,943 S**
Gasevski et al. (45) **Date of Patent:** **** Jun. 13, 2023**

(54) **GRILLE FOR RADIATOR**

(56) **References Cited**

(71) Applicants: **Lou L. Gasevski**, West Bloomfield, MI (US); **Kohl J. Kohrman**, Macomb, MI (US); **Mark C. Trostle**, Rochester, MI (US); **Brian H. Nielander**, Royal Oak, MI (US)

U.S. PATENT DOCUMENTS

D640,175 S	*	6/2011	Villamizar	D12/163
D670,619 S	*	11/2012	Frei	D12/163
D712,321 S	*	9/2014	Mays	D12/171
D737,736 S	*	9/2015	Iwai	D12/163
D919,497 S	*	5/2021	Theis	D12/163
D932,944 S	*	10/2021	Kohrman	D12/91
D939,393 S	*	12/2021	Jevremovic	D12/163

(72) Inventors: **Lou L. Gasevski**, West Bloomfield, MI (US); **Kohl J. Kohrman**, Macomb, MI (US); **Mark C. Trostle**, Rochester, MI (US); **Brian H. Nielander**, Royal Oak, MI (US)

* cited by examiner

Primary Examiner — Melody N Brown

(73) Assignee: **FCA US LLC**, Auburn Hills, MI (US)

(74) *Attorney, Agent, or Firm* — Ralph E. Smith

(**) Term: **15 Years**

(57) **CLAIM**

(21) Appl. No.: **29/808,680**

The ornamental design for a grille for radiator, as shown and described.

(22) Filed: **Sep. 22, 2021**

DESCRIPTION

Related U.S. Application Data

(63) Continuation-in-part of application No. 29/720,402, filed on Jan. 13, 2020, now Pat. No. Des. 932,944.

FIG. 1 is a front perspective view of a grille for radiator showing our new design;

(51) **LOC (14) Cl.** **12-16**

FIG. 2 is a front view thereof;

(52) **U.S. Cl.**
USPC **D12/163**

FIG. 3 is a rear view thereof;

(58) **Field of Classification Search**
USPC D12/163, 196, 86, 90-92, 169, 190, 98,
D12/164; 293/193.11; 180/68.1, 68.6
CPC B62B 9/16; B60K 11/08; B62D 25/08;
B60R 19/52
See application file for complete search history.

FIG. 4 is a side view thereof;

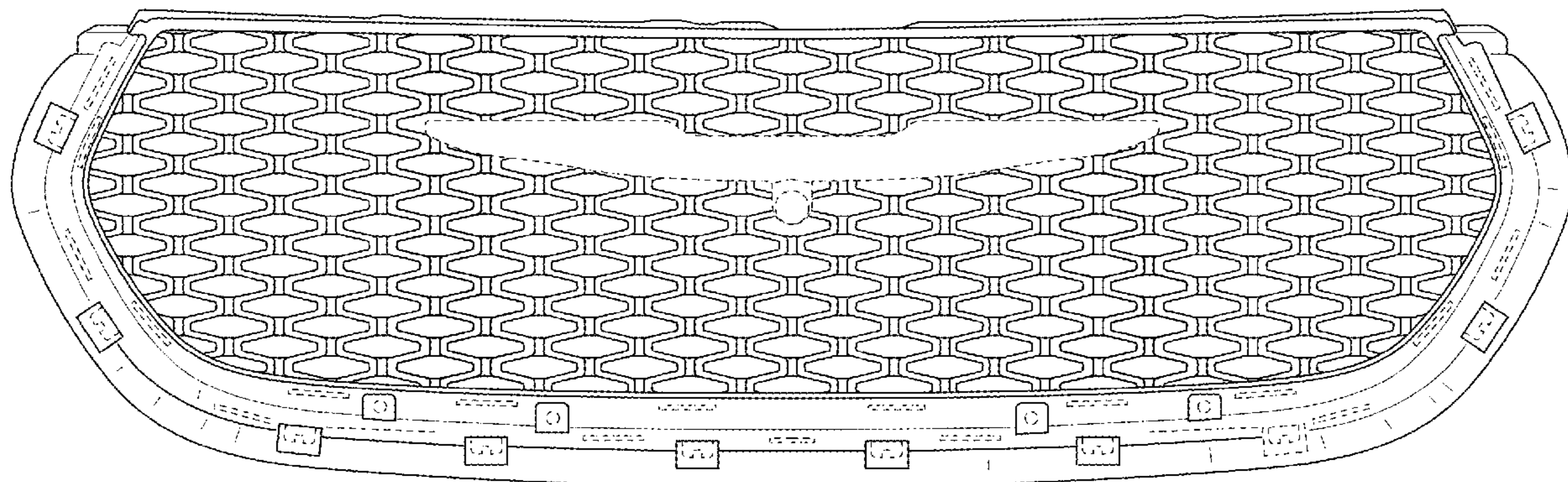
FIG. 5 is an opposite side view thereof;

FIG. 6 is a top view thereof; and,

FIG. 7 is a bottom view thereof.

It will be understood that the broken lines shown in the drawings illustrate portions of the grille for radiator that form no part of the claimed design.

1 Claim, 6 Drawing Sheets



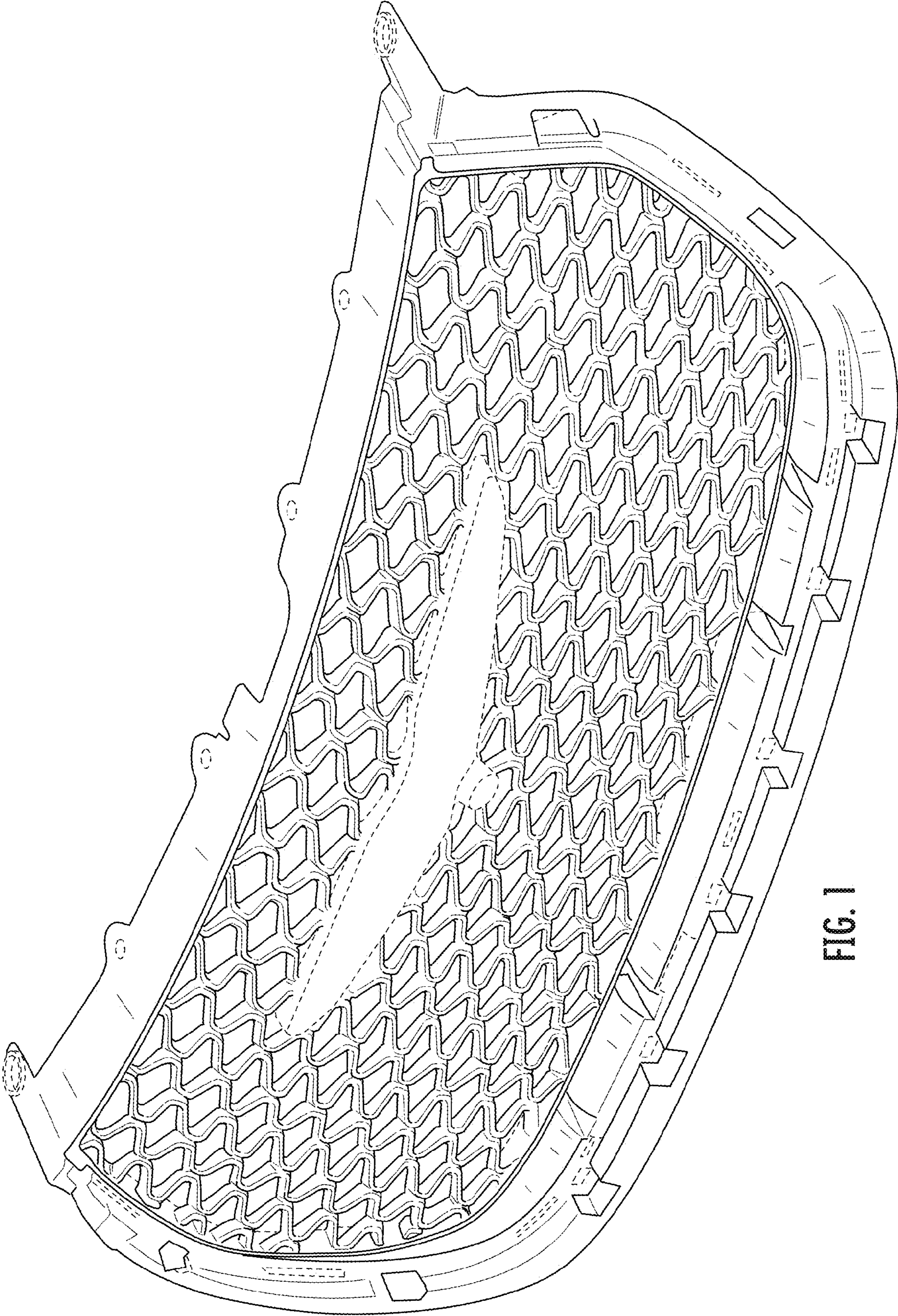


FIG. 1




FIG. 2

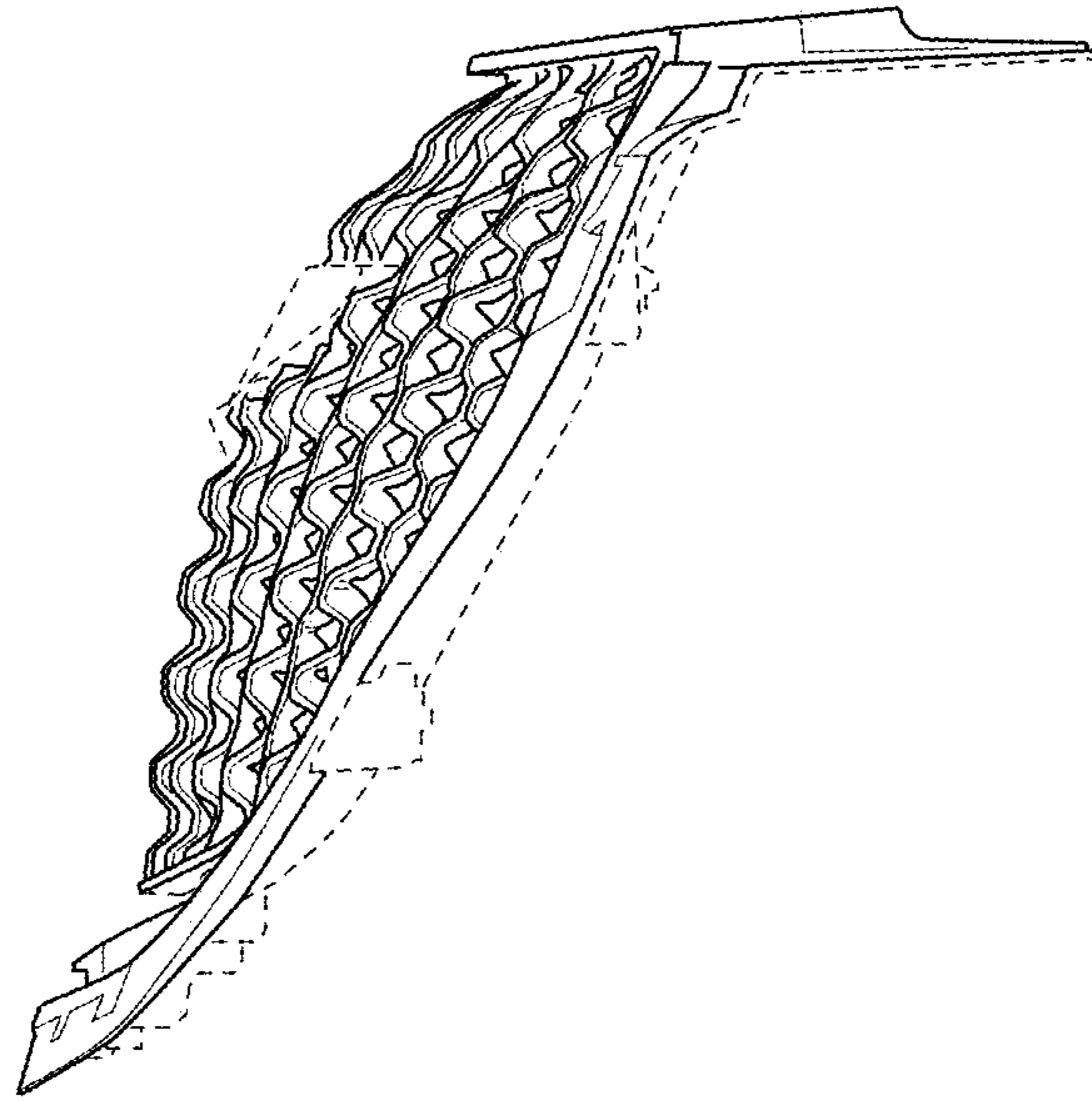


FIG. 4

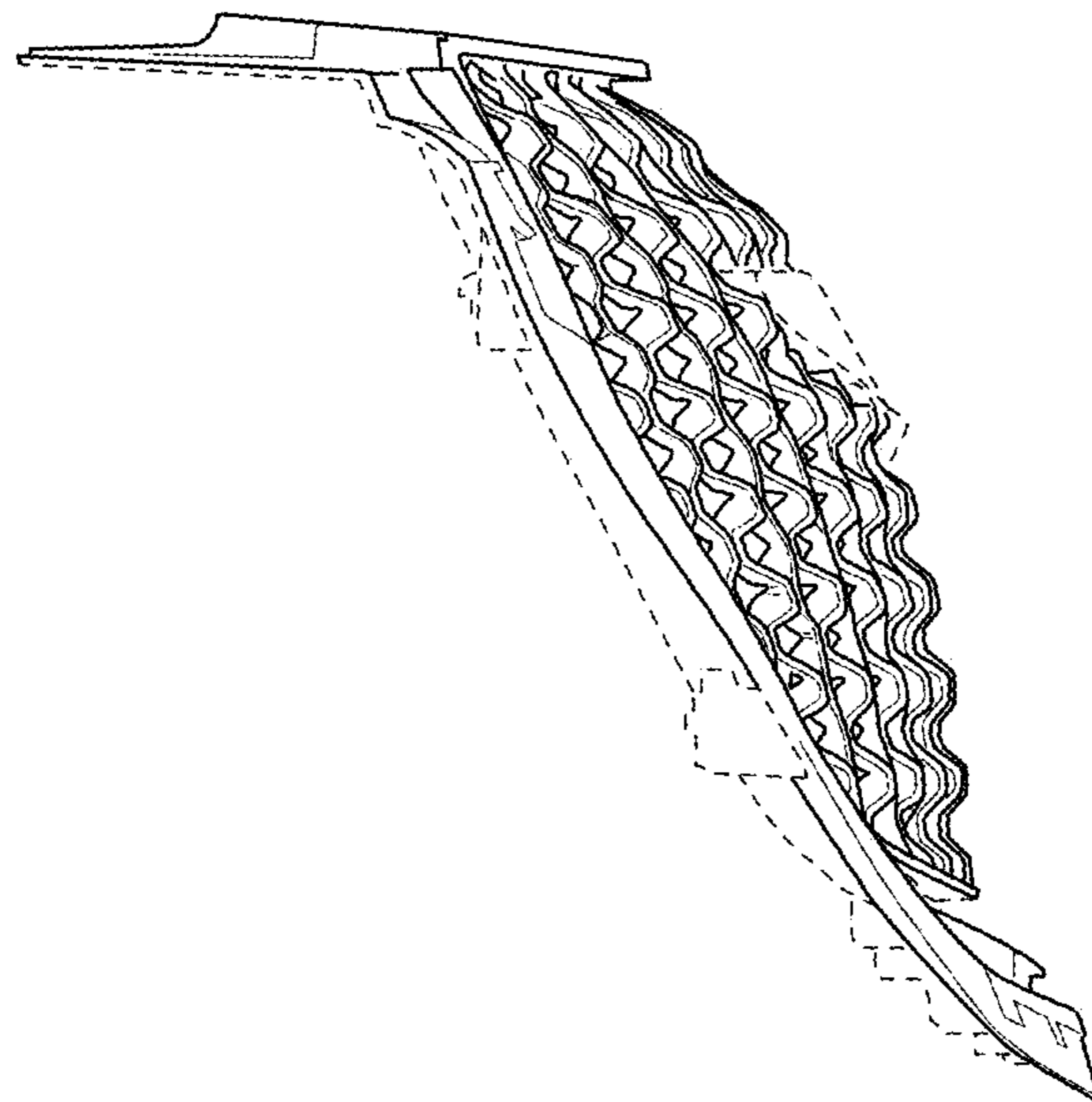


FIG. 5

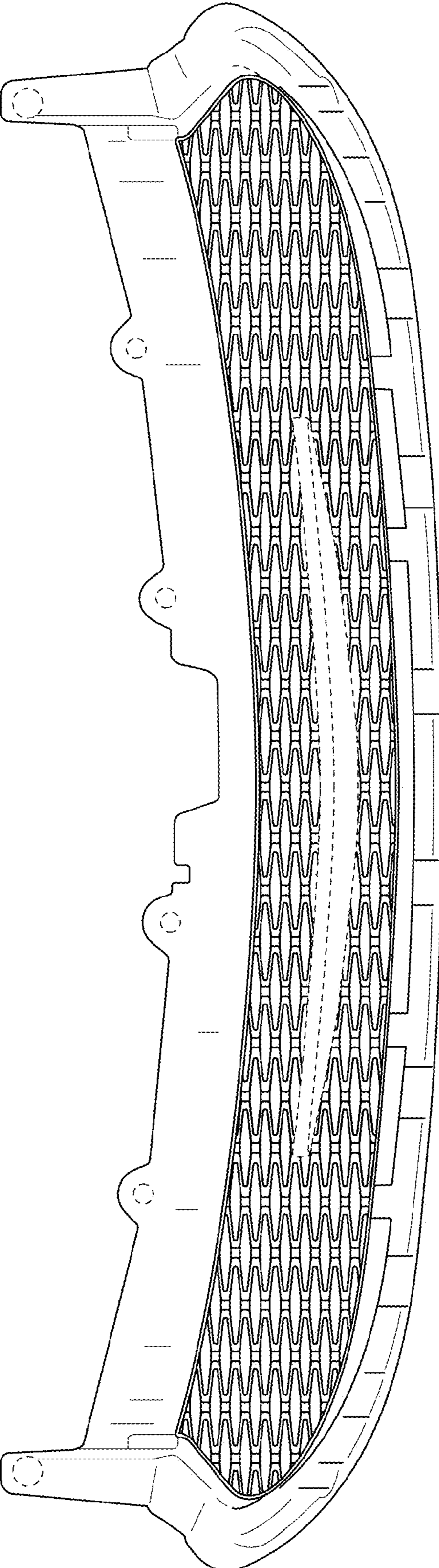


FIG. 6

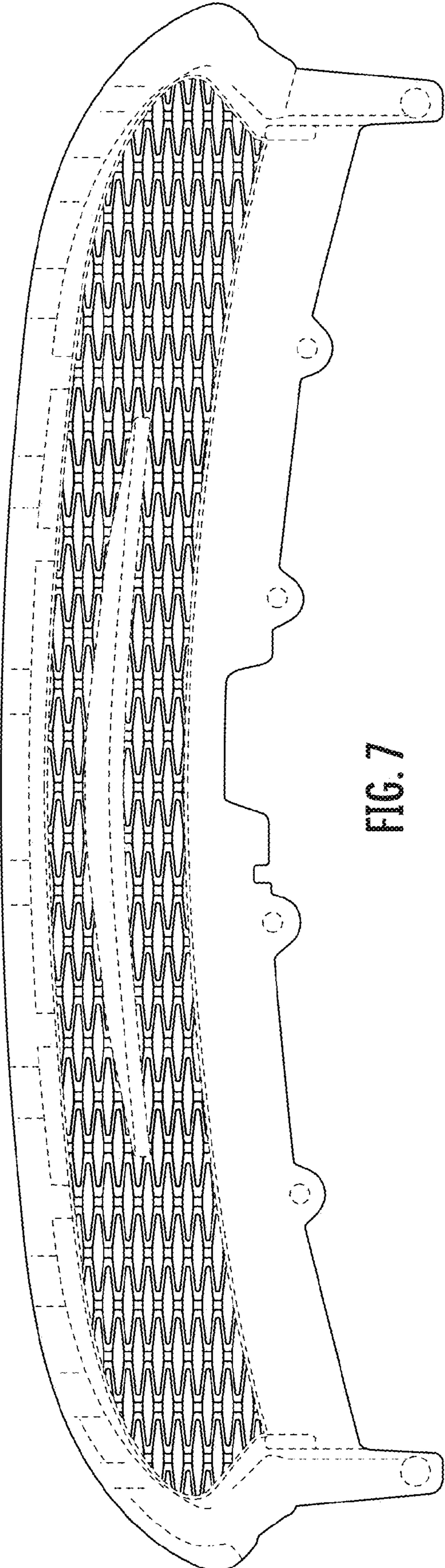


FIG. 7