



US00D988932S

(12) **United States Design Patent**
O'Neill

(10) **Patent No.:** **US D988,932 S**

(45) **Date of Patent:** **** Jun. 13, 2023**

(54) **MOTOR VEHICLE BODY, TOY REPLICA,
AND/OR OTHER REPLICA**

(71) Applicant: **JAGUAR LAND ROVER LIMITED,**
Coventry (GB)

(72) Inventor: **Michael O'Neill,** Coventry (GB)

(73) Assignee: **JAGUAR LAND ROVER LIMITED,**
Coventry (GB)

(**) Term: **15 Years**

(21) Appl. No.: **29/770,825**

(22) Filed: **Feb. 17, 2021**

(30) **Foreign Application Priority Data**

Aug. 17, 2020 (EM) 008122758-0001

(51) **LOC (14) Cl.** **12-08**

(52) **U.S. Cl.**
USPC **D12/92**

(58) **Field of Classification Search**
USPC D12/86, 90-92, 88, 164; D21/424, 433,
D21/434, 533-535; 296/181.1-181.5,
296/183.1
CPC B62D 25/00; B62D 25/06; B62D 33/00;
B62D 35/00
See application file for complete search history.

(56) **References Cited**

U.S. PATENT DOCUMENTS

D698,697 S * 2/2014 Winkelmann D12/91
D719,878 S * 12/2014 Webber D12/92
D725,007 S * 3/2015 Beaven D12/164
D731,922 S * 6/2015 Beaven D12/91
D739,305 S * 9/2015 Gunnarson D12/91
D749,996 S * 2/2016 Henstridge D12/164
D783,468 S * 4/2017 Patel D12/164

D783,469 S * 4/2017 Patel D12/164
D783,470 S * 4/2017 Peat D12/164
D784,856 S * 4/2017 Hatton D12/91
D807,245 S * 1/2018 Patel D12/164
D807,246 S * 1/2018 Peat D12/164
D807,788 S * 1/2018 Hatton D12/91
D811,955 S * 3/2018 Patel D12/164
D813,100 S * 3/2018 Hatton D12/164
D832,144 S * 10/2018 Hatton D12/91
D840,268 S * 2/2019 Beaven D12/91
D859,212 S * 9/2019 Beckles D12/91
D867,931 S * 11/2019 Peat D12/92
D881,070 S * 4/2020 Smith D12/91
D906,882 S * 1/2021 Beckles A01M 29/08
D12/91
D910,488 S * 2/2021 Beckles D12/91
D914,543 S * 3/2021 Badstuebner D12/91
D923,515 S * 6/2021 Patel D12/91

(Continued)

Primary Examiner — Melody N Brown

(74) *Attorney, Agent, or Firm* — Reising Ethington P.C.


(57) **CLAIM**

The ornamental design for a motor vehicle body, toy replica and/or other replica, as shown and described.

DESCRIPTION

FIG. 1 is a front and right side perspective view of a motor vehicle body, toy replica and/or other replica showing my new design;
FIG. 2 is a rear and left side perspective view thereof;
FIG. 3 is a left side elevation view thereof;
FIG. 4 is a right side elevation view thereof;
FIG. 5 is a front view thereof;
FIG. 6 is a rear view thereof;
FIG. 7 is a top plan view thereof; and,
FIG. 8 is a bottom plan view thereof.
The broken lines shown in the drawings depict portions of the vehicle, toy replica, and/or other replica that form no part of the claimed design.

1 Claim, 8 Drawing Sheets



(56)

References Cited

U.S. PATENT DOCUMENTS

D928,657 S * 8/2021 Smith D12/91
D957,992 S * 7/2022 Beckles D12/91

* cited by examiner

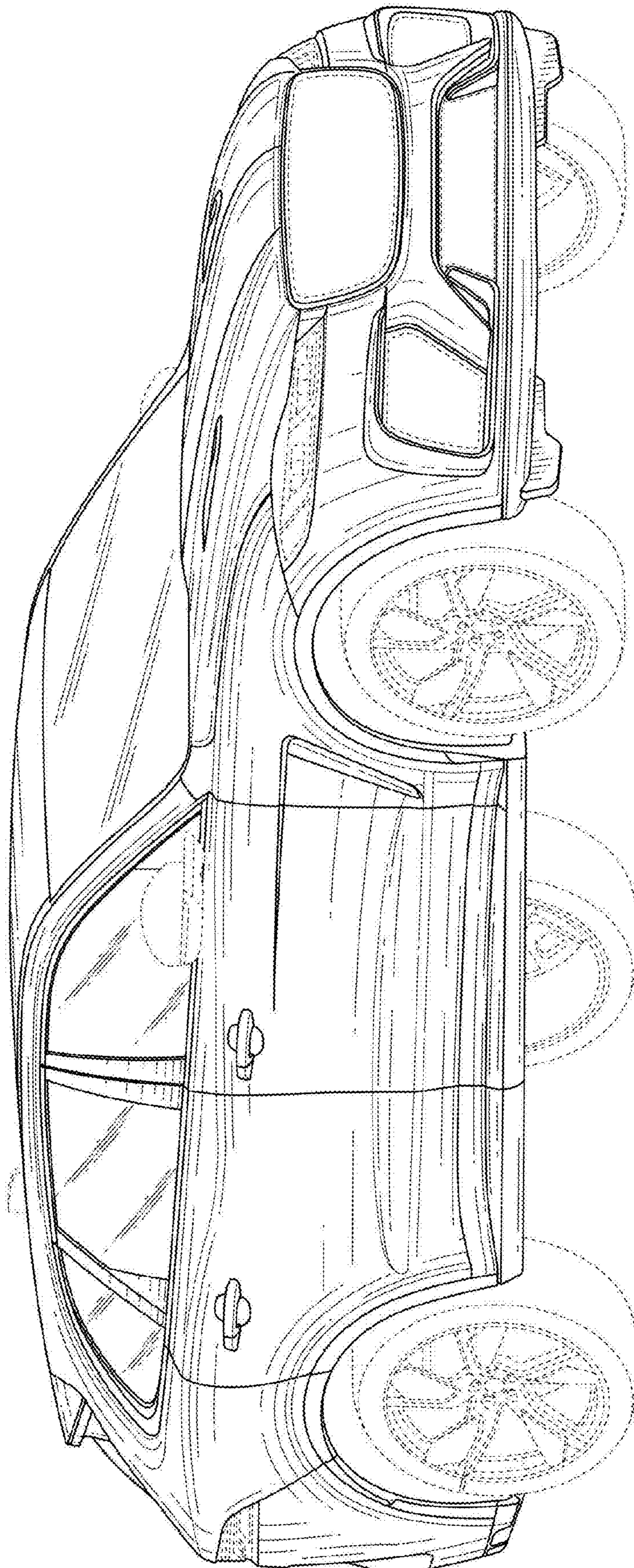


FIG. 1

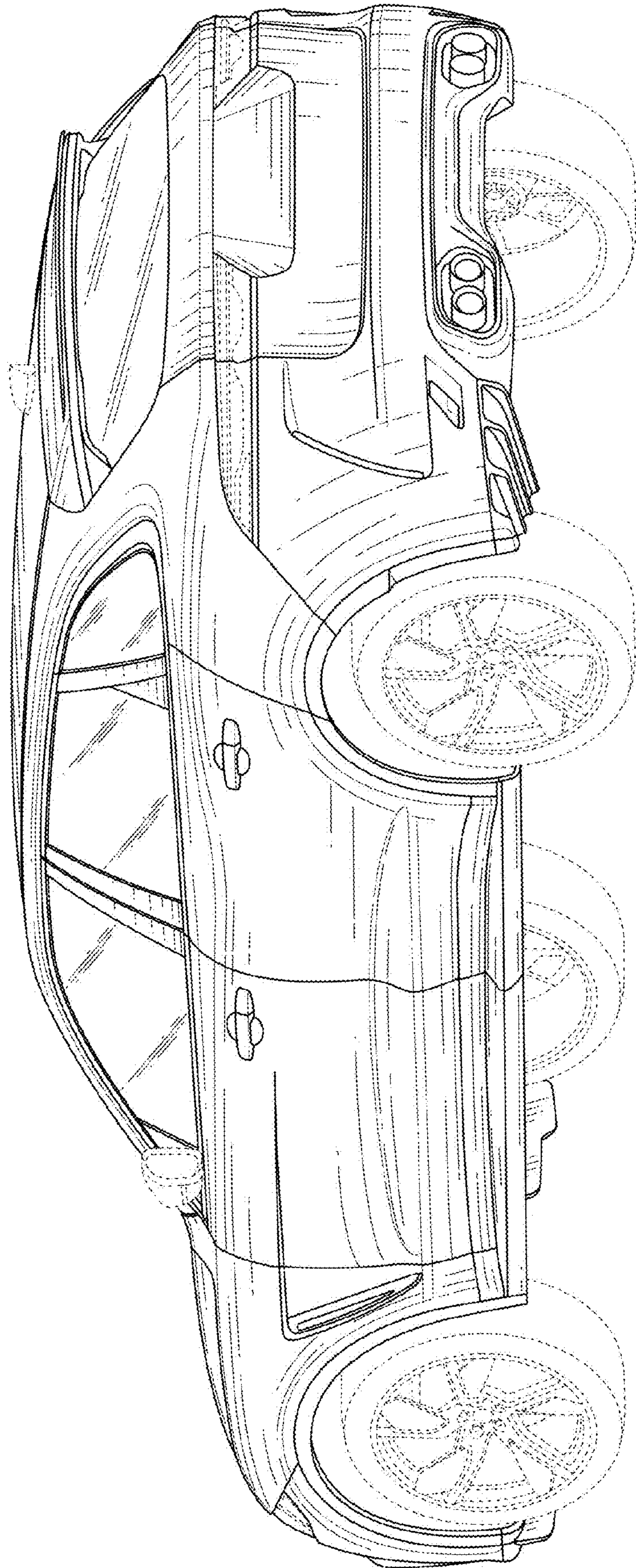


FIG. 2

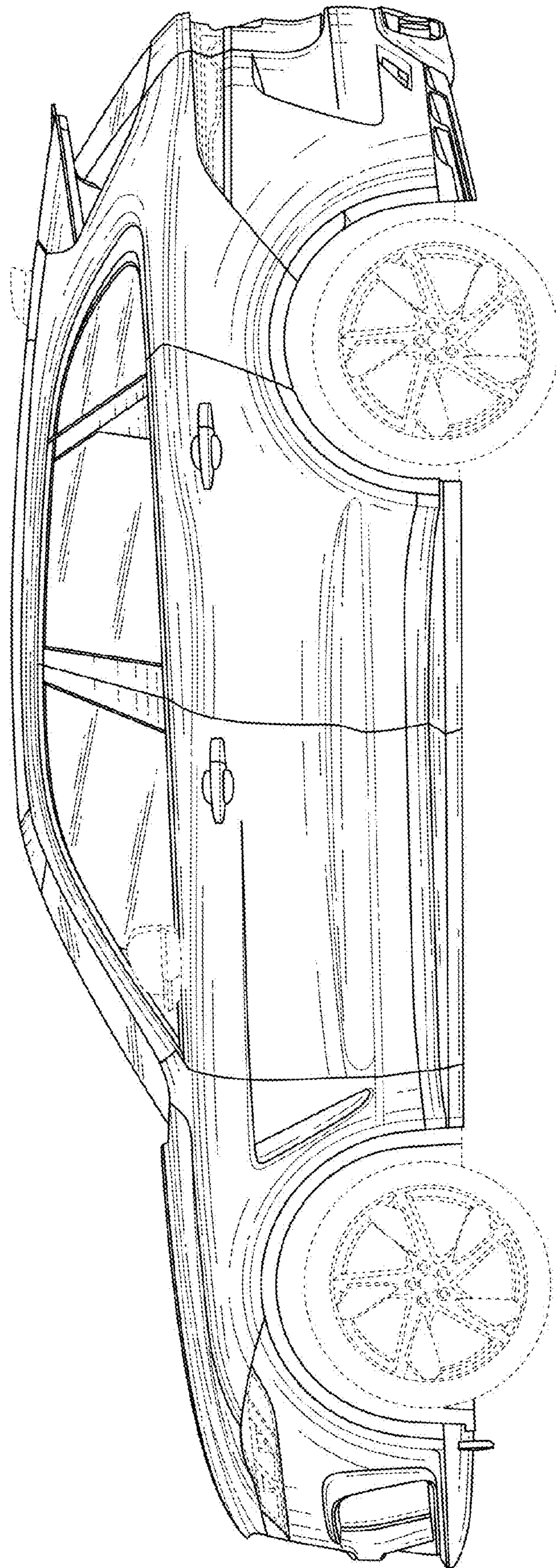


FIG. 3

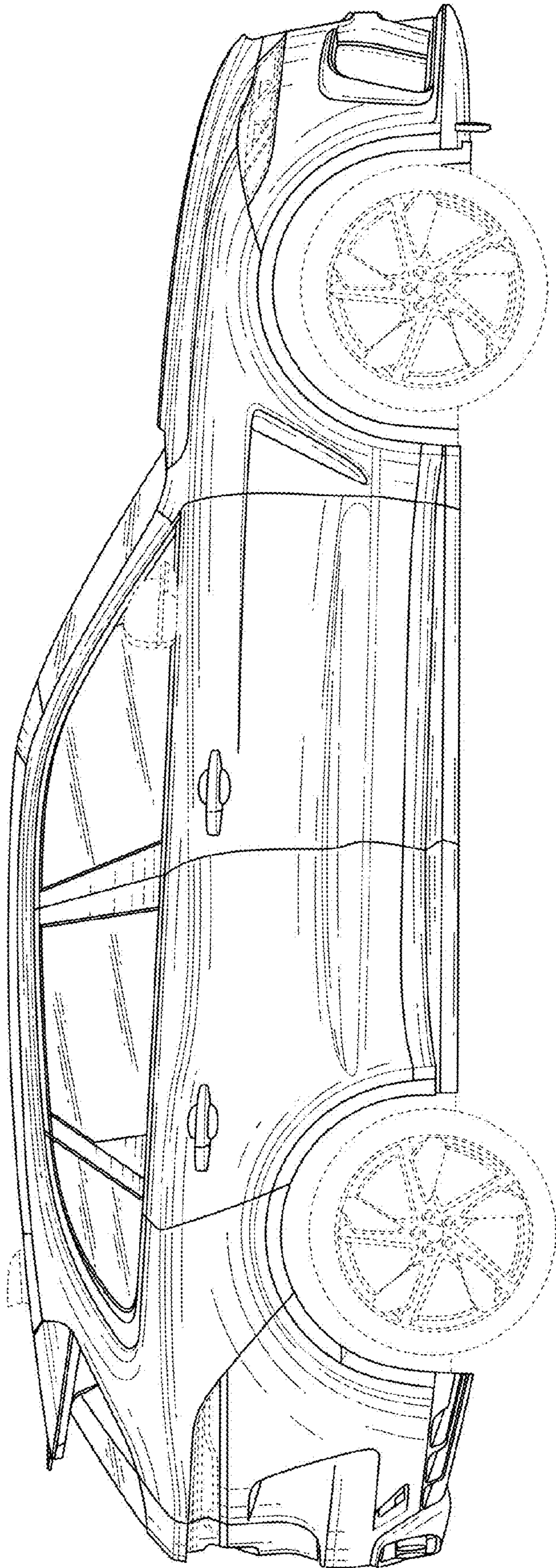


FIG. 4




FIG. 5

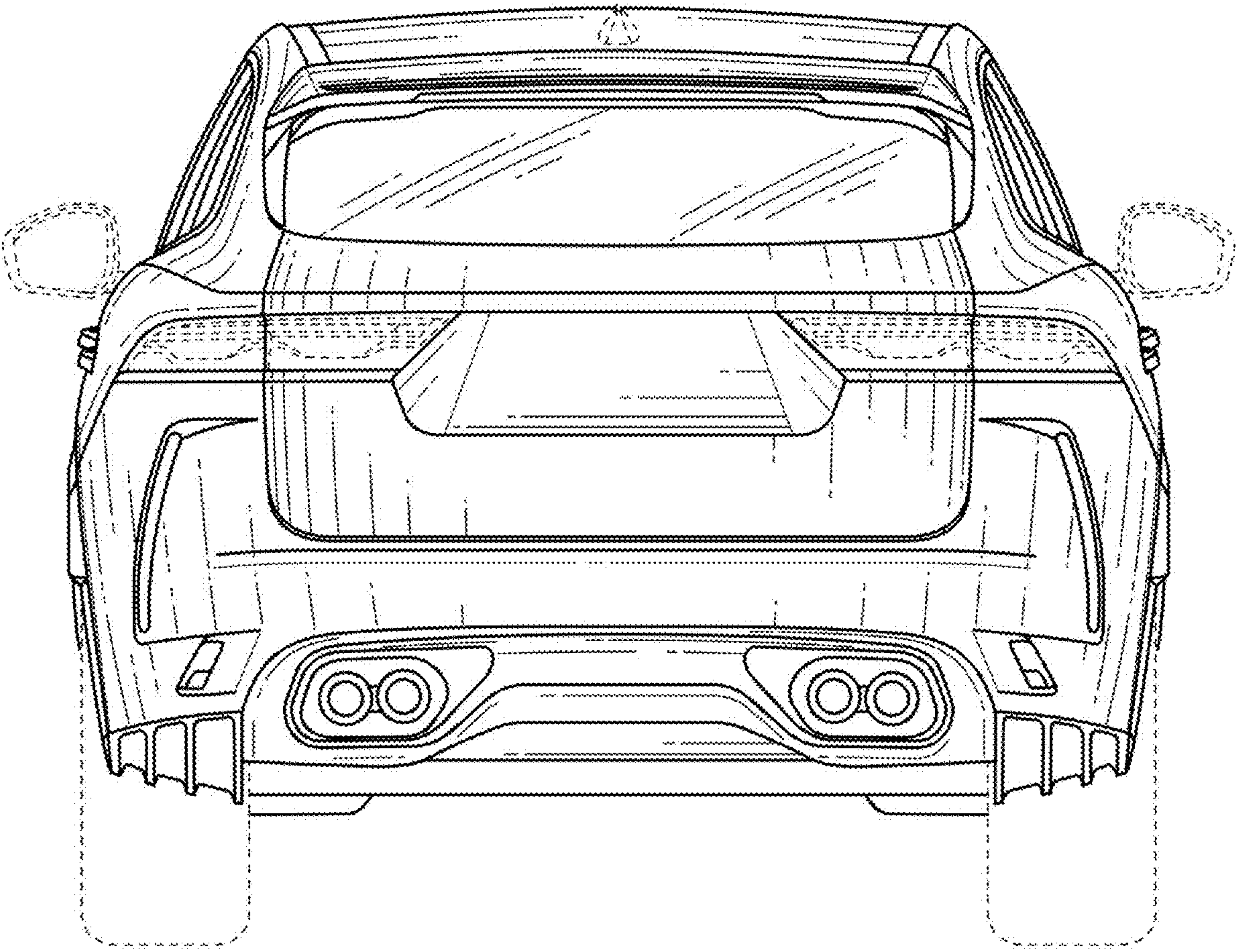


FIG. 6

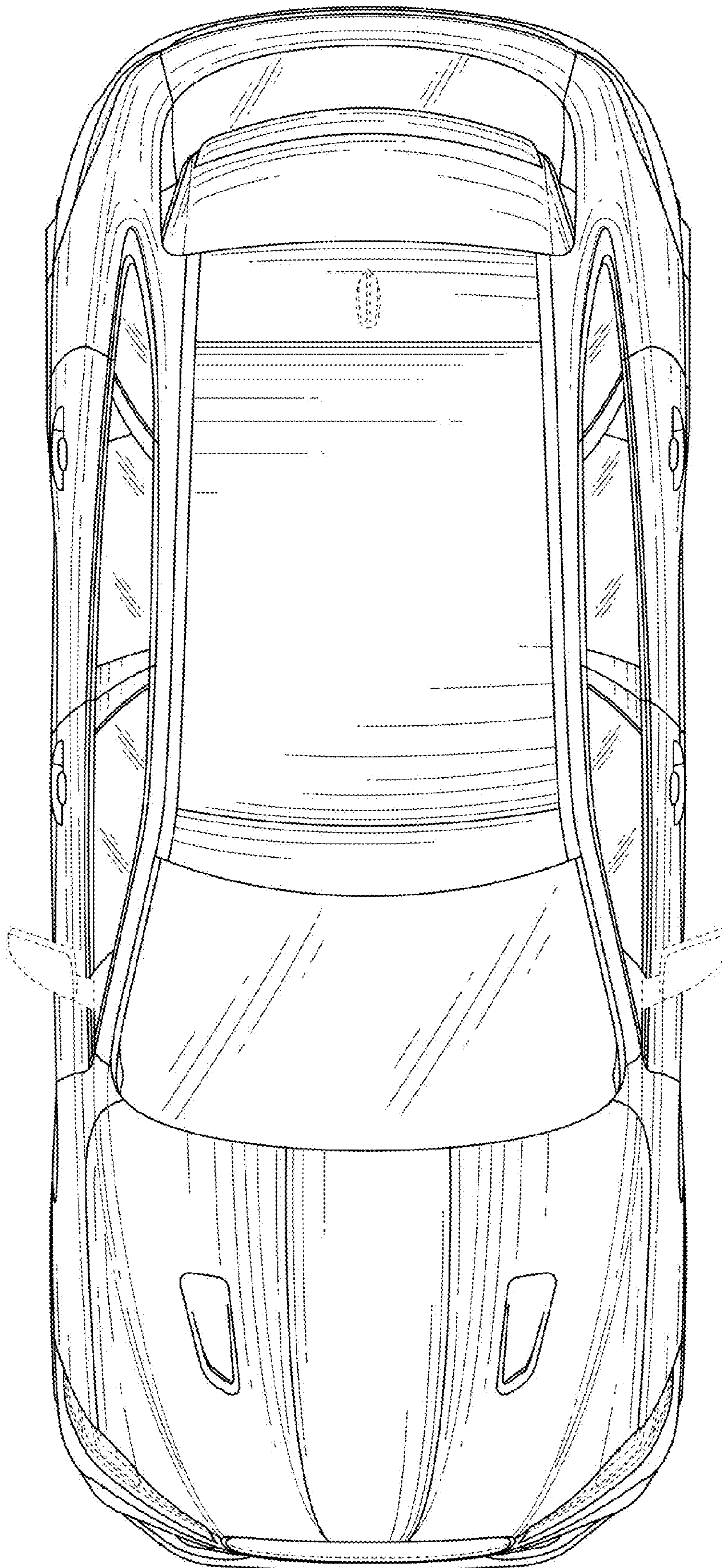


FIG. 7

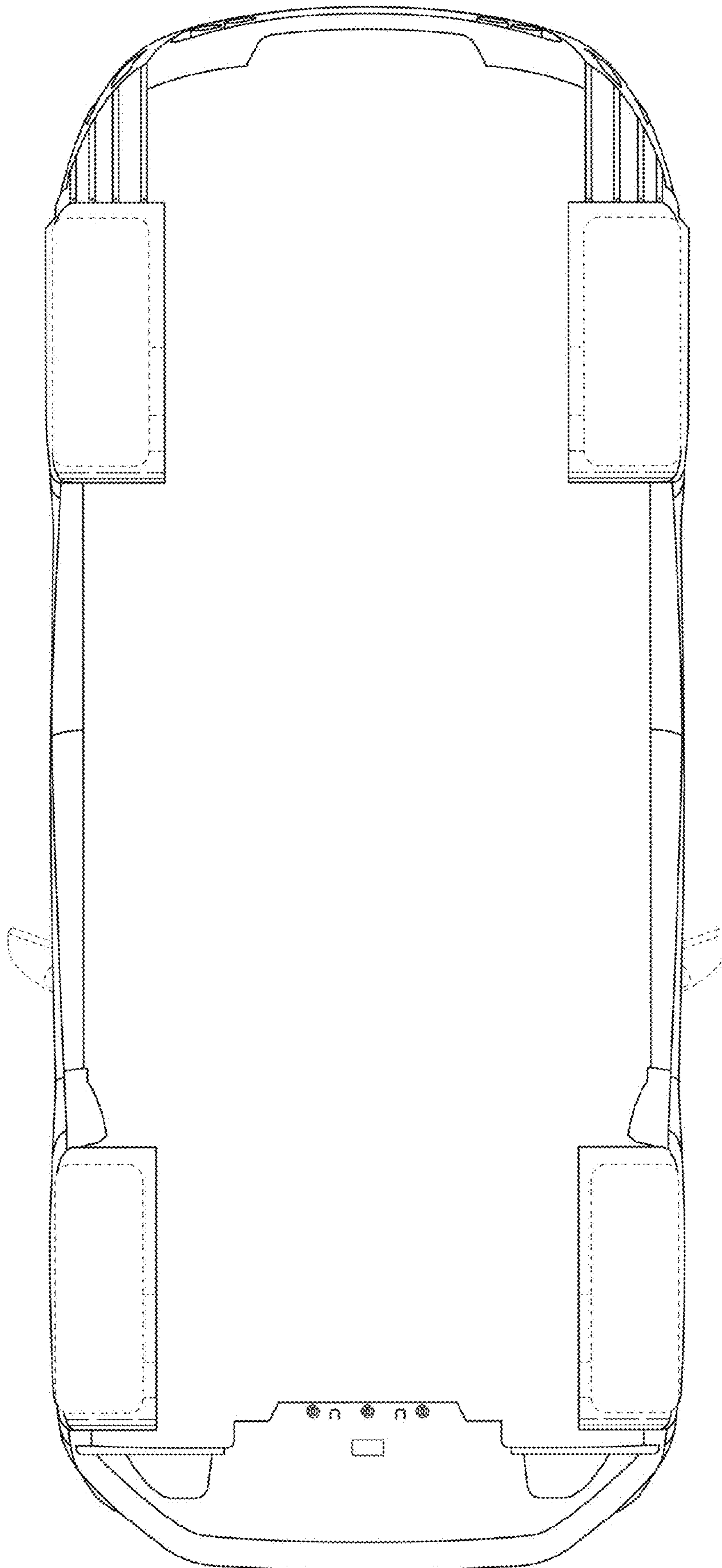


FIG. 8