



US00D988885S

(12) **United States Design Patent** (10) **Patent No.:** **US D988,885 S**
Newhouse et al. (45) **Date of Patent:** **** Jun. 13, 2023**

(54) **THERMOMETER HUB**

(71) Applicants: **Ralph Newhouse**, Monsey, NY (US);
Mehrafza Mirzazad, Brooklyn, NY (US)

(72) Inventors: **Ralph Newhouse**, Monsey, NY (US);
Mehrafza Mirzazad, Brooklyn, NY (US)

(73) Assignee: **RJ Brands LLC**, Mahwah, NJ (US)

(**) Term: **15 Years**

(21) Appl. No.: **29/784,435**

(22) Filed: **May 19, 2021**

(51) **LOC (14) Cl.** **10-04**

(52) **U.S. Cl.**
USPC **D10/57**

(58) **Field of Classification Search**
USPC **D10/57**

CPC G01K 1/08; G01K 13/20; G01K 13/223;
G01K 13/25; G01K 13/252; G01K 1/083;
G01K 1/086; G01K 1/18; G01K 13/002;
G01K 1/14; G01K 5/38; G01K 5/58;
G01K 5/60; G01K 13/00; G01K 13/08;
G01K 13/10; A61B 2562/247; G01J
5/021; G01J 5/048; G01J 5/04; G01J
5/041; G01J 5/042; G01J 5/043; G01J
5/044; G01J 5/045; G01J 5/046; G01J
5/047; G01J 5/049; G01J 5/0265

See application file for complete search history.

(56) **References Cited**

U.S. PATENT DOCUMENTS

D906,139 S * 12/2020 Gong D10/57
D916,604 S * 4/2021 Doherty D10/57
D941,685 S * 1/2022 Carpenter D10/57
D963,494 S * 9/2022 Zemel D10/57

* cited by examiner

Primary Examiner — Antoine Duval Davis

(74) *Attorney, Agent, or Firm* — Bochner IP, PLLC;
Andrew D. Bochner

(57) **CLAIM**

The ornamental design for a thermometer hub, as shown and described.

DESCRIPTION

FIG. 1 is a top, front, right side perspective view;

FIG. 2 is a front elevation view thereof;

FIG. 3 is a rear elevation view thereof;

FIG. 4 is a left side elevation view thereof;

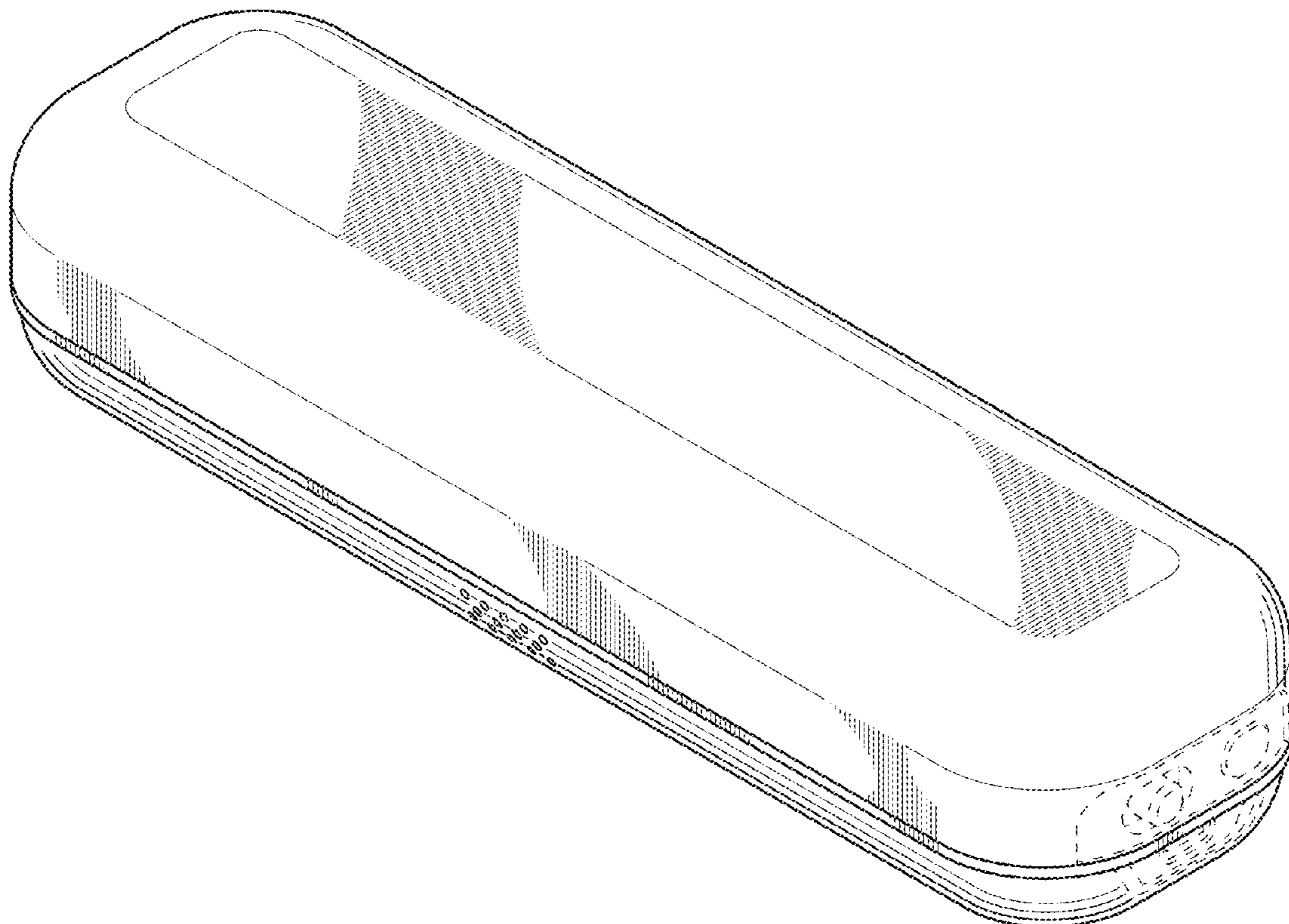
FIG. 5 is a right side elevation view thereof;

FIG. 6 is a top plan view thereof; and,

FIG. 7 is a bottom plan view thereof.

In the drawings, the broken lines are for the purpose of illustrating environment only, and form no part of the claimed design.

1 Claim, 3 Drawing Sheets



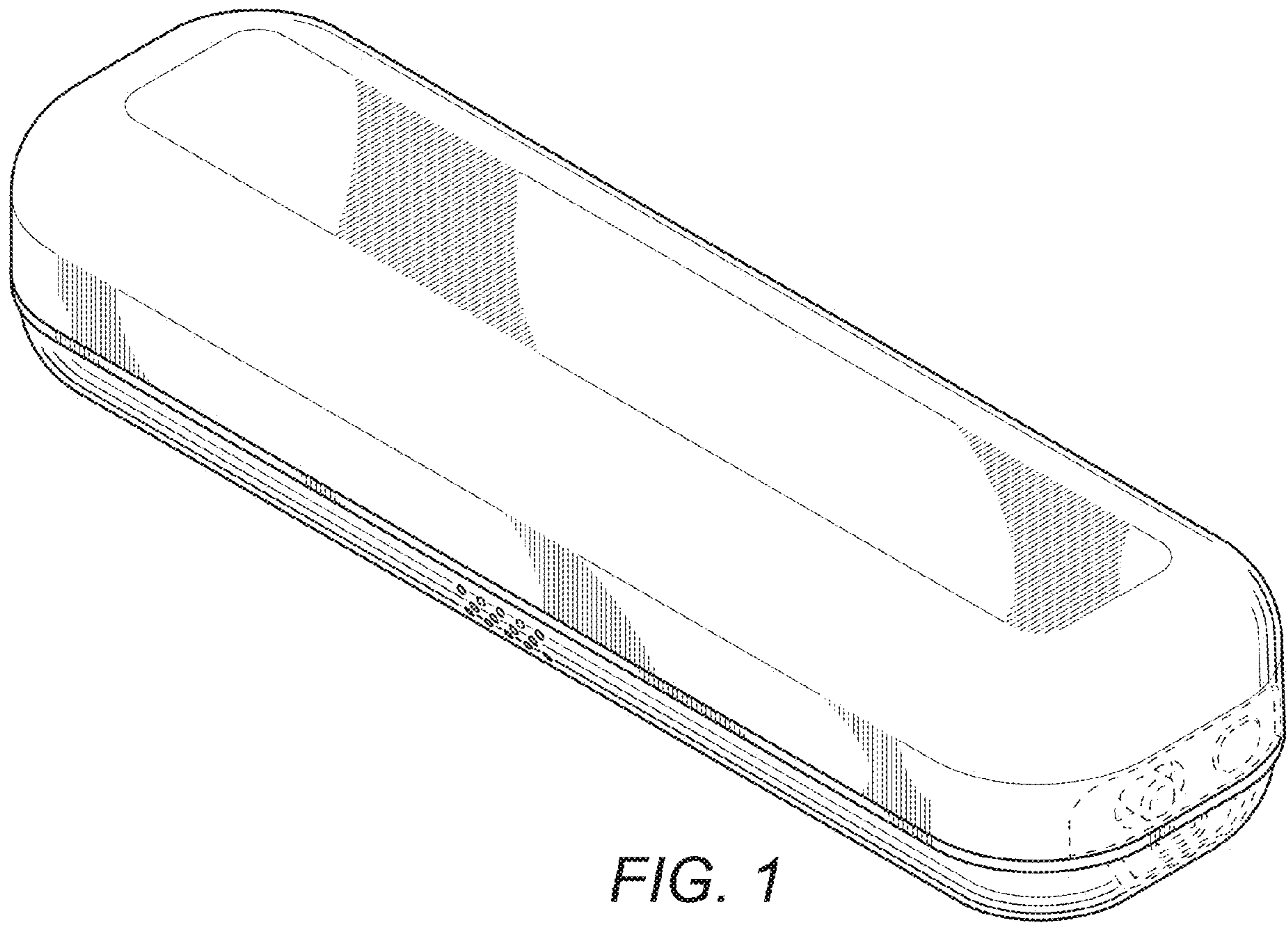


FIG. 1

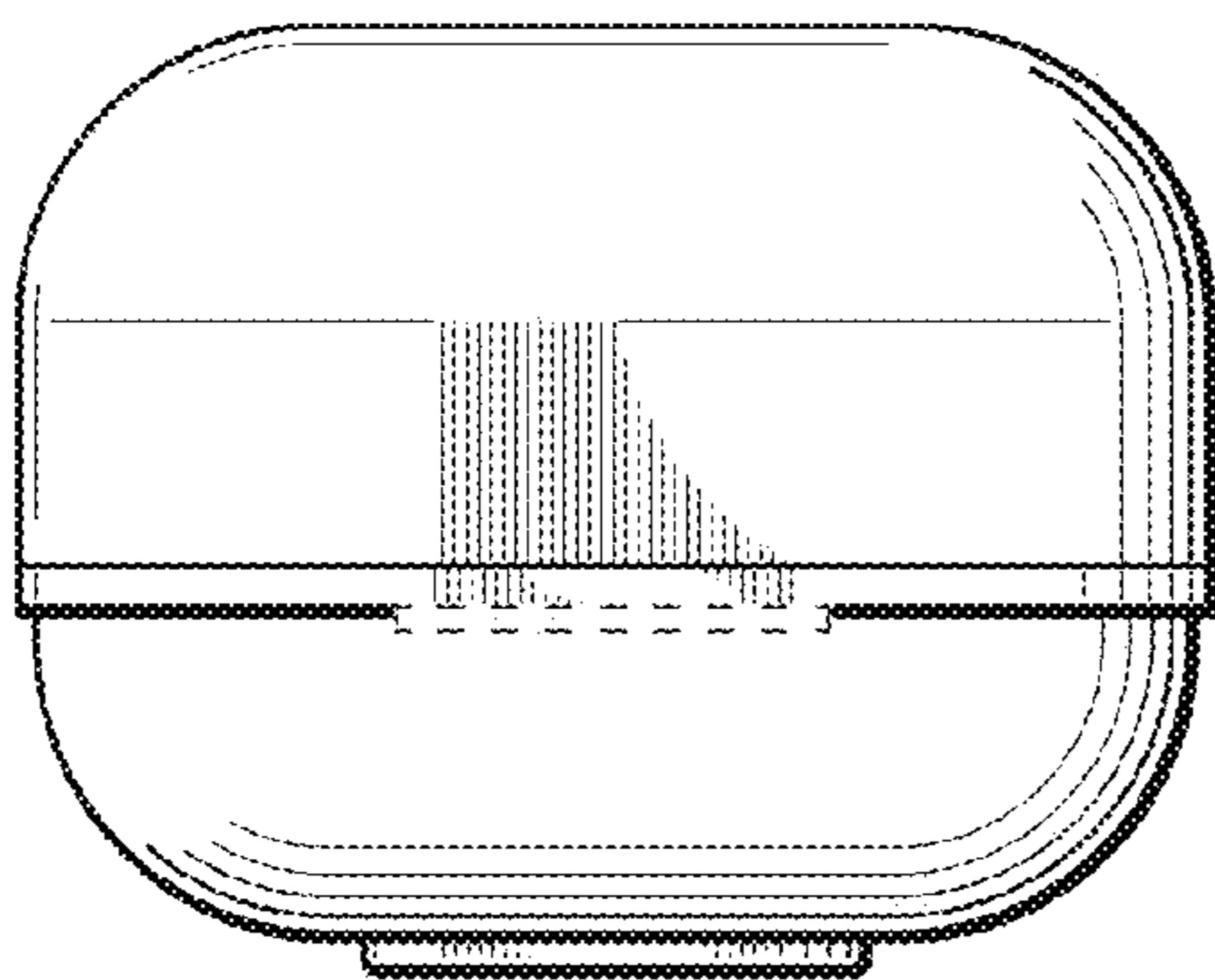


FIG. 4

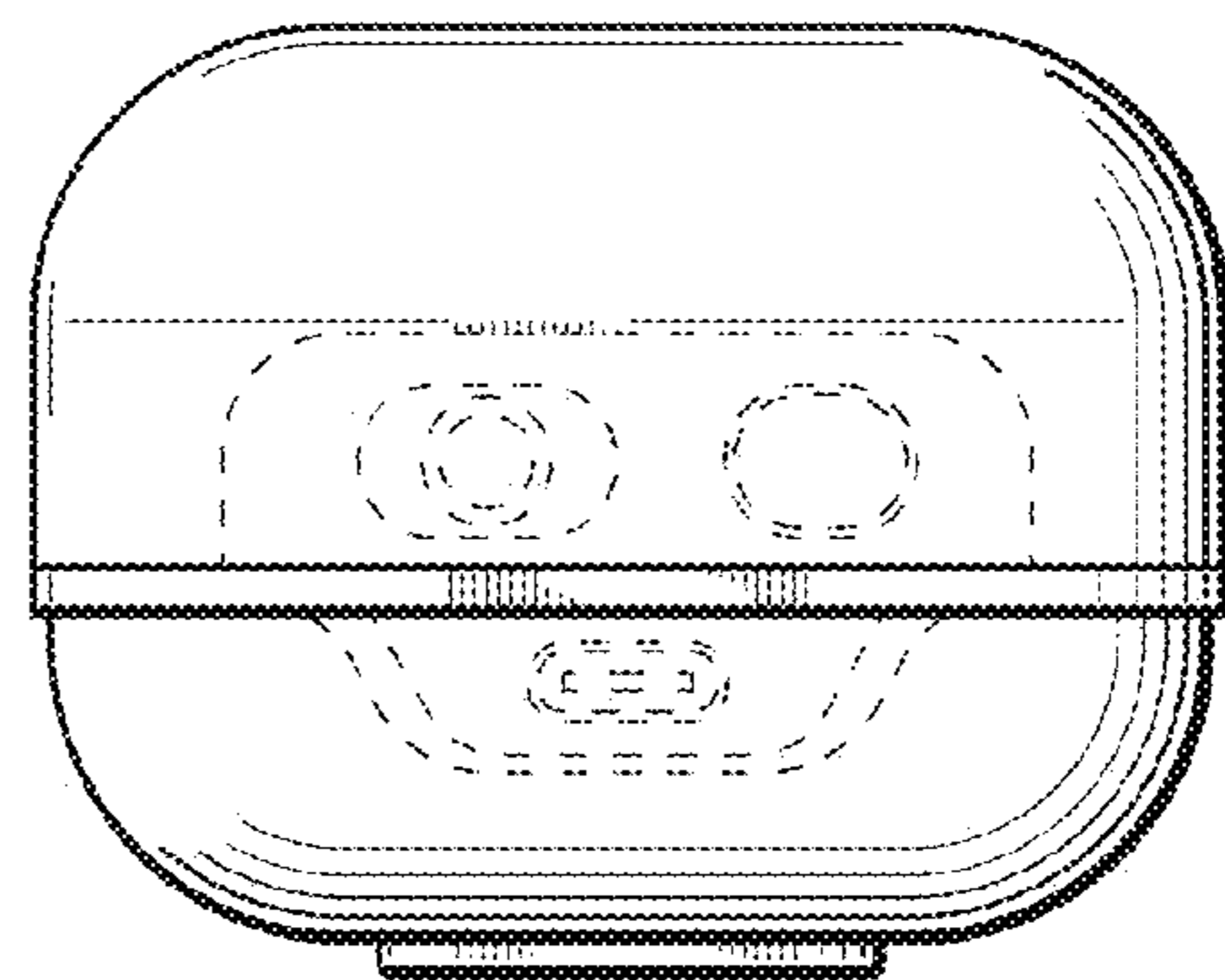


FIG. 5

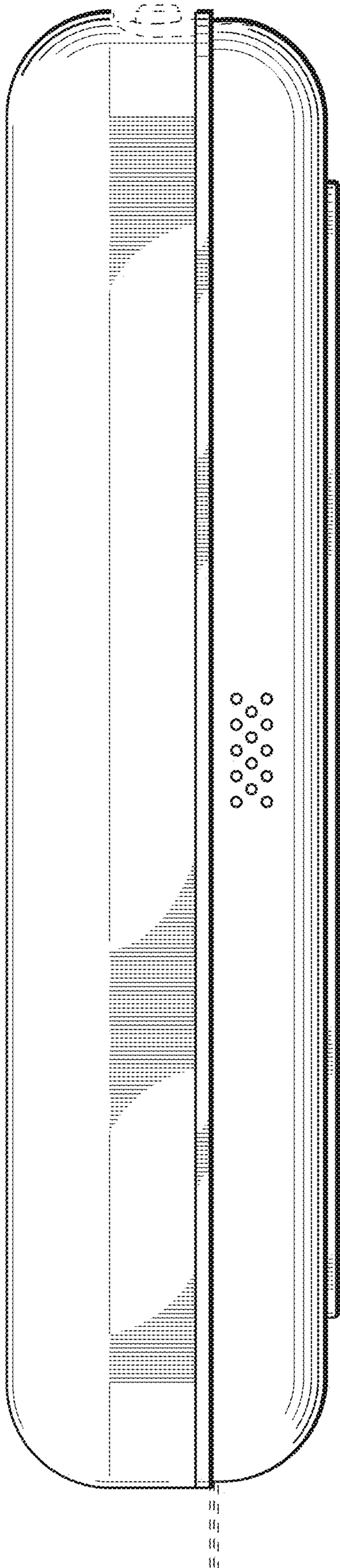


FIG. 2

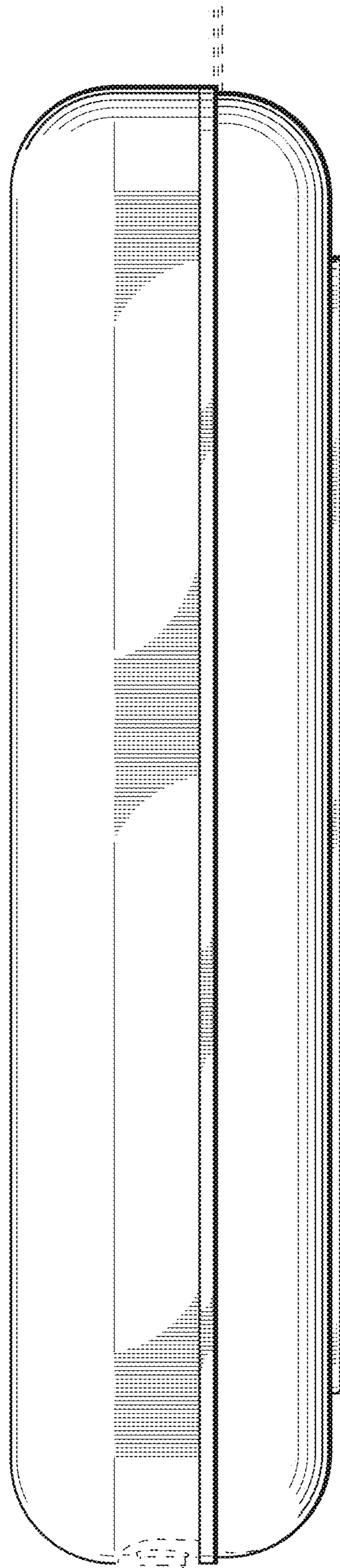


FIG. 3




FIG. 6

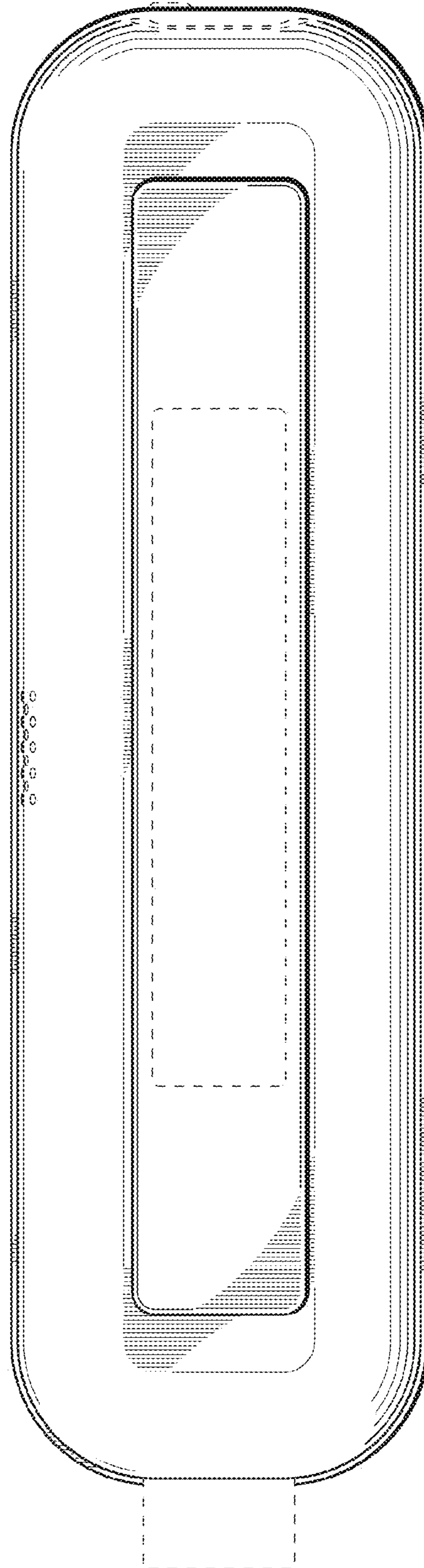


FIG. 7