



US00D988846S

(12) **United States Design Patent**
Veldkamp et al.

(10) **Patent No.:** **US D988,846 S**
(45) **Date of Patent:** **** Jun. 13, 2023**

- (54) **HOOK**
- (71) Applicants: **Marel, Inc.**, Lenexa, KS (US); **Marel Further Processing B.V.**, Boxmeer (NL)
- (72) Inventors: **Brent M. Veldkamp**, Lenexa, KS (US); **Tim Weers**, Lenexa, KS (US); **Mattheus Catharina Willems**, Lenexa, KS (US); **Johannes Martinus Meulendijks**, Boxmeer (NL)
- (73) Assignees: **MAREL FURTHER PROCESSING B.V.**, Boxmeer (NL); **MAREL, INC.**, Lenexa, KS (US)
- (**) Term: **15 Years**
- (21) Appl. No.: **29/727,812**
- (22) Filed: **Mar. 13, 2020**
- (51) **LOC (14) Cl.** **08-11**
- (52) **U.S. Cl.**
USPC **D8/367**
- (58) **Field of Classification Search**
USPC D8/367, 354, 349, 373, 356, 372;
D6/323; 248/301-304, 339, 205.5;
D34/35
CPC .. A47G 1/00; A47G 25/00; A47G 1/17; F16B
47/003; B26B 11/008; A47J 43/18
See application file for complete search history.

- 5,354,229 A 10/1994 Markwardt et al.
 - D397,287 S * 8/1998 Hergott D8/367
 - 6,125,991 A 10/2000 Veldkamp et al.
 - 6,312,030 B1 * 11/2001 Johannes A47J 43/283
294/26
 - D461,293 S * 8/2002 Myers D8/367
 - 6,523,462 B1 2/2003 Johnson et al.
 - 6,592,452 B1 * 7/2003 Myers A22C 11/00
452/51
 - 7,195,552 B1 3/2007 Johnson et al.
 - 7,219,936 B1 * 5/2007 Willford A47J 37/04
99/421 A
 - D554,429 S * 11/2007 Measom D7/409
- (Continued)

FOREIGN PATENT DOCUMENTS

- EP 0482368 B1 3/1996
 - EP 1430779 A1 6/2004
- (Continued)

Primary Examiner — Cynthia R Underwood
(74) *Attorney, Agent, or Firm* — Workman Nydegger

(57) **CLAIM**

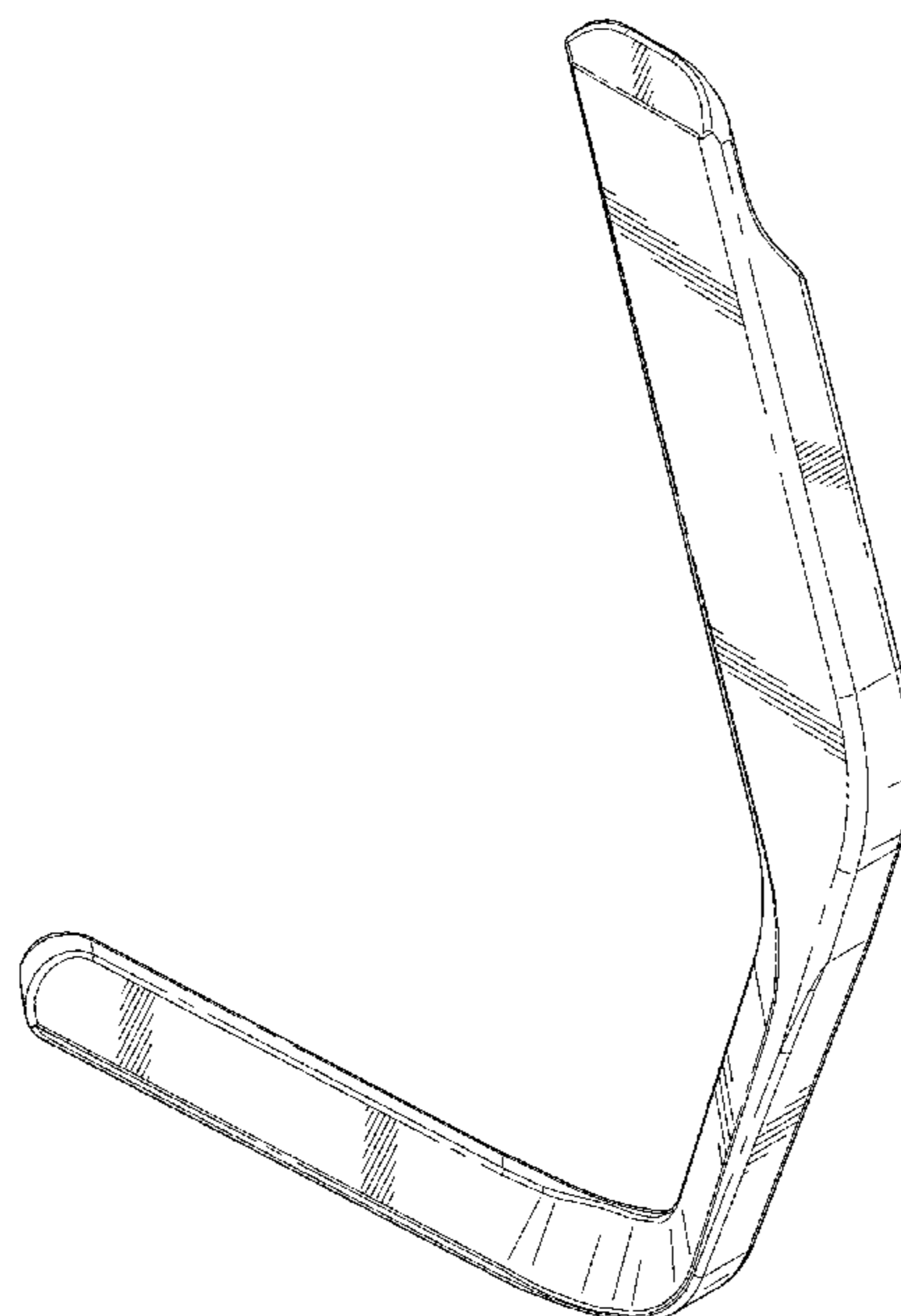
The ornamental design for a hook, as shown and described.

DESCRIPTION

FIG. 1 is a front perspective view of a hook.
 FIG. 2 is a rear perspective view of the hook of FIG. 1.
 FIG. 3 is a front elevational view of the hook of FIG. 1.
 FIG. 4 is a rear elevational view of the hook of FIG. 1.
 FIG. 5 is a first side elevational view of the hook of FIG. 1.
 FIG. 6 is a second side elevational view of the hook of FIG. 1.
 FIG. 7 is a top plan view of the hook of FIG. 1; and,
 FIG. 8 is a bottom plan view of the hook of FIG. 1.
 The broken lines illustrate environmental supplementary structure of the hook and form no part of the claimed design.

1 Claim, 5 Drawing Sheets

- (56) **References Cited**
U.S. PATENT DOCUMENTS
- 3,218,018 A 11/1965 Pusch et al.
- D257,945 S * 1/1981 Fischer D8/373
- 4,532,858 A 8/1985 Hershfeld
- 5,085,612 A 2/1992 Muller
- 5,163,864 A 11/1992 Burger et al.



(56)

References Cited

U.S. PATENT DOCUMENTS

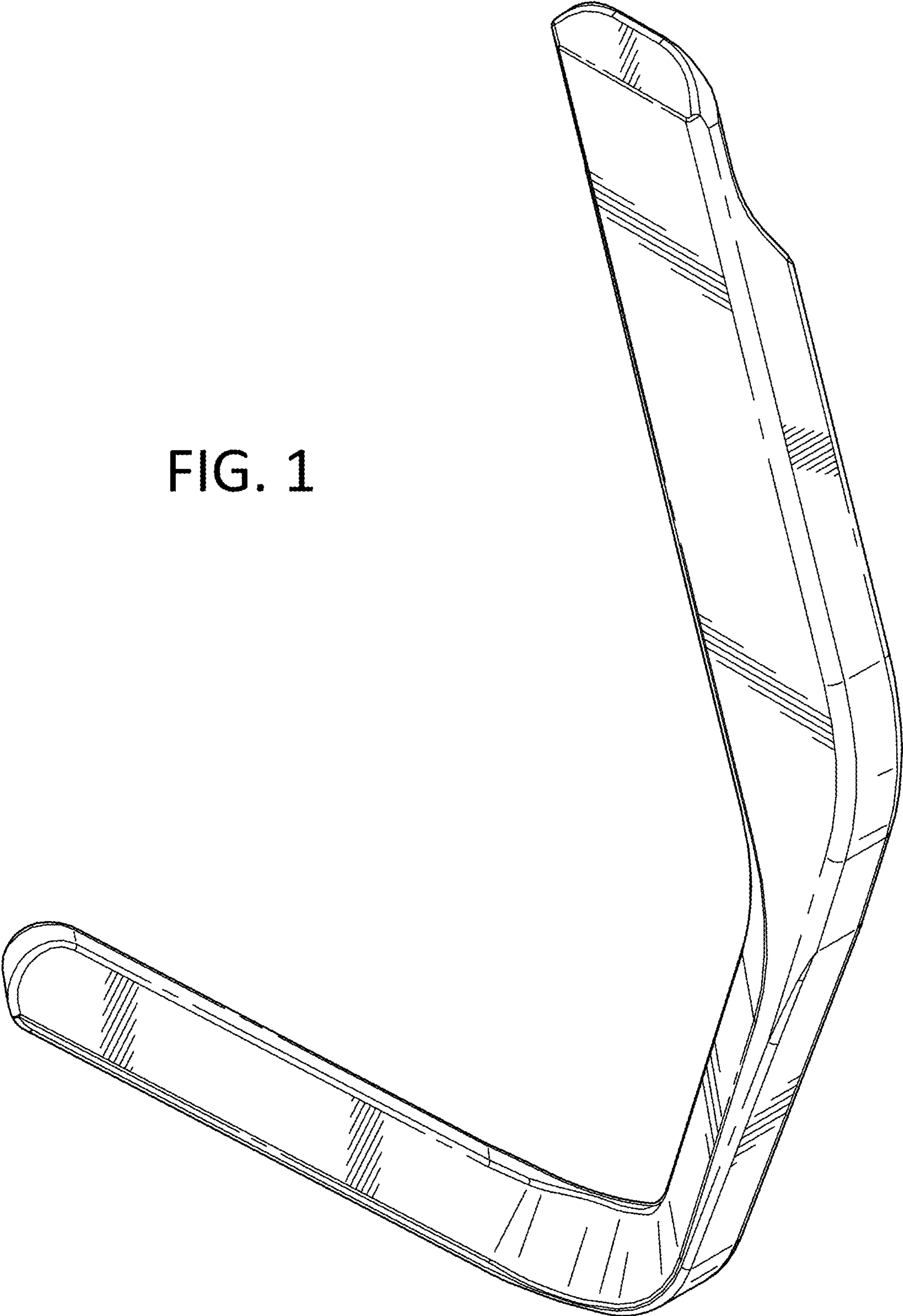
D569,171	S *	5/2008	Barth	A47J 43/18 D7/387
7,520,802	B1	4/2009	Veldkamp et al.	
D646,962	S *	10/2011	Knorr	D8/398
D720,986	S *	1/2015	Citterio	D8/367
D738,198	S *	9/2015	Kidd	D8/367
D801,155	S *	10/2017	Kuniyoshi	D8/367
9,801,479	B2 *	10/2017	Belt	A47G 7/045
D810,548	S *	2/2018	Lynn	D8/367
D858,258	S *	9/2019	Forsythe	D8/367
D863,041	S *	10/2019	Short	D8/356
D863,943	S *	10/2019	Knight	D8/367
D911,827	S *	3/2021	Tu	D8/367
D918,021	S *	5/2021	Goodman	D8/367
D930,461	S *	9/2021	Wedding	D8/367
11,317,634	B2 *	5/2022	Veldkamp	A22C 11/008
D971,545	S *	11/2022	Gardiner	D34/35
2007/0184768	A1	8/2007	Sorensen et al.	
2008/0044536	A1 *	2/2008	Barth	A47J 43/18 426/523
2011/0130082	A1	6/2011	Knodel	
2022/0296046	A1 *	9/2022	O'Dea	A47J 43/18
2023/0030095	A1 *	2/2023	Goguen	B26B 11/008

FOREIGN PATENT DOCUMENTS

EP	1177724	B1	4/2005
GB	1428586		3/1976

* cited by examiner

FIG. 1



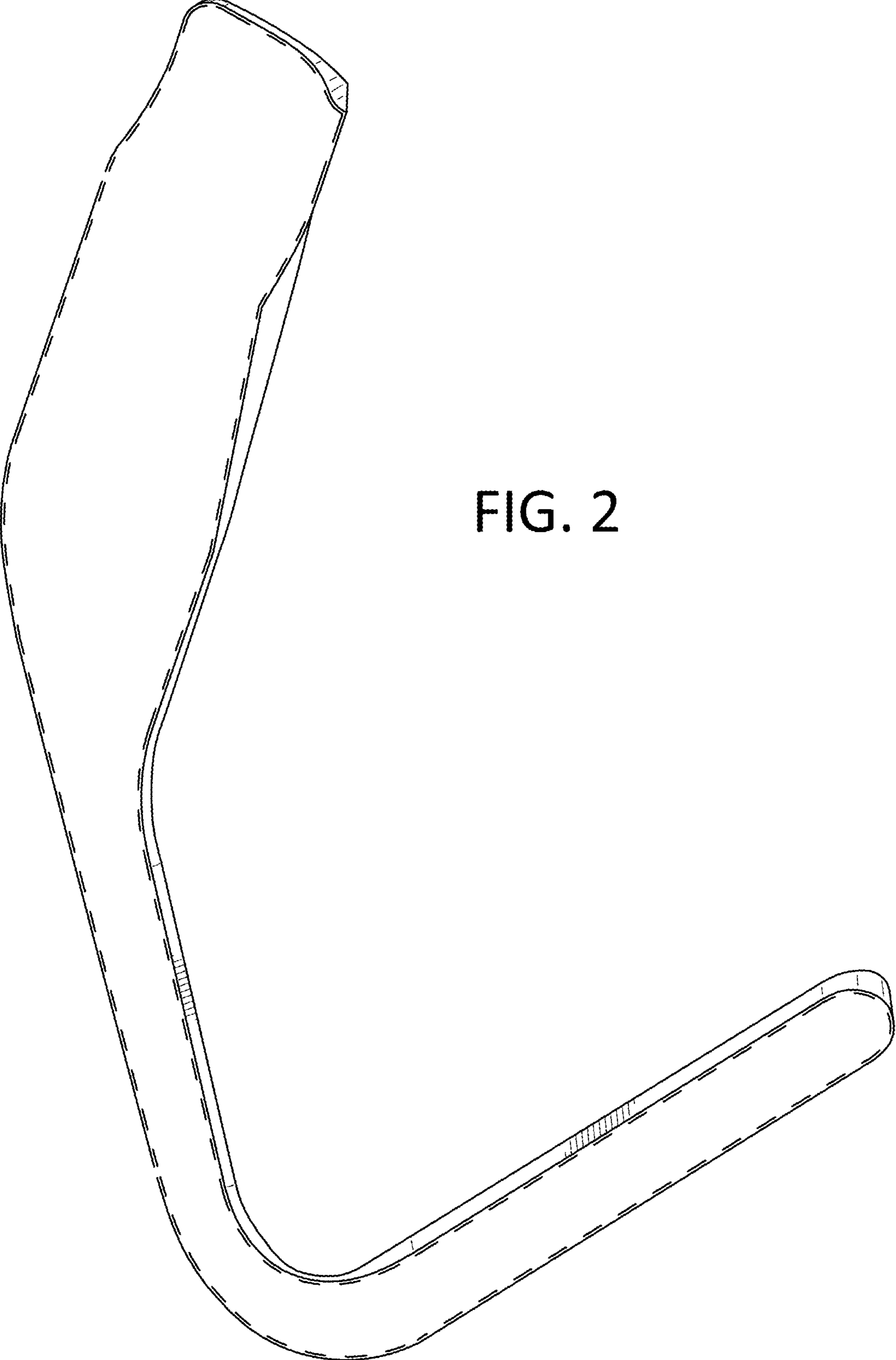


FIG. 2

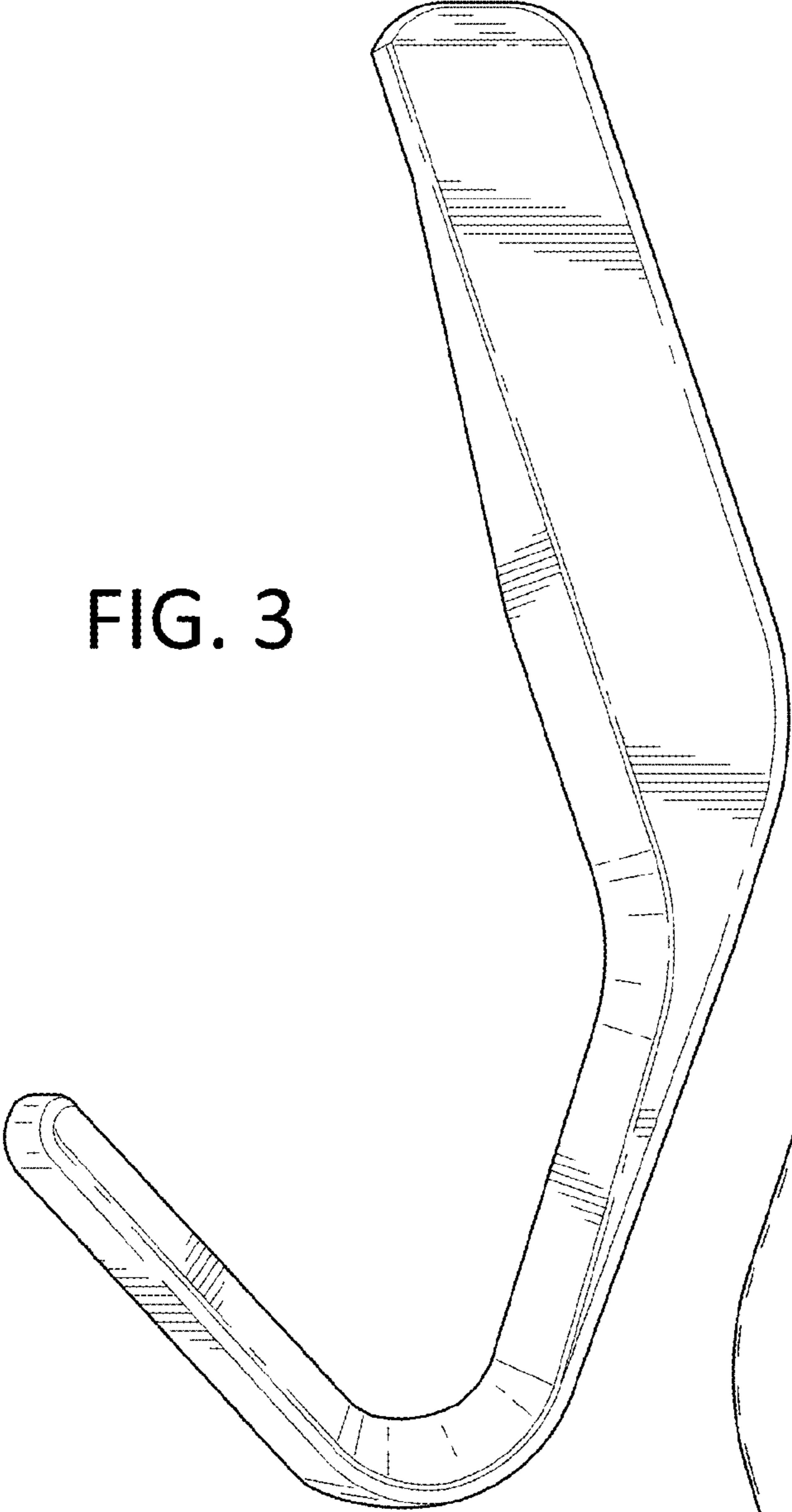


FIG. 3

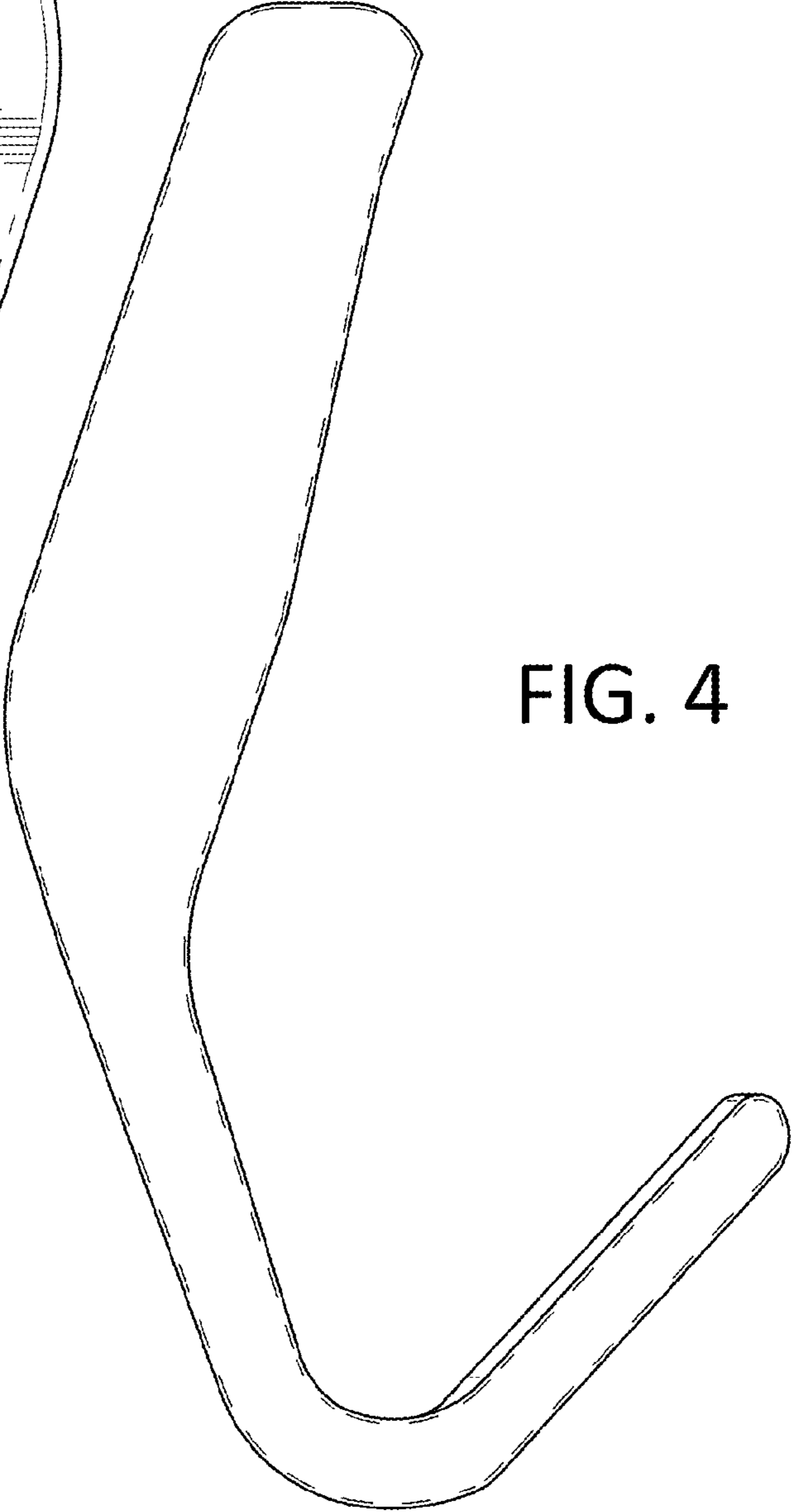


FIG. 4

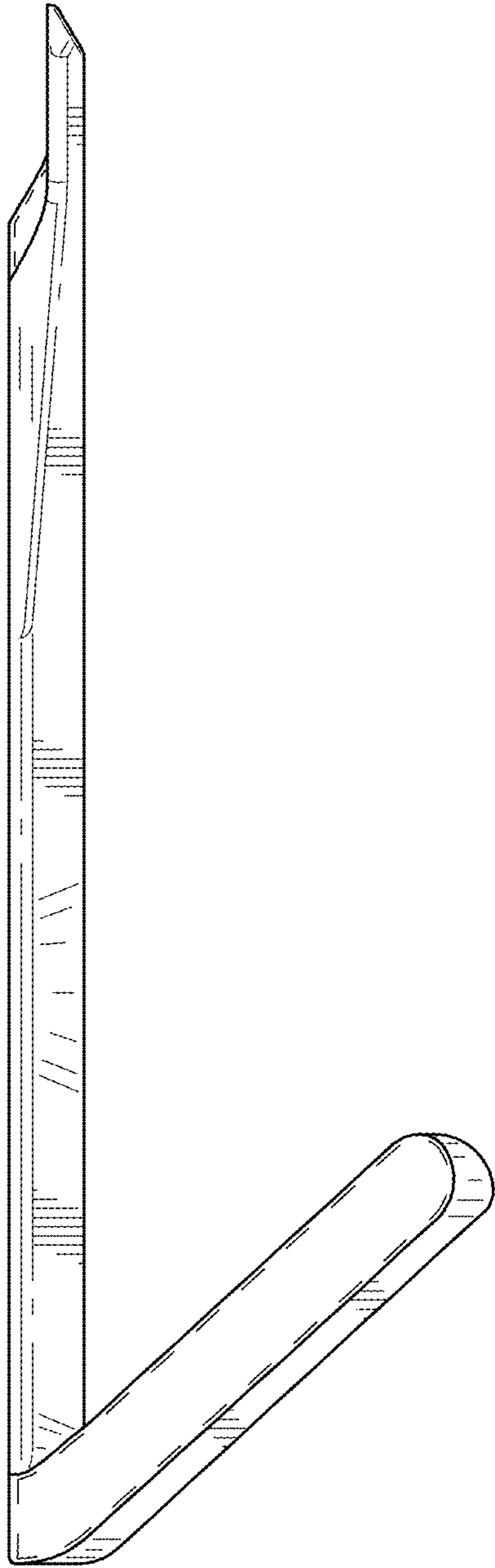


FIG. 5

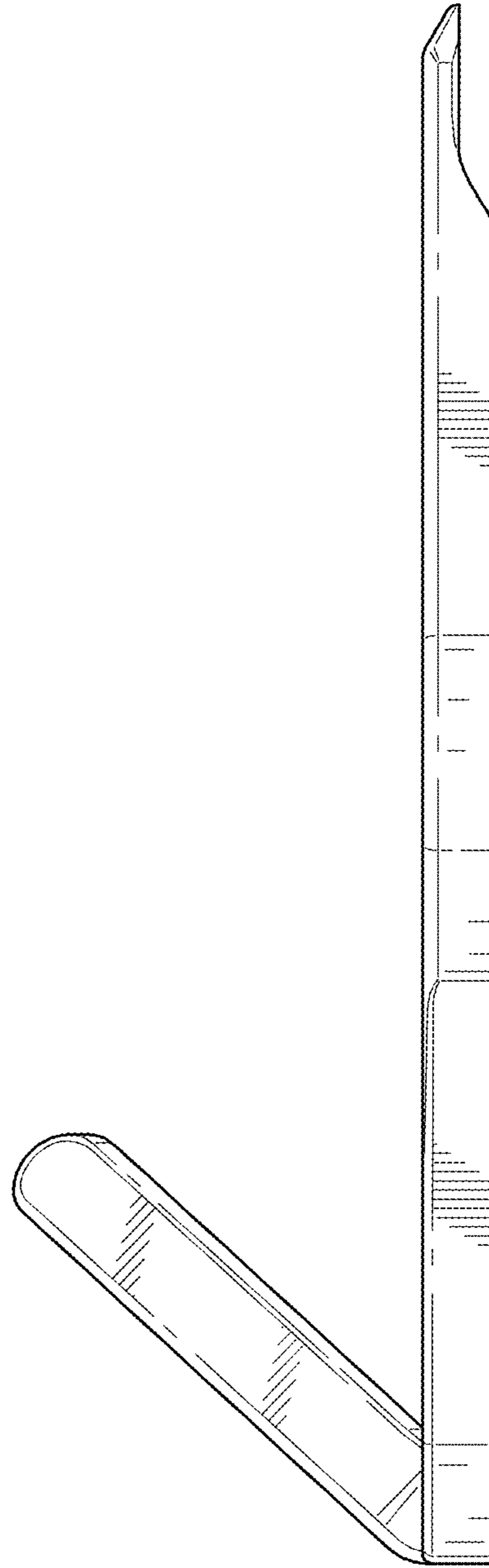


FIG. 6

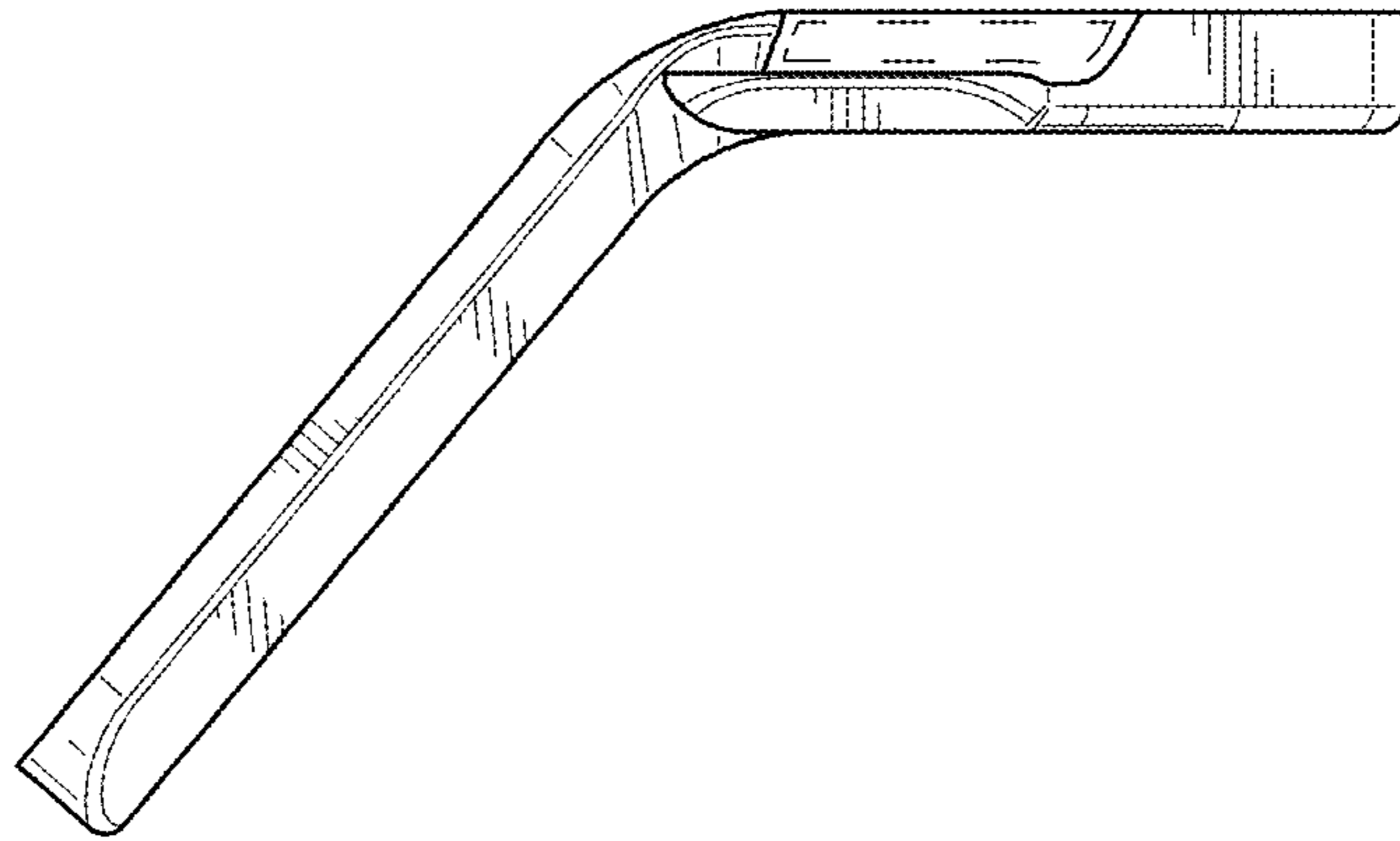


FIG. 7

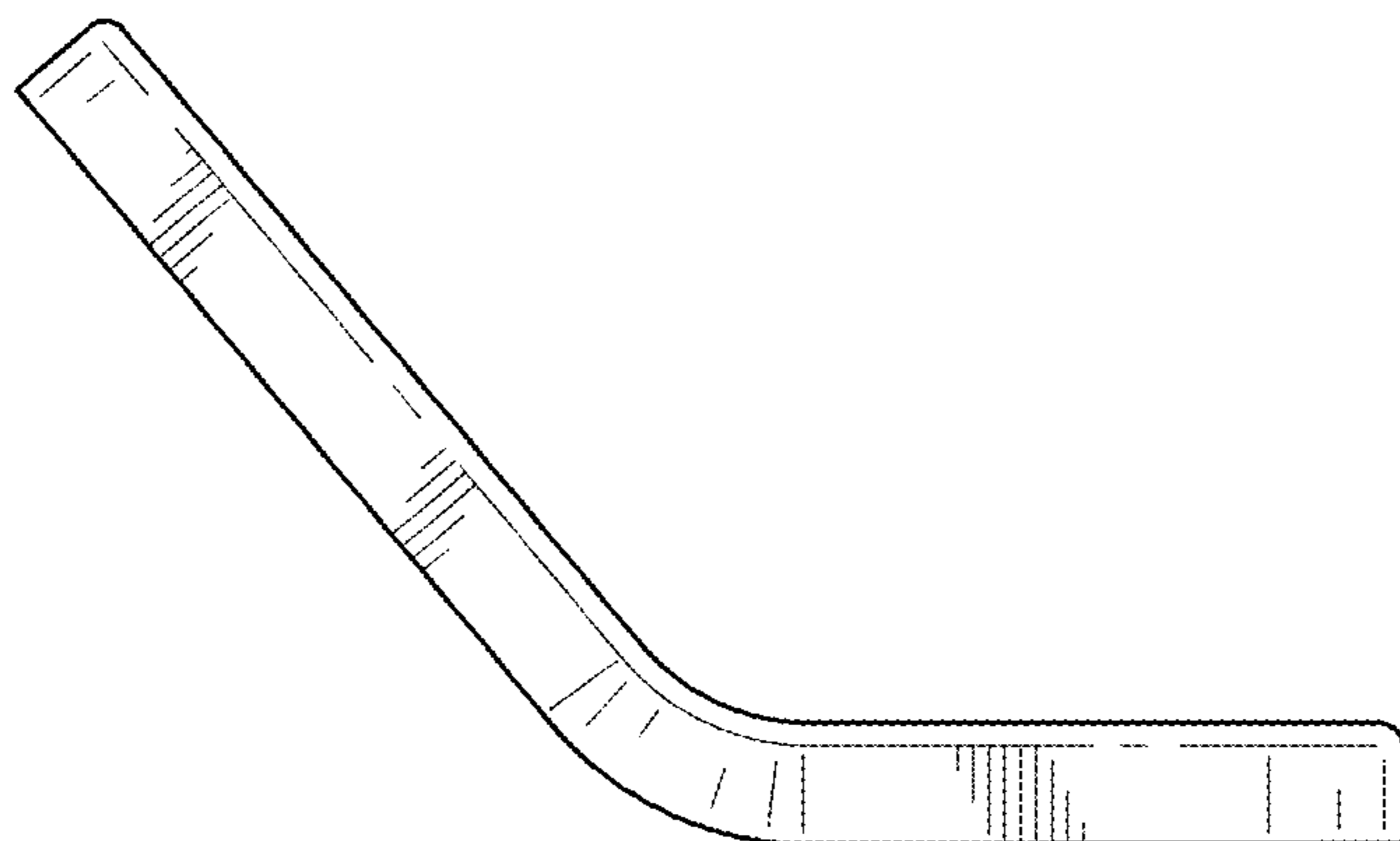


FIG. 8