



US00D988837S

(12) **United States Design Patent**
McIntosh

(10) **Patent No.:** **US D988,837 S**
(45) **Date of Patent:** **** Jun. 13, 2023**

- (54) **CABLE MOUNTABLE DUCT SADDLE**
- (71) Applicant: **David Jon McIntosh**, Ahwahnee, CA (US)
- (72) Inventor: **David Jon McIntosh**, Ahwahnee, CA (US)
- (**) Term: **15 Years**
- (21) Appl. No.: **29/748,082**
- (22) Filed: **Aug. 27, 2020**
- (51) **LOC (14) Cl.** **08-05**
- (52) **U.S. Cl.**
USPC **D8/354**
- (58) **Field of Classification Search**
USPC D8/354, 390, 355–357, 360, 373, D8/380–382, 394–395, 47–49, 40
CPC ... E04C 5/18; E04C 5/168; E04C 5/20; E04C 2/044; E04C 2/288; E04C 2/384; E04C 2002/047; E04C 2003/026; E04C 5/02; E04C 5/03; E04C 5/16; E04C 5/163; E04C 5/201; E04C 5/203; B62D 17/00
See application file for complete search history.

- D942,245 S * 2/2022 Gualtieri D8/354
- D942,837 S * 2/2022 Rice D8/354
- D944,062 S * 2/2022 Puga D8/1
- 11,243,368 B1 * 2/2022 Rottie G02B 6/4471
- D944,625 S * 3/2022 Wu D8/349
- D945,356 S * 3/2022 Ganshaw D13/102

* cited by examiner

Primary Examiner — Karen S Acker
Assistant Examiner — Elizabeth S Ko
(74) *Attorney, Agent, or Firm* — Ashok Tankha

(57) **CLAIM**

The ornamental design for a cable mountable duct saddle, as shown and described.

DESCRIPTION

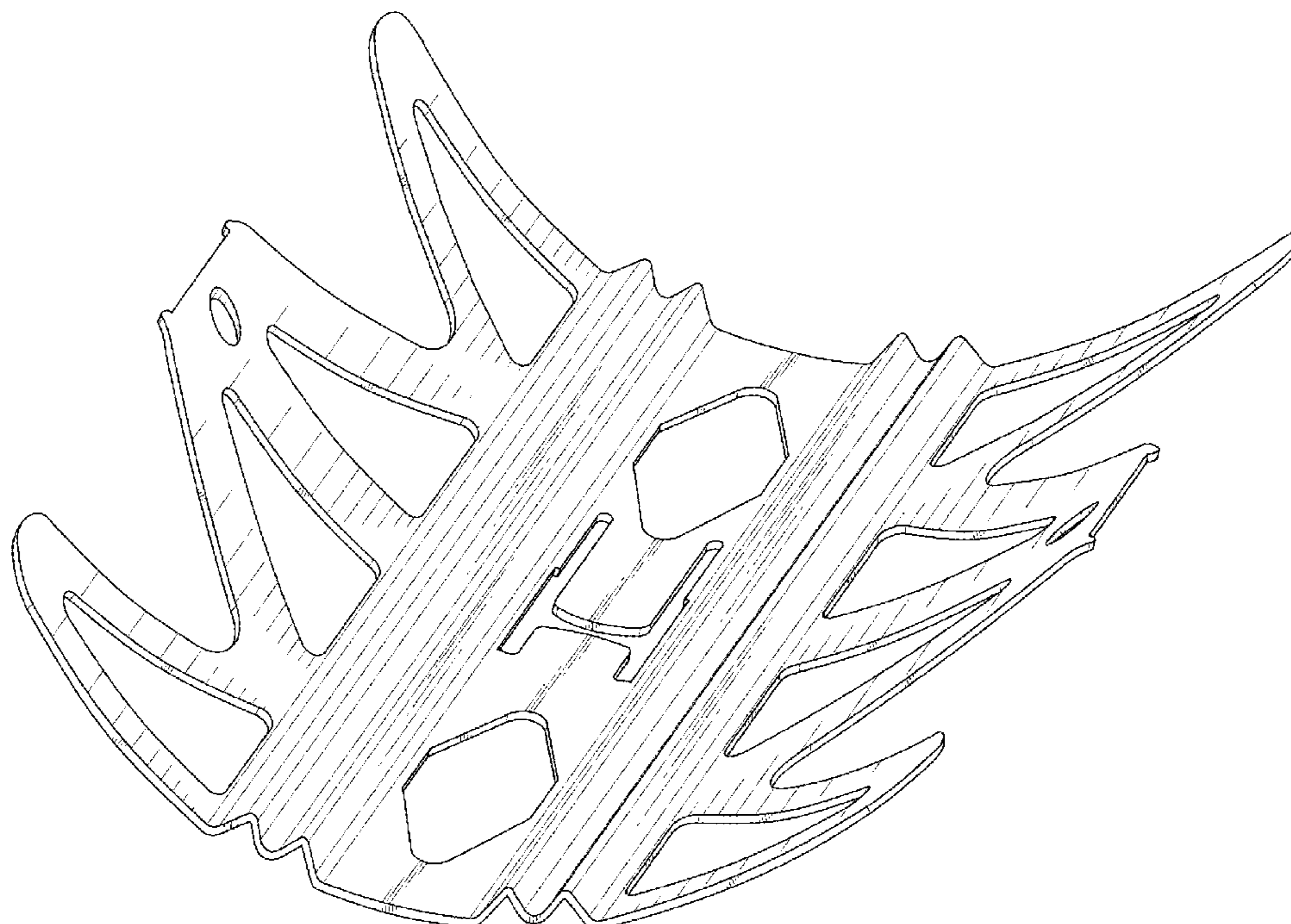
FIG. 1 illustrates a front right-side perspective view of a cable mountable duct saddle;
FIG. 2 illustrates an isometric view of the cable mountable duct saddle;
FIG. 3 illustrates a right-side view thereof;
FIG. 4 illustrates a left-side view thereof;
FIG. 5 illustrates a rear view thereof;
FIG. 6 illustrates a front view thereof;
FIG. 7 illustrates a top view thereof;
FIG. 8 illustrates a bottom view thereof;
FIG. 9 is a front view of the cable mountable duct saddle of FIG. 1 shown in a position of use with environmental subject matter; and,
FIG. 10 is a front view of the cable mountable duct saddle of FIG. 1 shown in a second position of use.
The broken lines shown in FIGS. 9-10 depict environmental subject matter that forms no part of the claimed design.

(56) **References Cited**

U.S. PATENT DOCUMENTS

- D886,569 S * 6/2020 Vlad D8/354
- D892,597 S * 8/2020 Stoops D8/354
- D898,554 S * 10/2020 Evans D8/354
- D912,497 S * 3/2021 Herbertsson D8/354
- D922,856 S * 6/2021 Stearns D8/354
- D924,042 S * 7/2021 Shaffer D8/354
- D937,073 S * 11/2021 Chapagain D8/354
- D939,935 S * 1/2022 Tang D8/354

1 Claim, 10 Drawing Sheets



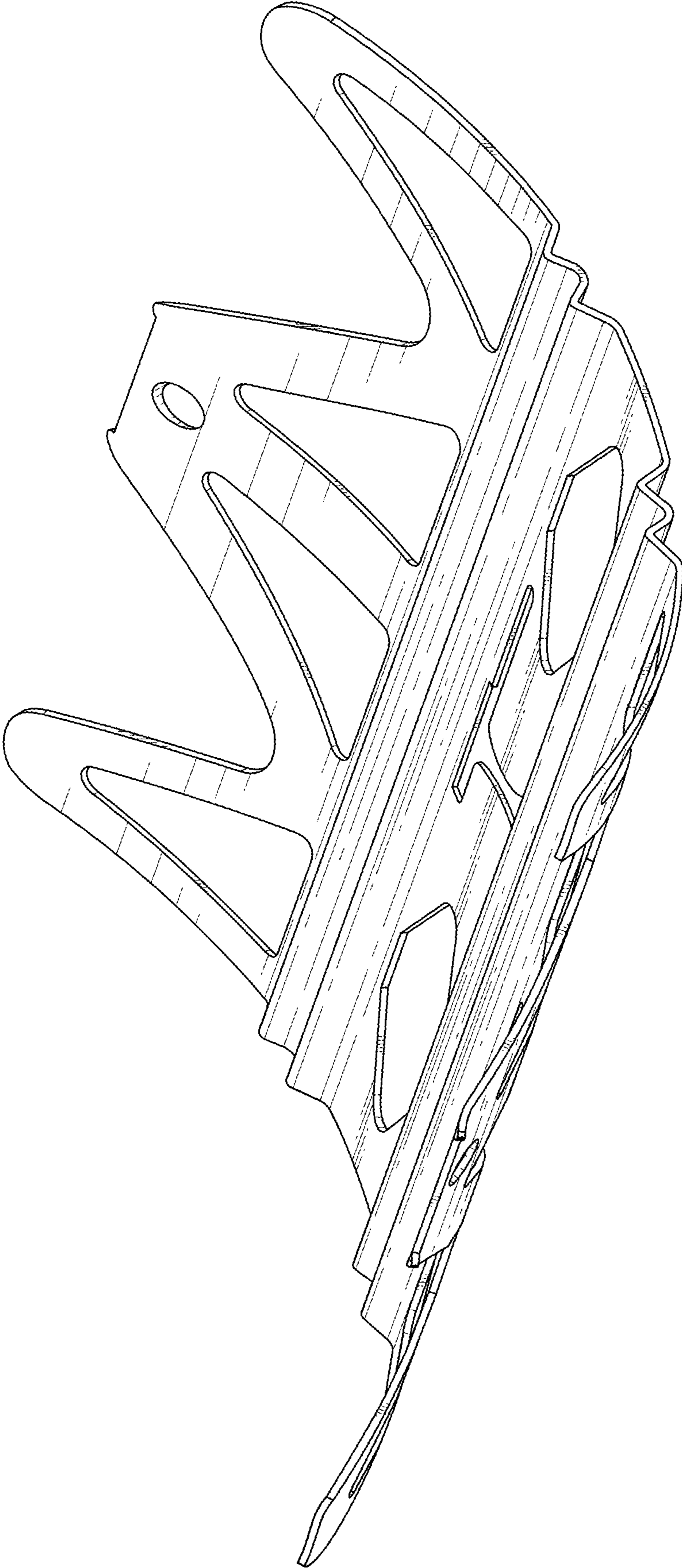


FIG. 1

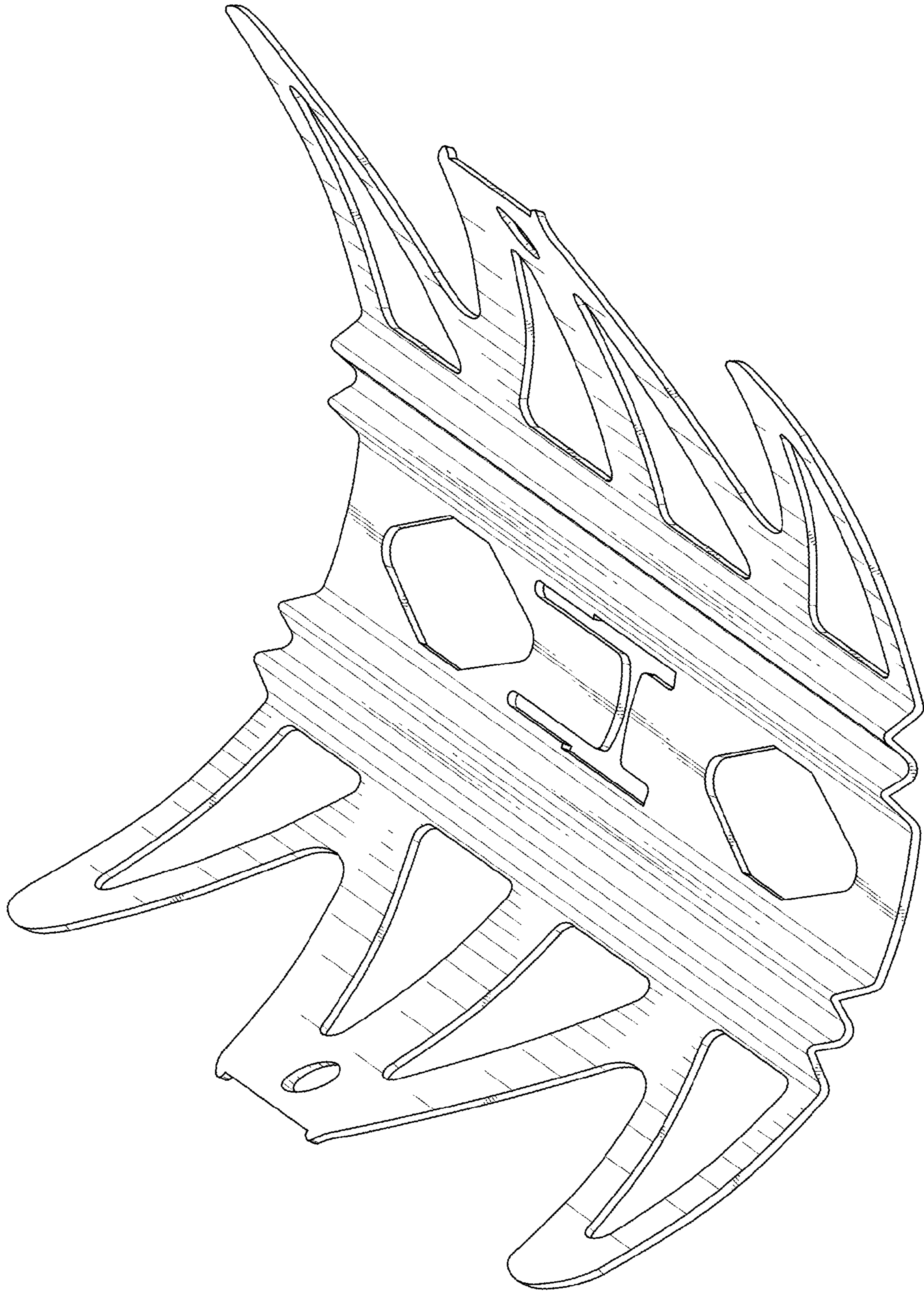


FIG. 2




FIG. 3




FIG. 4

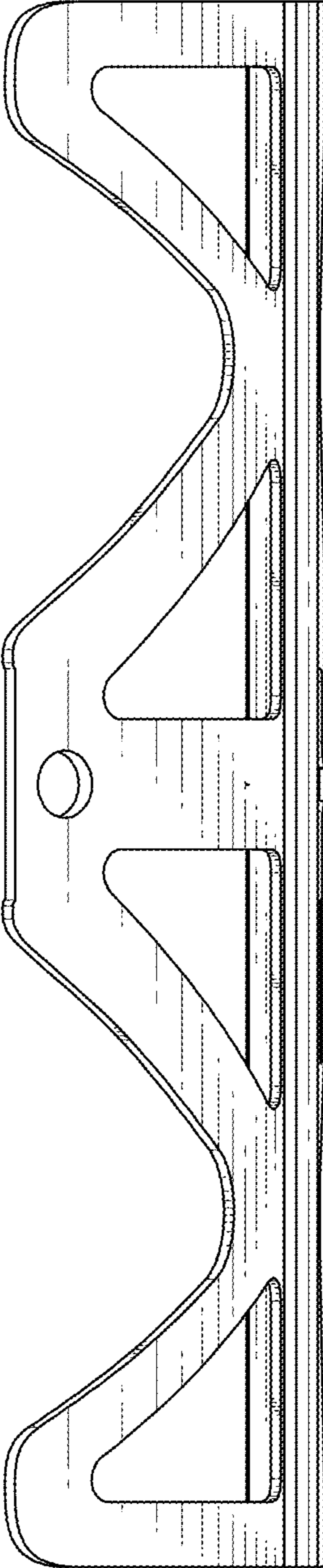


FIG. 5

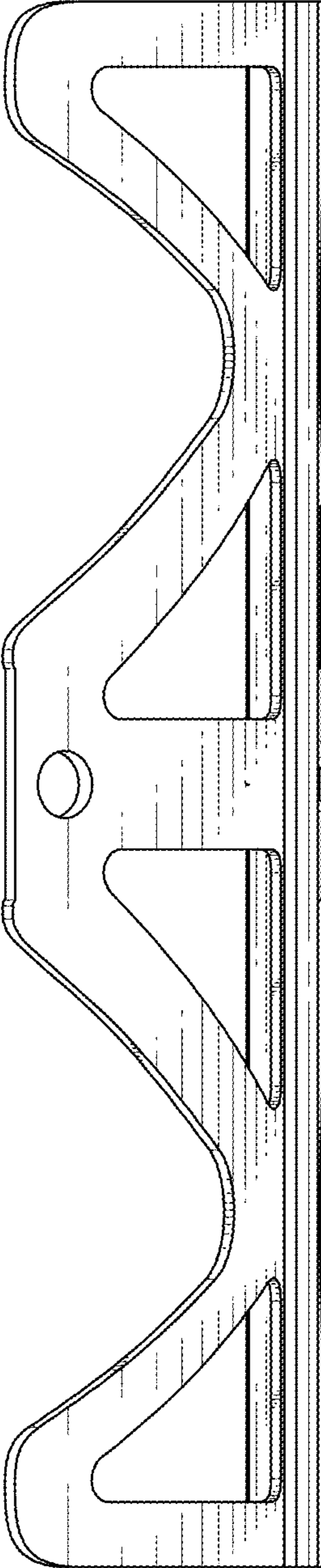


FIG. 6

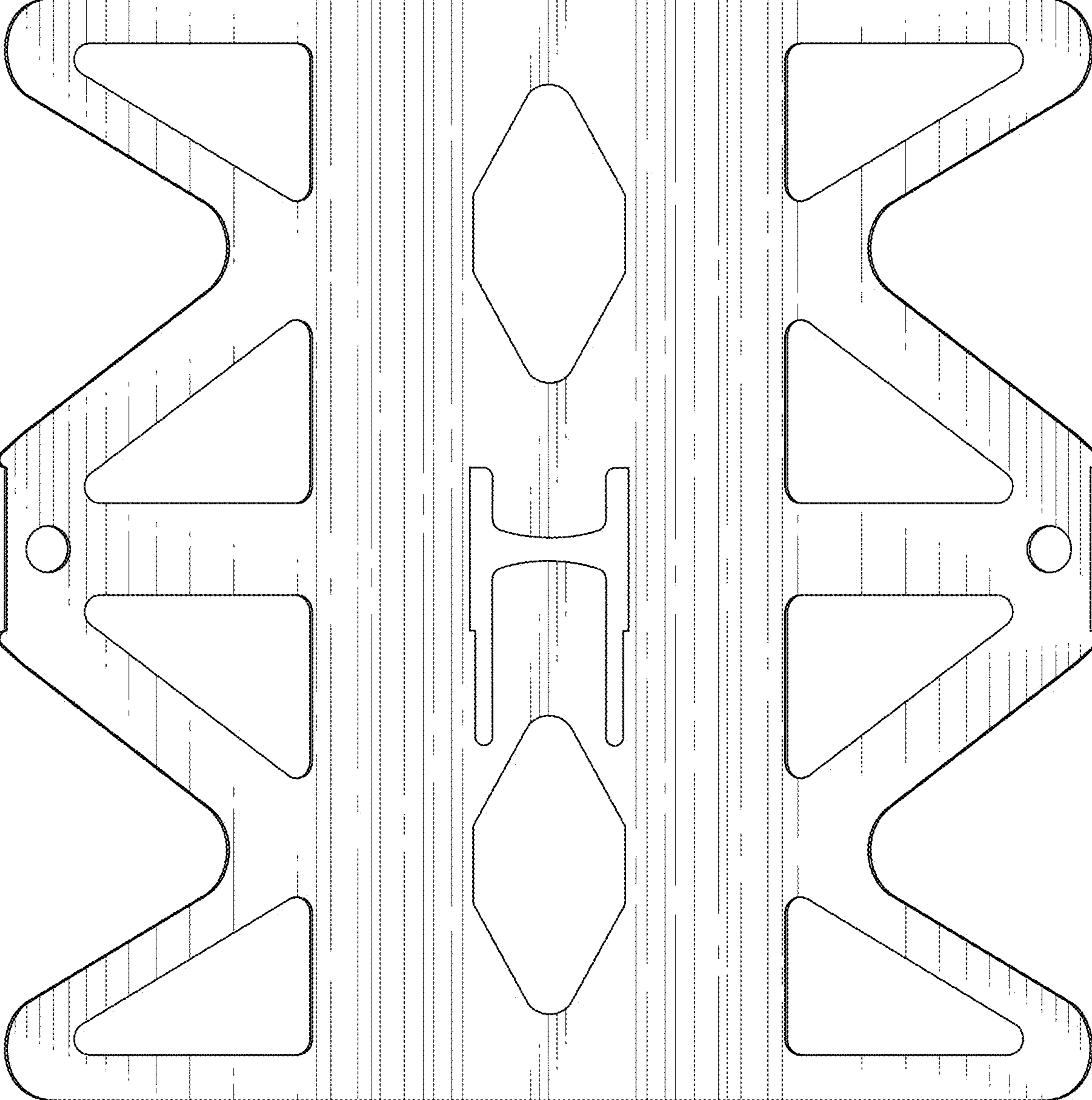


FIG. 7

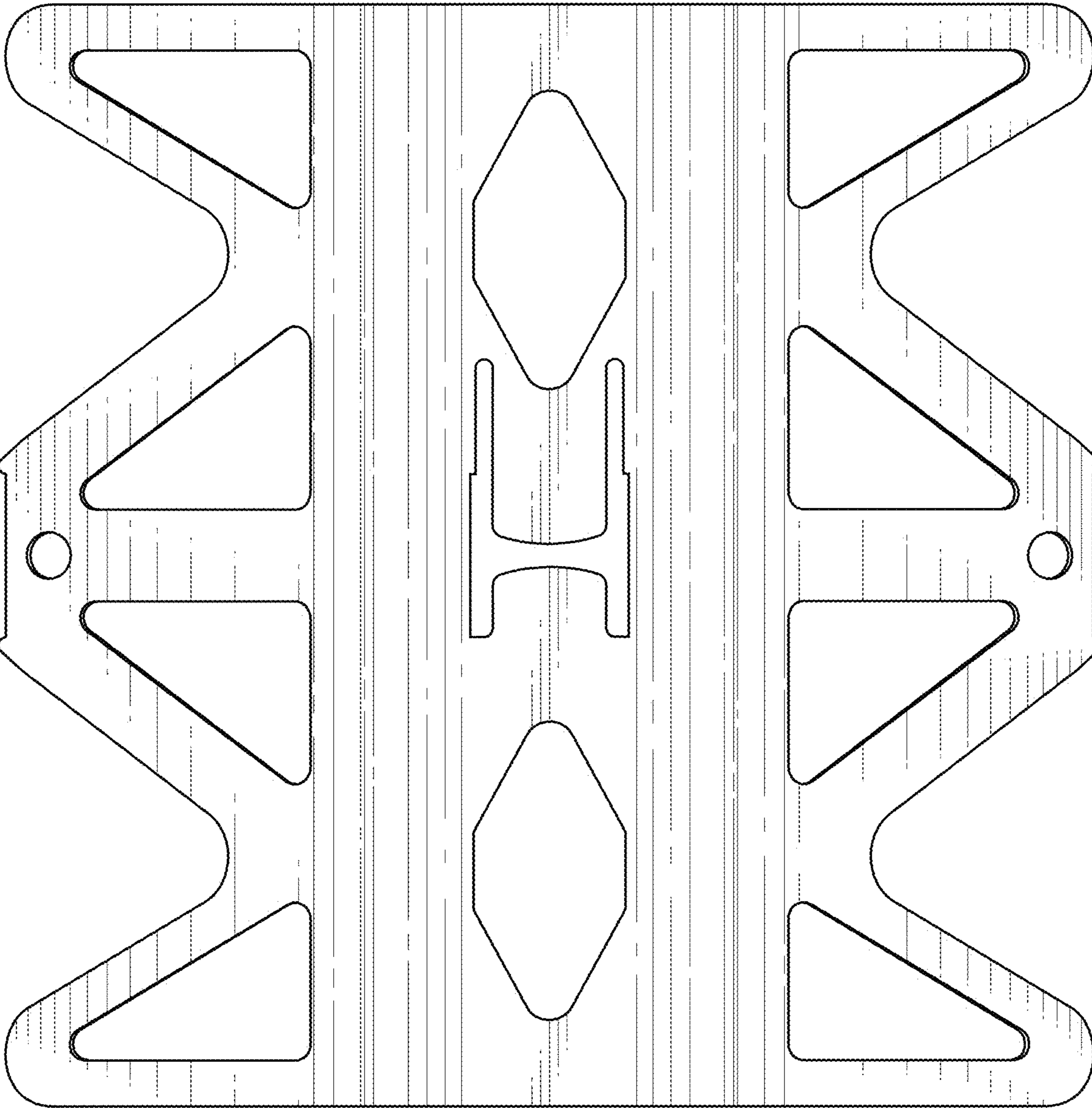


FIG. 8




FIG. 9




FIG. 10