



US00D988826S

(12) **United States Design Patent**
Guan

(10) **Patent No.:** **US D988,826 S**
(45) **Date of Patent:** **** Jun. 13, 2023**

(54) **TOOL CARD**

FOREIGN PATENT DOCUMENTS

(71) Applicant: **Yesheng Guan**, Yangjiang (CN)

EM 008199665-0001 * 10/2020

(72) Inventor: **Yesheng Guan**, Yangjiang (CN)

OTHER PUBLICATIONS

(**) Term: **15 Years**

Fahrrad, posted Dec. 26, 2020 [online], [retrieved Feb. 22, 2023]. Retrieved from internet, <https://www.amazon.de/Fahrrad-Reparaturwerkzeug-multifunktionaler-Schneeflocken-Schraubenschl%C3%BCssel-Mini-Fahrrad-Reparaturwerkzeug-geeignet/dp/B08RBPBFPG?th=1> (Year: 2020).*

(21) Appl. No.: **29/755,664**

(22) Filed: **Oct. 22, 2020**

(51) **LOC (14) Cl.** **08-05**

(52) **U.S. Cl.**
USPC **D8/19; D8/105**

(58) **Field of Classification Search**
USPC D3/210; D8/14-19, 21, 26, 28, 34, 38,
D8/53, 55, 87, 99, 100, 103, 105, 356
CPC .. B25B 15/008; B25F 1/00; B25F 1/02; B25F
1/04; F16B 45/02
See application file for complete search history.

* cited by examiner

Primary Examiner — David G Muller
Assistant Examiner — Christina Gabrielle Cosden
(74) *Attorney, Agent, or Firm* — Bayramoglu Law Offices LLC

(56) **References Cited**

U.S. PATENT DOCUMENTS

4,037,275	A *	7/1977	Schor	B25F 1/00 81/437
4,899,409	A *	2/1990	Cox, Jr.	B08B 9/021 15/104.04
D353,759	S *	12/1994	Flynn	D8/18
5,713,252	A *	2/1998	Iwinski	B25G 1/105 81/439
D402,513	S *	12/1998	Goodrich	D8/15
D674,265	S *	1/2013	Greer	D8/85
D763,664	S *	8/2016	Suiter	D8/356
D885,160	S *	5/2020	Yang	D8/105
D949,660	S *	4/2022	Peng	D8/19
D950,350	S *	5/2022	Lin	D8/105
2014/0068870	A1 *	3/2014	Runnels	B25F 1/00 7/169
2018/0009091	A1 *	1/2018	Chang	B25B 15/007

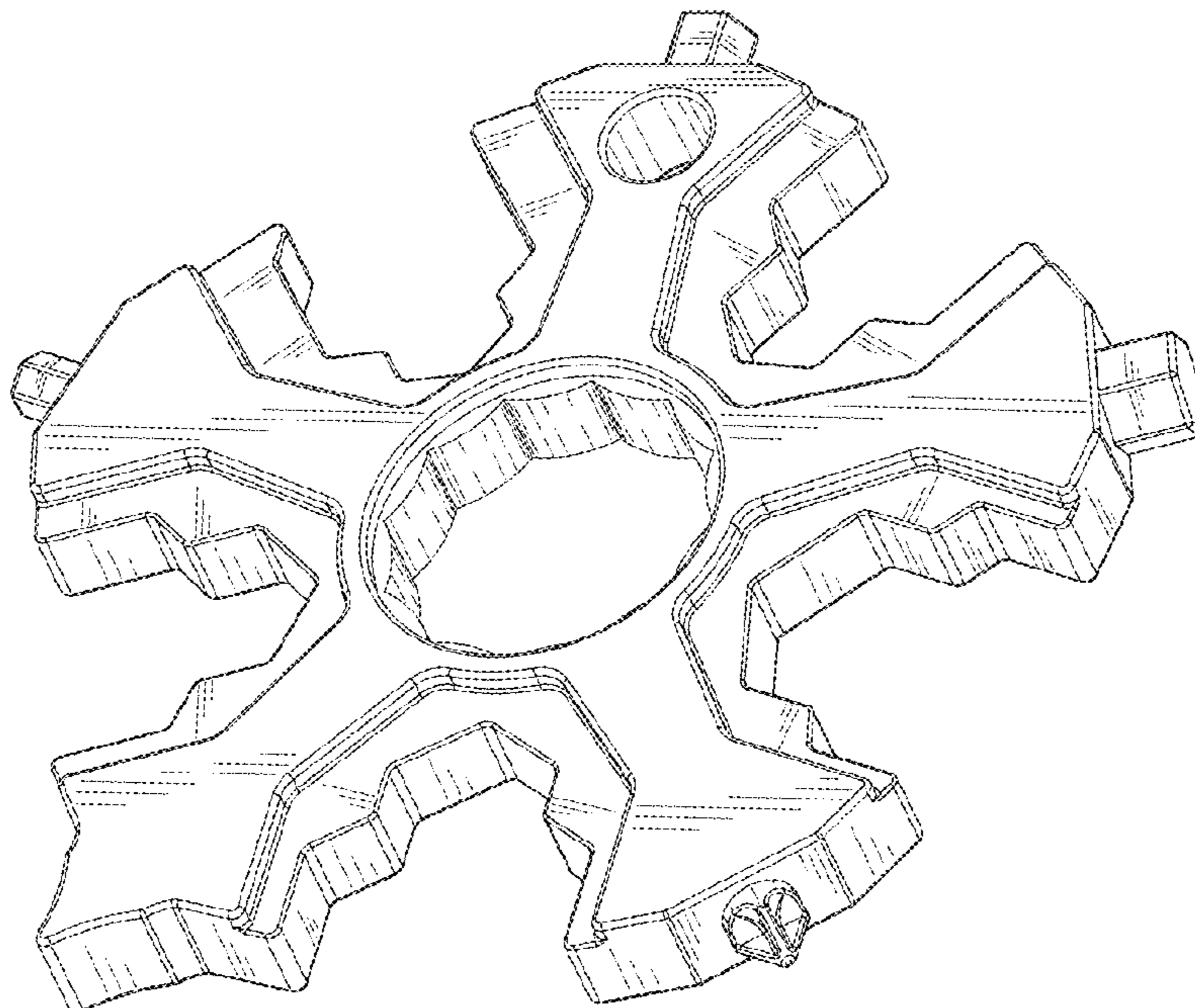
(57) **CLAIM**

The ornamental design for a tool card, as shown and described.

DESCRIPTION

FIG. 1 is a front perspective view of a tool card showing my new design;
FIG. 2 is a rear perspective view thereof;
FIG. 3 is a rear view thereof;
FIG. 4 is a front view thereof;
FIG. 5 is a right side view thereof;
FIG. 6 is a left side view thereof;
FIG. 7 is a top view thereof; and,
FIG. 8 is a bottom view thereof.

1 Claim, 8 Drawing Sheets



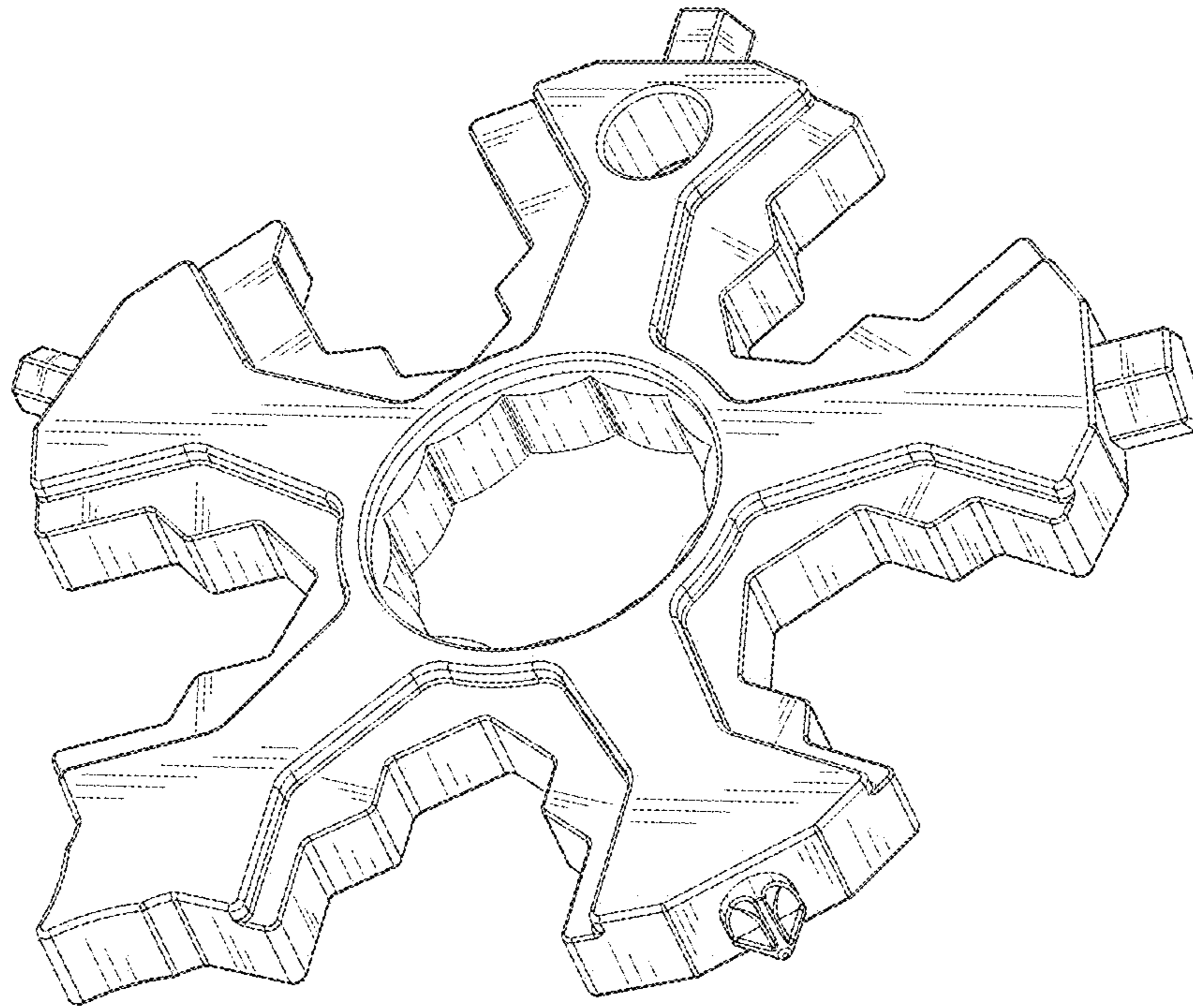


FIG. 1

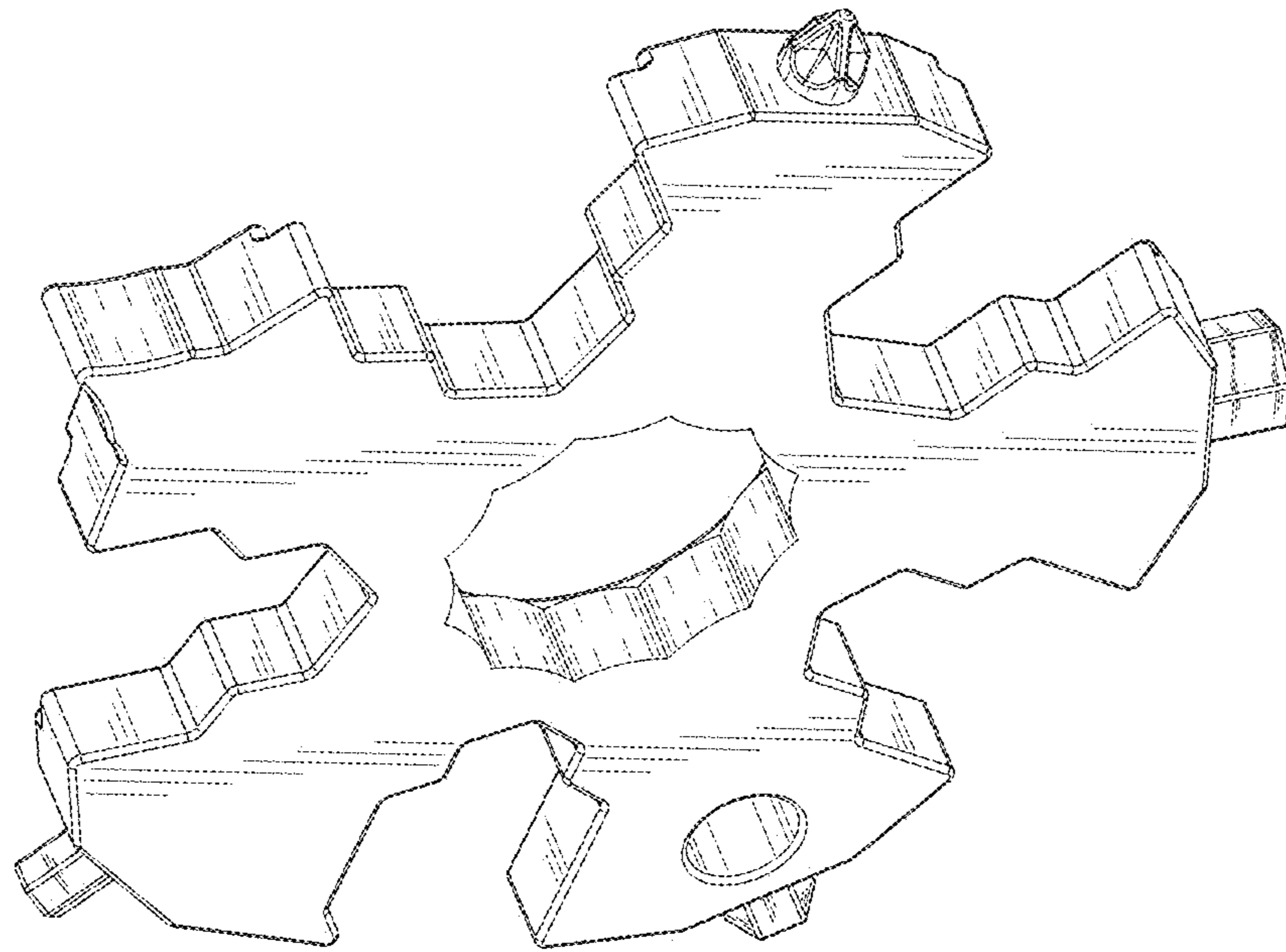


FIG. 2

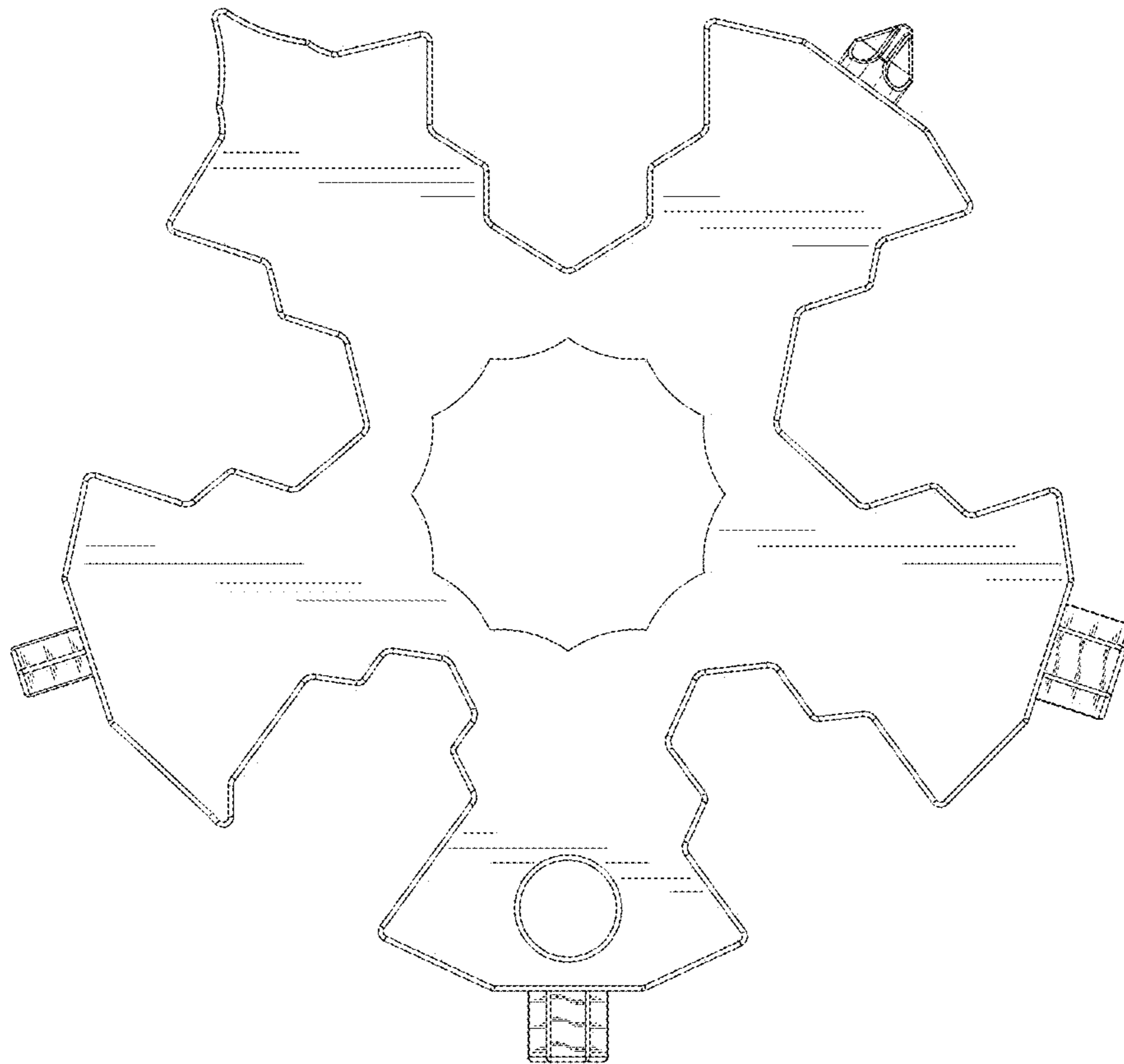


FIG. 3




FIG. 4

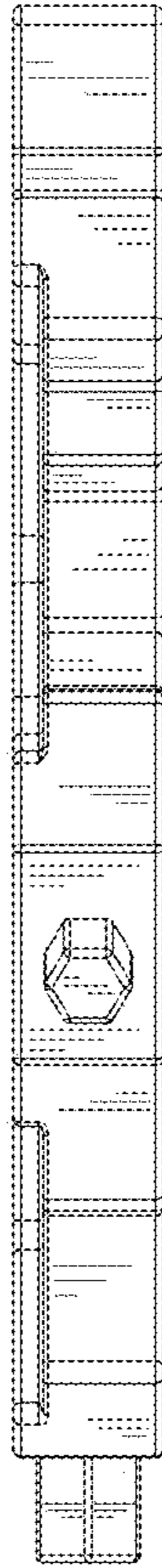


FIG. 5

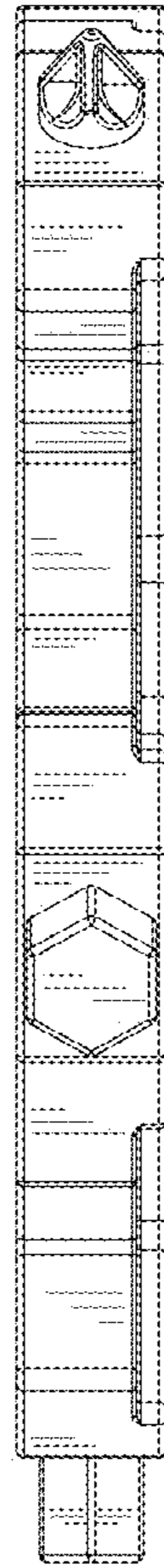


FIG. 6

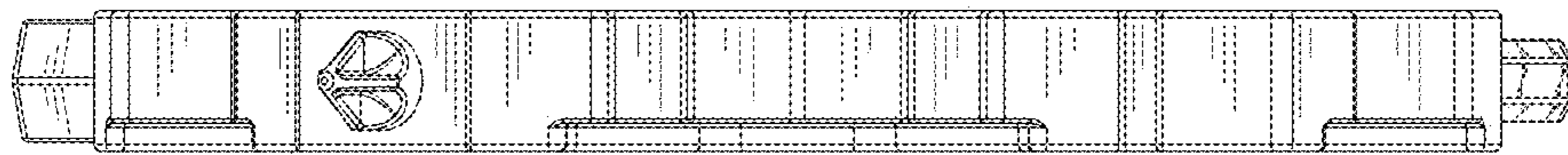


FIG. 7

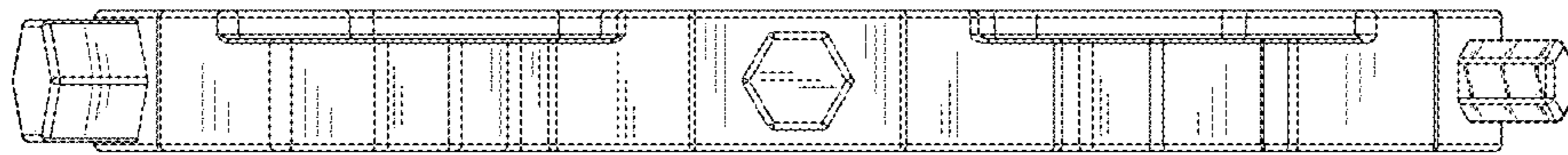


FIG. 8