



US00D988756S

(12) **United States Design Patent**
Zou

(10) **Patent No.:** **US D988,756 S**
(45) **Date of Patent:** **** Jun. 13, 2023**

(54) **GEL CUSHION**

(71) Applicant: **Xia Zou**, Guangdong (CN)

(72) Inventor: **Xia Zou**, Guangdong (CN)

(**) Term: **15 Years**

(21) Appl. No.: **29/780,213**

(22) Filed: **Apr. 23, 2021**

(30) **Foreign Application Priority Data**

Apr. 2, 2021 (CN) 202130184588.1

(51) **LOC (14) Cl.** **06-04**

(52) **U.S. Cl.**
USPC **D6/601**

(58) **Field of Classification Search**
USPC D6/595-601, 604, 606; D24/183, 190;
D21/803, 809
CPC A47A 20/00; A47A 20/021; A47D 15/001;
A47D 15/008; A47G 9/00; A47G 9/10;
A47C 7/742; A47C 7/021; A47C 27/00;
B62J 1/26
See application file for complete search history.

(56) **References Cited**

U.S. PATENT DOCUMENTS

D649,144 S * 11/2011 Fathollahi D14/250
D722,449 S * 2/2015 Krishtul
D747,066 S * 1/2016 Roetheli D1/106
D805,323 S * 12/2017 Chan D6/601
D840,724 S * 2/2019 Dowd D6/601
10,206,512 B2 * 2/2019 Kim B32B 3/12
D845,031 S * 4/2019 Huang D12/203
D845,033 S * 4/2019 Berg D6/601

D848,765 S * 5/2019 Chen D6/601
D850,818 S * 6/2019 Xiang D6/601
D868,501 S * 12/2019 Mi D6/601
D882,297 S * 4/2020 Yan D6/601
D896,551 S * 9/2020 Terndrup D6/601
D898,425 S * 10/2020 Yang D6/601
D898,437 S * 10/2020 Yan D6/601
D907,400 S * 1/2021 Federl D6/601
D908,394 S * 1/2021 Yin D6/601
D911,071 S * 2/2021 Yu D6/601
D919,331 S * 5/2021 Feng D6/601
D920,715 S * 6/2021 Terndrup D6/601
D939,865 S * 1/2022 Wang D6/601
11,246,421 B2 * 2/2022 Cai A47C 7/021
D944,562 S * 3/2022 Cai D6/601
2013/0198961 A1 * 8/2013 Davis A47C 7/029
5/648
2021/0127842 A1 * 5/2021 Cai A47C 7/746
2021/0282557 A1 * 9/2021 Gleason A47C 7/425

* cited by examiner

Primary Examiner — Cynthia Ramirez
Assistant Examiner — Carrie A Matteoli

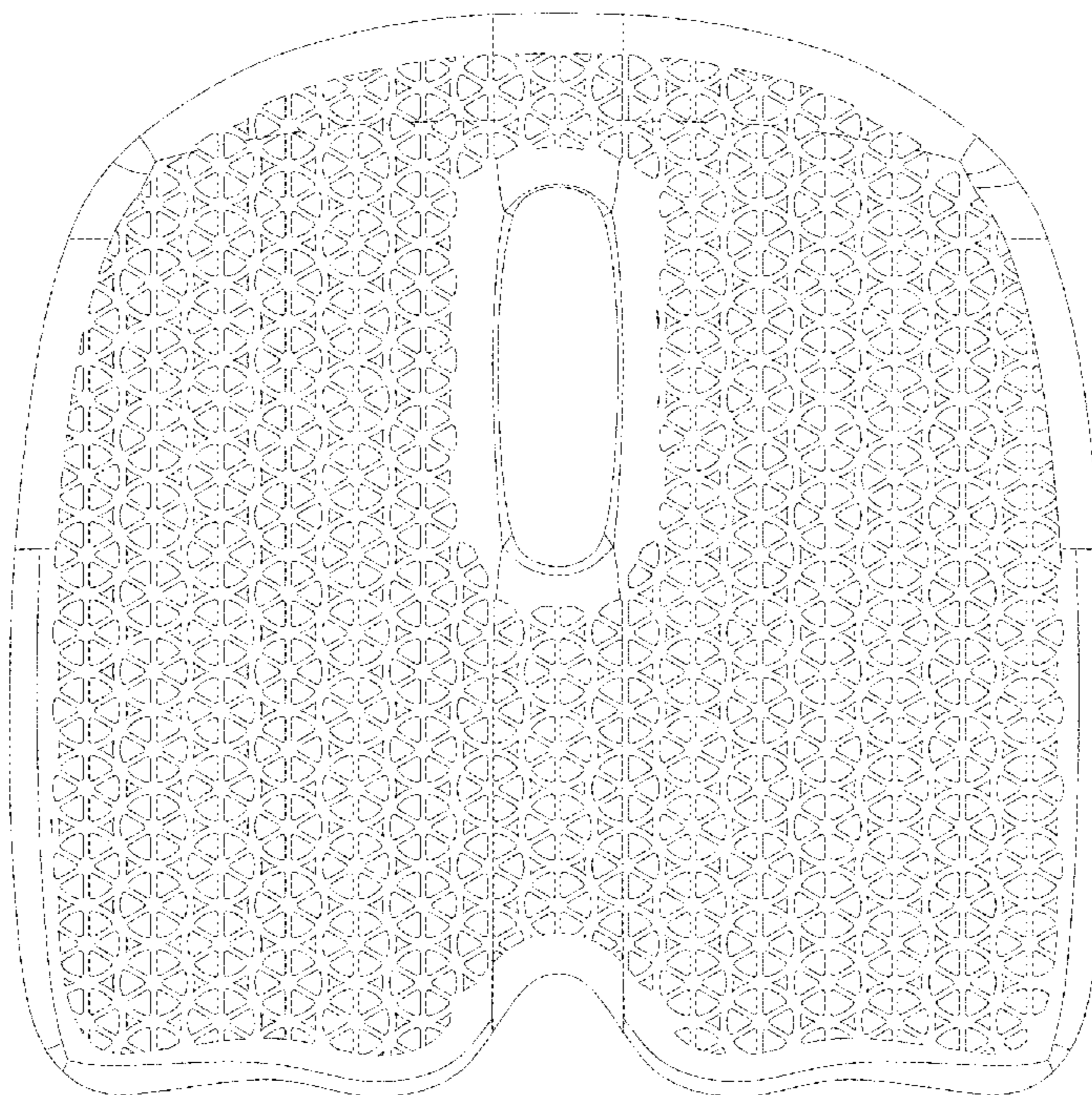
(57) **CLAIM**

The ornamental design for a gel cushion, as shown.

DESCRIPTION

FIG. 1 is a front elevational view of a gel cushion showing my new design;
FIG. 2 is a rear elevational view thereof;
FIG. 3 is a left side view thereof;
FIG. 4 is a right side view thereof;
FIG. 5 is a top plan view thereof;
FIG. 6 is a bottom plan view thereof;
FIG. 7 is a perspective view thereof; and,
FIG. 8 is another perspective view thereof.

1 Claim, 7 Drawing Sheets



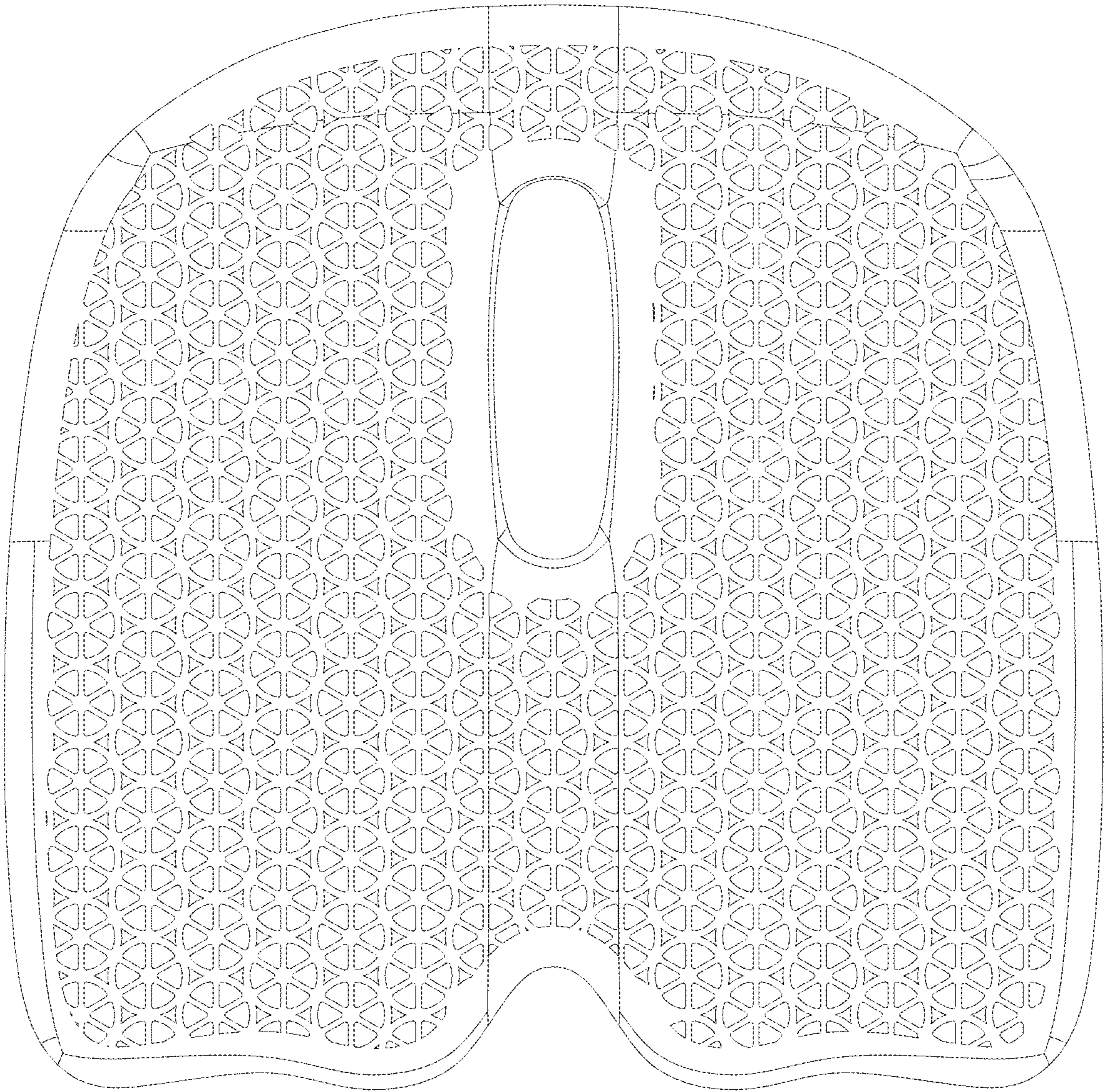


FIG. 1

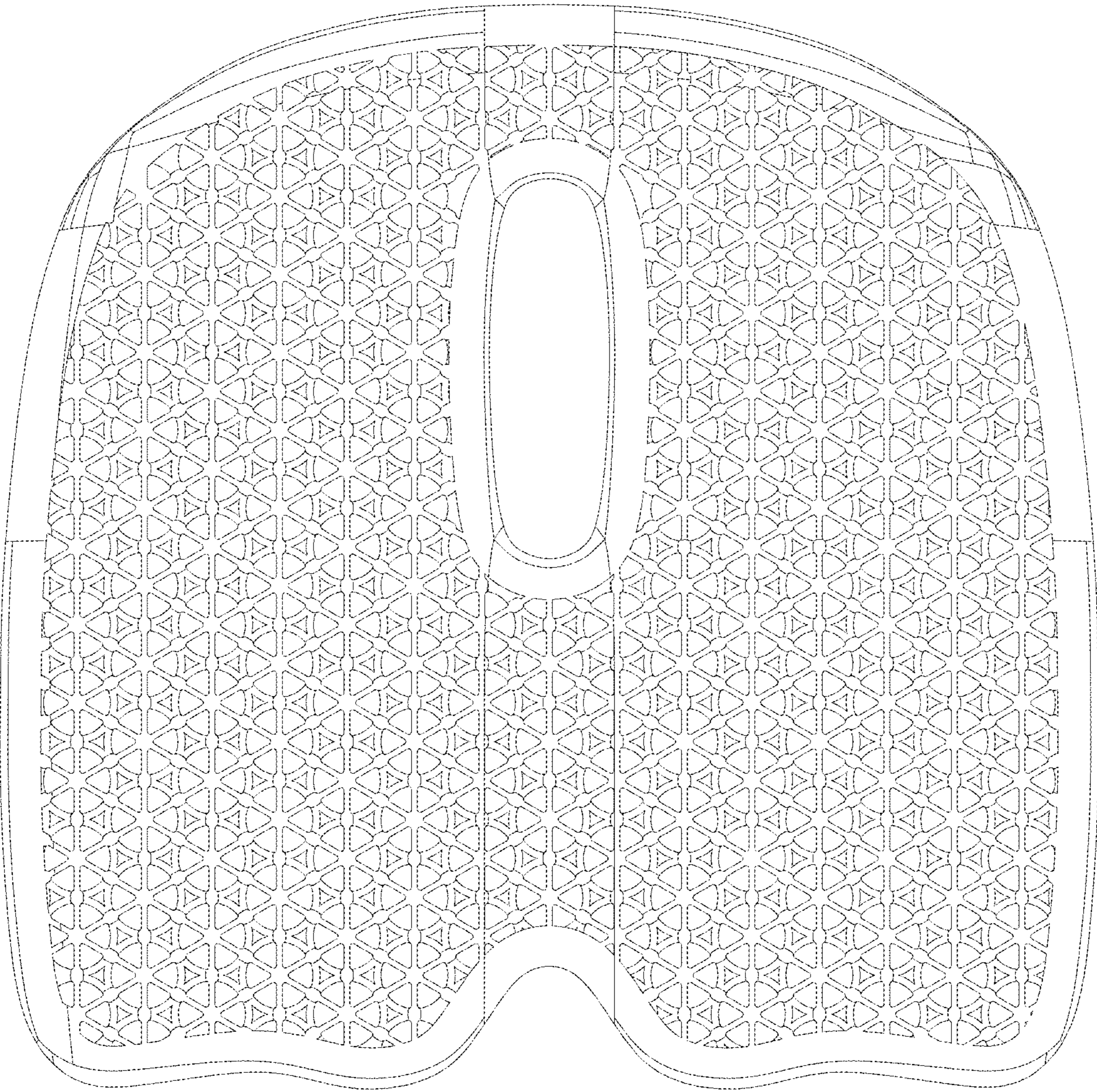


FIG. 2

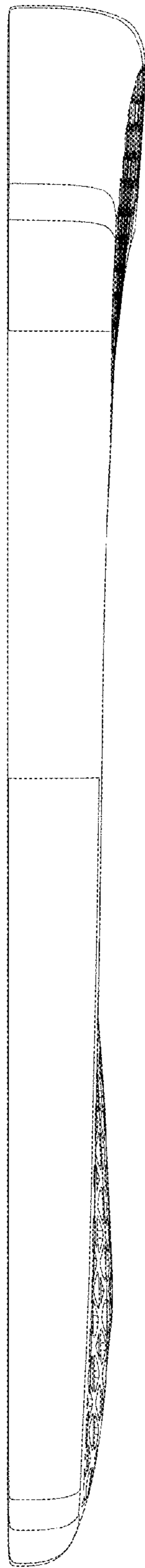


FIG. 3

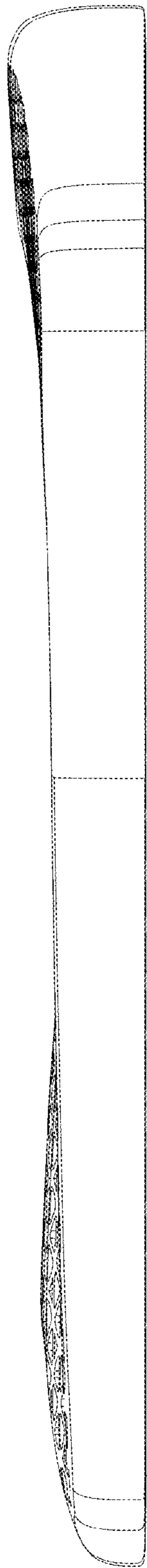


FIG. 4



FIG. 5




FIG. 6

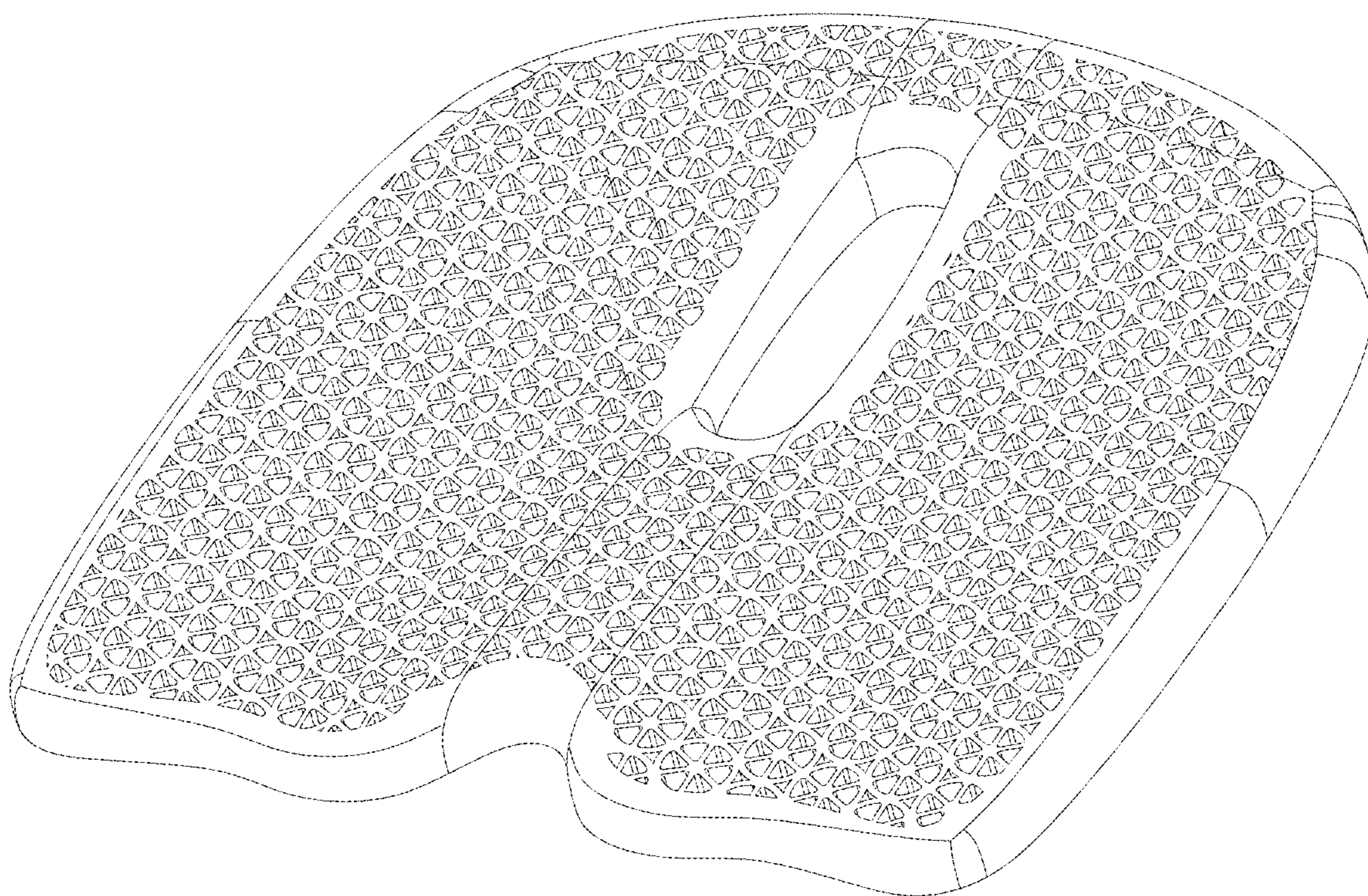


FIG. 7

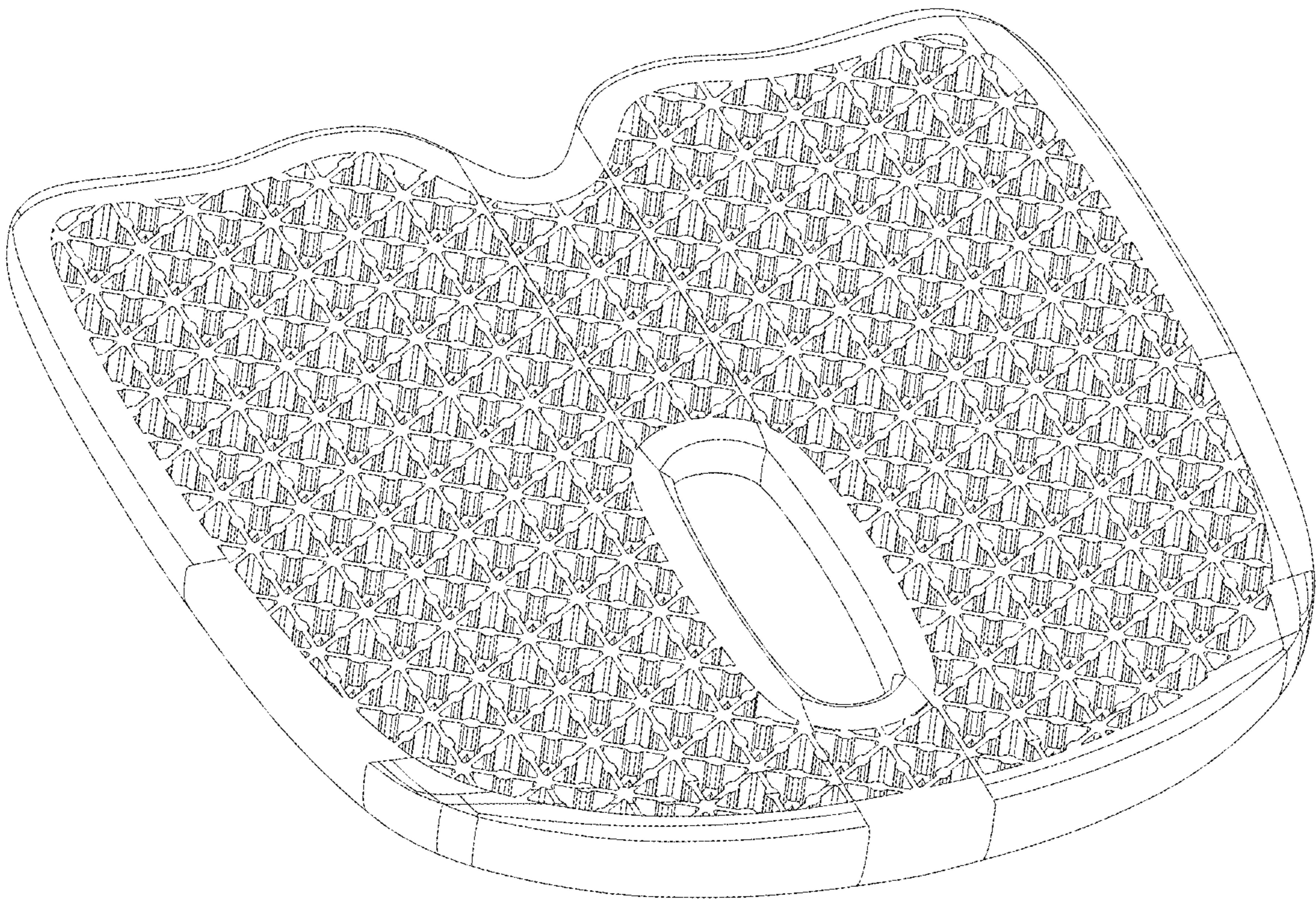


FIG. 8