



US00D988752S

(12) **United States Design Patent**
Chen

(10) **Patent No.:** **US D988,752 S**
(45) **Date of Patent:** **** Jun. 13, 2023**

- (54) **VENETIAN BLIND SLAT**
- (71) Applicant: **SHEEN WORLD TECHNOLOGY CORPORATION**, Taichung (TW)
- (72) Inventor: **Po-Yu Chen**, Taichung (TW)
- (73) Assignee: **SHEEN WORLD TECHNOLOGY CORPORATION**, Taichung (TW)
- (**) Term: **15 Years**
- (21) Appl. No.: **29/810,660**
- (22) Filed: **Oct. 7, 2021**
- (51) **LOC (14) Cl.** **06-10**
- (52) **U.S. Cl.**
USPC **D6/580**
- (58) **Field of Classification Search**
USPC D6/575-577, 579-581
CPC ... E06B 9/323; E06B 9/26; E06B 9/24; E06B 9/264; E06B 9/266; E06B 9/326; E06B 9/386; E06B 9/388; E06B 9/40; E06B 9/42; E06B 9/78
See application file for complete search history.

(56) **References Cited**

U.S. PATENT DOCUMENTS

- 2,187,121 A * 1/1940 Graves E06B 9/386
156/227
- 4,458,740 A * 7/1984 Anderson E06B 9/28
160/174 R
- 6,123,138 A * 9/2000 Young B60J 1/2088
160/370.21
- D501,348 S * 2/2005 Yu E06B 9/307
D6/577
- D698,583 S * 2/2014 Lin D6/580
- D699,050 S * 2/2014 Lin D6/580
- 8,844,603 B1 * 9/2014 Anti E06B 9/307
160/176.1 R
- 8,991,469 B2 * 3/2015 Defenbaugh E06B 9/307
160/178.3

- 2004/0026048 A1 * 2/2004 Damiano E06B 9/303
160/178.1 R
- 2005/0230063 A1 * 10/2005 Hwang E06B 9/386
160/236
- 2008/0035280 A1 * 2/2008 Lin E06B 9/307
160/176.1 R
- 2010/0071858 A1 * 3/2010 Lai E06B 9/307
160/170
- 2013/0075049 A1 * 3/2013 Zhang E06B 9/386
160/236
- 2019/0017317 A1 * 1/2019 Anderson E06B 9/327

FOREIGN PATENT DOCUMENTS

- CN 307473940 * 10/2021
- CN 307494335 * 10/2021
- CN 307494336 * 10/2021

* cited by examiner

Primary Examiner — Kevin K Rudzinski
Assistant Examiner — Clare Ann Gannon
(74) *Attorney, Agent, or Firm* — Browdy and Neimark, PLLC

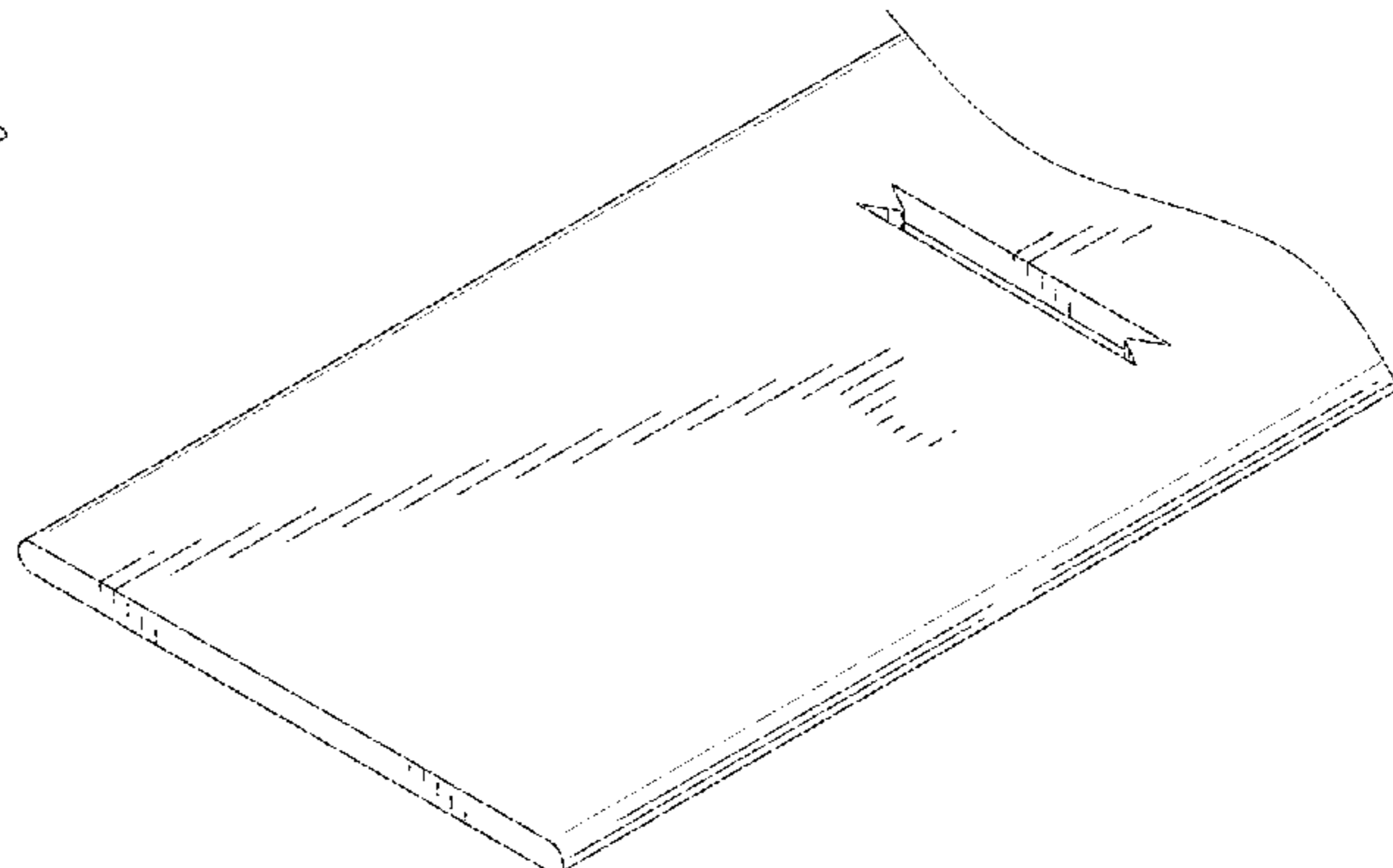
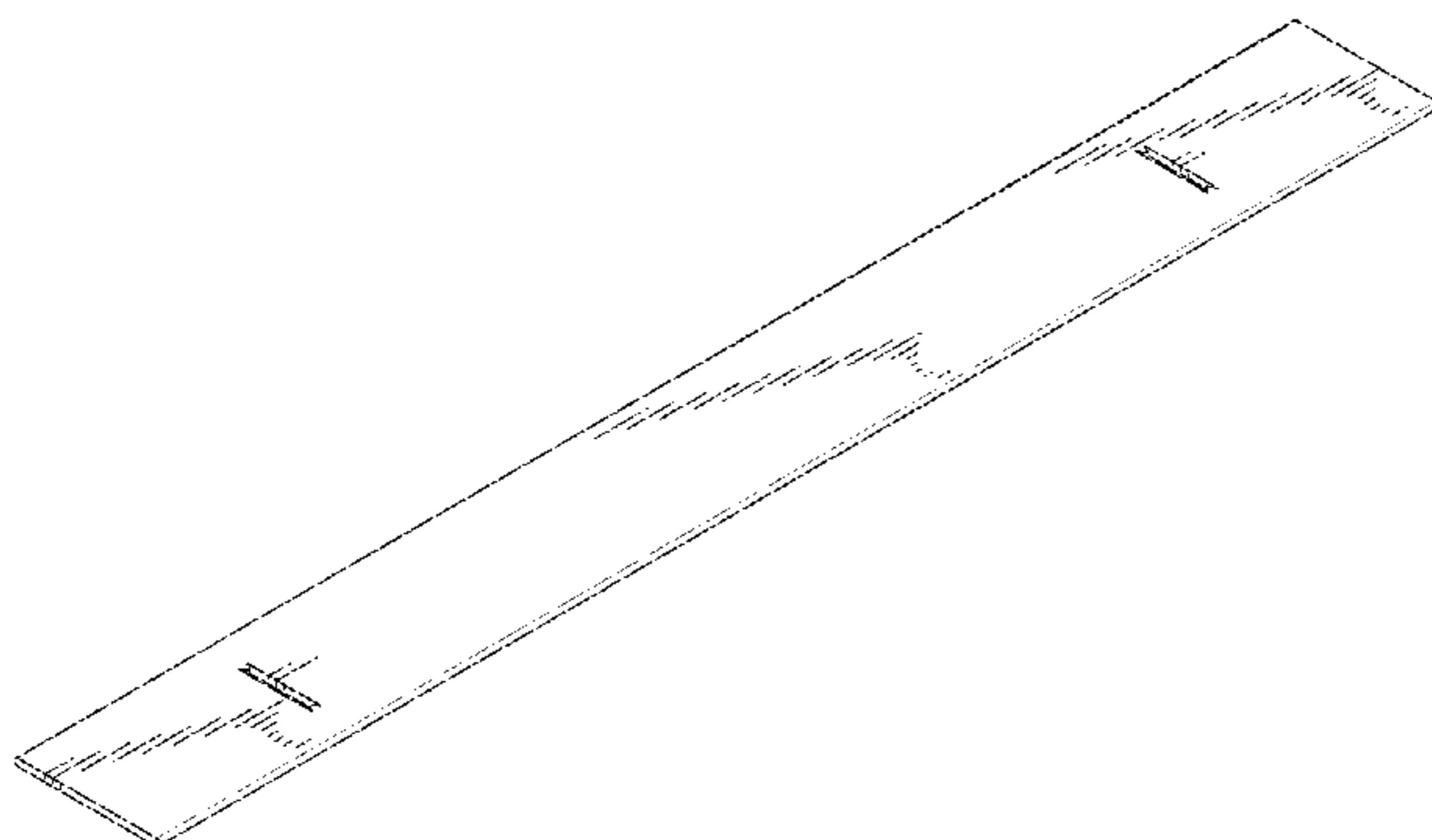
(57) **CLAIM**

The ornamental design for a venetian blind slat, as shown and described.

DESCRIPTION

FIG. 1 is a perspective view of a venetian blind slat, showing the new design;
FIG. 2 is a front view thereof, the rear side being an identical image;
FIG. 3 is a left side elevational view thereof, the right side being an identical image;
FIG. 4 is a top plan view thereof, the bottom side being an identical image; and,
FIGS. 5 and 6 are enlarged, broken away perspective views of the venetian blind slat in different viewing angles, respectively.

1 Claim, 4 Drawing Sheets



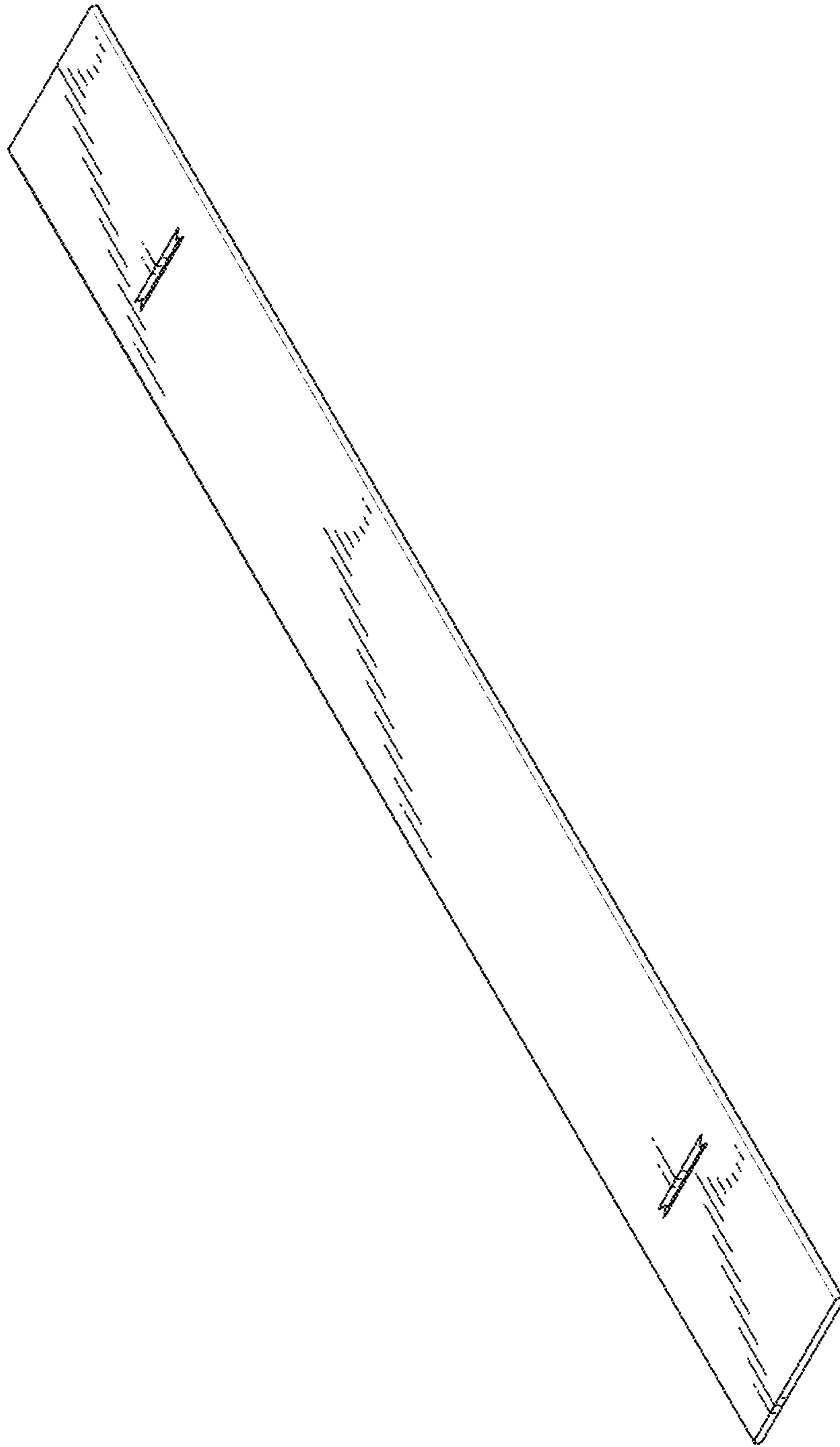


FIG. 1



FIG. 2

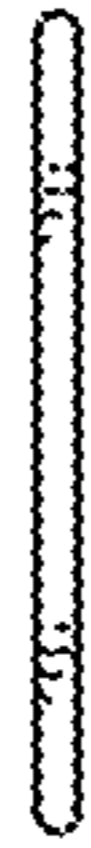


FIG. 3

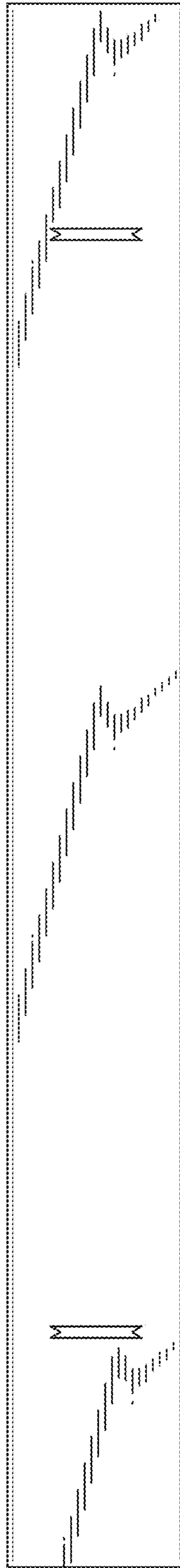


FIG. 4

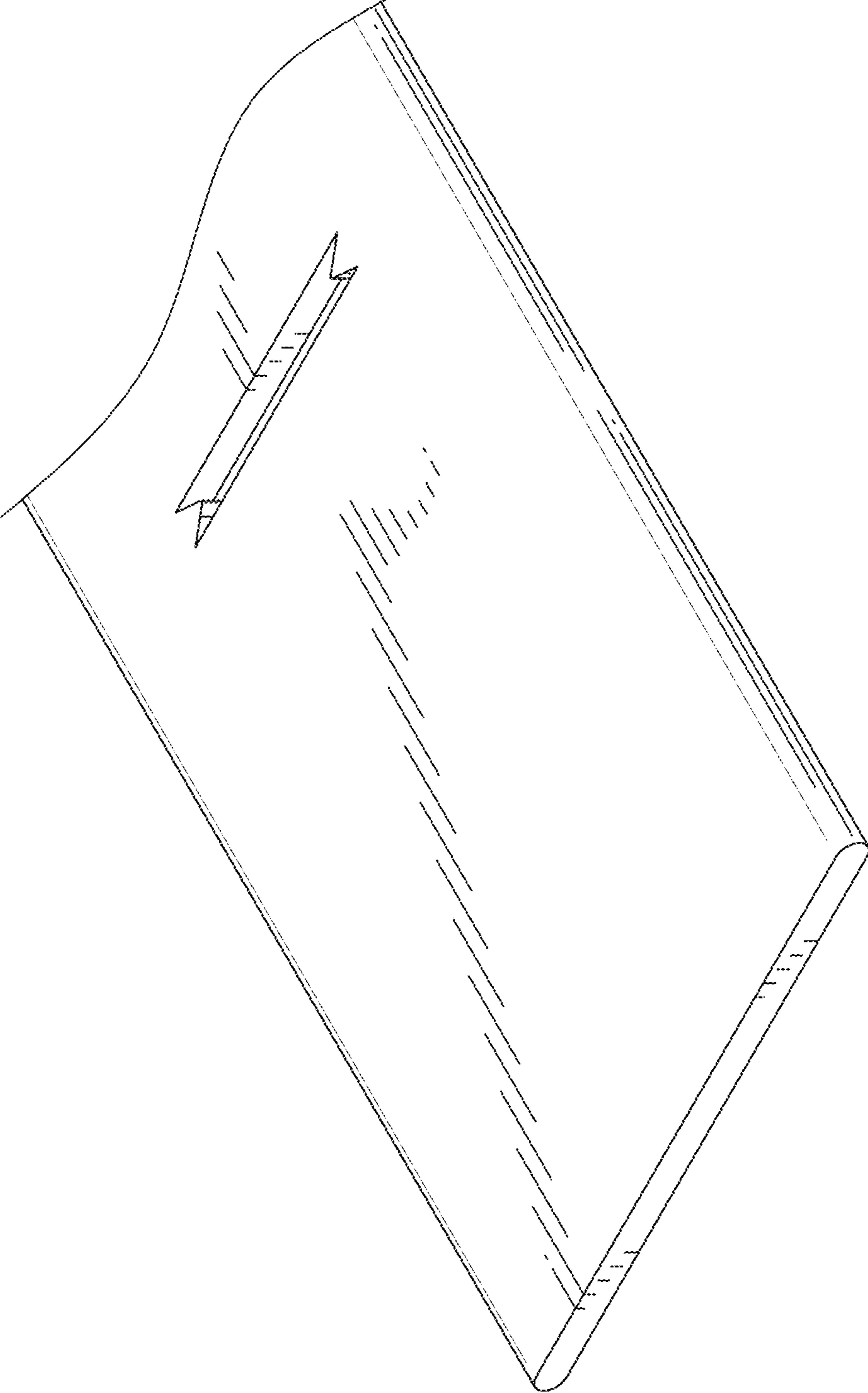


FIG. 5

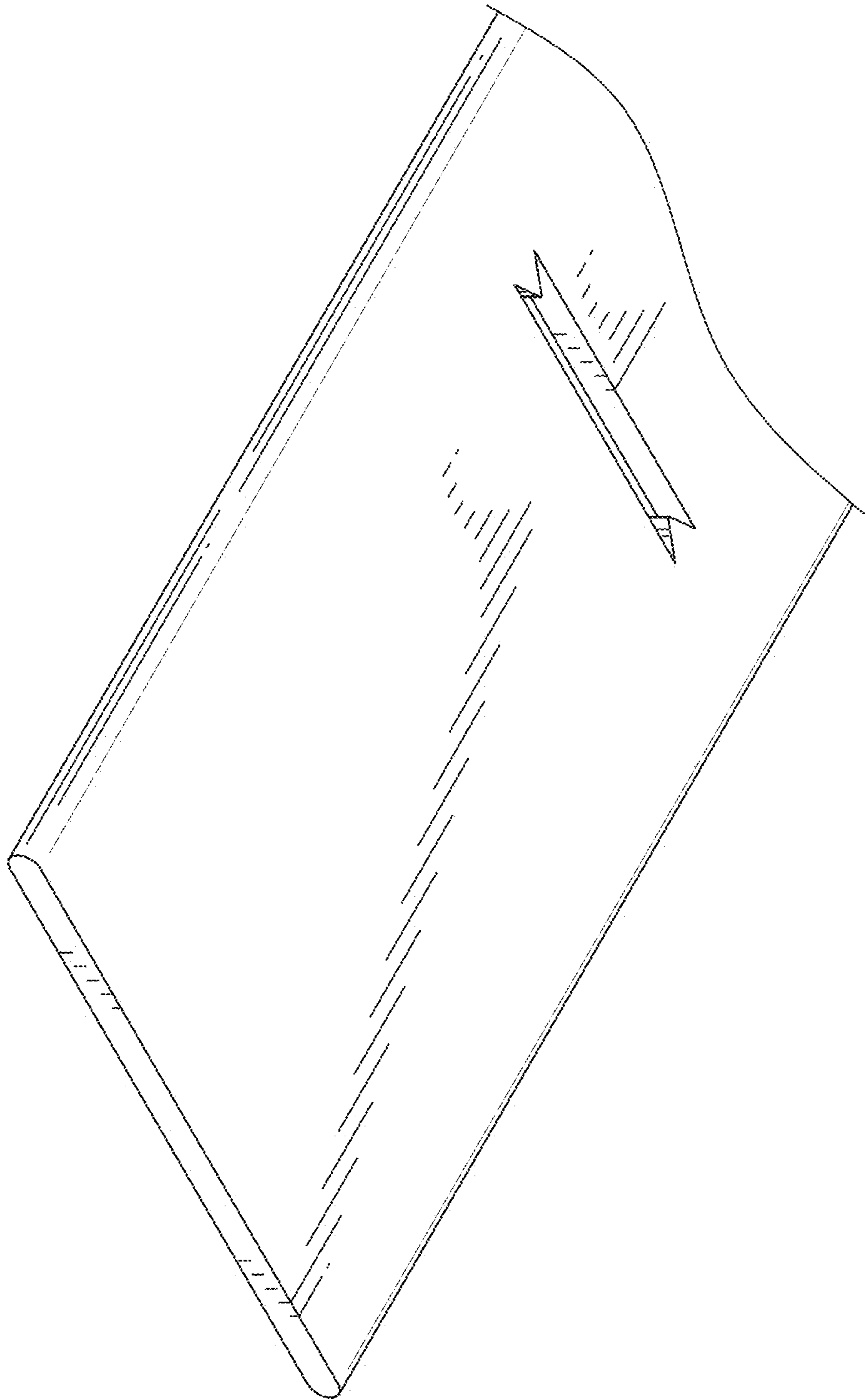


FIG. 6