



US00D988728S

(12) **United States Design Patent** (10) **Patent No.:** **US D988,728 S**  
**Bennett et al.** (45) **Date of Patent:** **\*\* Jun. 13, 2023**

(54) **FLOOR MAT BRUSH**  
(71) Applicant: **3 Space, LLC**, Louisville, KY (US)  
(72) Inventors: **Dillon Wade Bennett**, Louisville, KY (US); **Joseph Brian Tabor**, Louisville, KY (US); **Alex Douglas Vinson**, Louisville, KY (US)  
(73) Assignee: **3 Space, LLC**, Louisville, KY (US)

D480,878 S \* 10/2003 Mastroianni ..... D4/138  
D512,567 S \* 12/2005 Eckhardt ..... D4/127  
D574,152 S \* 8/2008 Holcomb ..... D4/118  
D689,700 S \* 9/2013 Lee ..... D4/114  
D850,798 S \* 6/2019 Lin ..... D28/7  
D876,842 S \* 3/2020 Tschopp ..... D4/127  
D887,720 S \* 6/2020 Kauffman ..... D4/138  
D918,594 S \* 5/2021 Pawluskiewicz ..... D4/138  
D930,366 S \* 9/2021 Kim ..... D4/127

(Continued)

(\*\*) Term: **15 Years**  
(21) Appl. No.: **29/786,121**

(22) Filed: **May 28, 2021**

(51) **LOC (14) Cl.** ..... **04-01**  
(52) **U.S. Cl.**  
USPC ..... **D4/138**

(58) **Field of Classification Search**  
USPC ..... D4/129, 130, 132, 134, 138, 199;  
D30/158, 159  
CPC .... A46B 1/00; A46B 3/00; A46B 3/08; A46B 3/16; A46B 5/00; A46B 5/0095; A46B 5/02; A46B 5/021; A46B 5/026; A46B 5/04; A46B 2200/00; A46B 2200/20; A46B 2200/30; A46B 2200/3026; A46B 2200/3046; A46B 2200/3086; A46B 13/00; A46B 13/08; Y10T 16/44; Y10T 16/476; B25G 1/00; B25G 1/102  
See application file for complete search history.

(56) **References Cited**

**U.S. PATENT DOCUMENTS**

D64,276 S \* 3/1924 Williams ..... D4/127  
D157,248 S \* 2/1950 Jones ..... D4/135  
D307,216 S \* 4/1990 Yuen ..... D32/14.1  
D439,052 S \* 3/2001 Hay ..... D4/114  
D477,917 S \* 8/2003 Giacolo ..... D4/114

**OTHER PUBLICATIONS**

Detail Factory—Curveball XL Synthetic Brush, posted Mar. 21, 2022 [online], [retrieved Dec. 6, 2022]. Retrieved from internet, <https://www.amazon.com/dp/B09W4B3P17?th=1> (Year: 2022).\*

(Continued)

*Primary Examiner* — Alison M Ofstun  
*Assistant Examiner* — Evin Franklin George Ershock  
(74) *Attorney, Agent, or Firm* — Thomas E. Lees, LLC

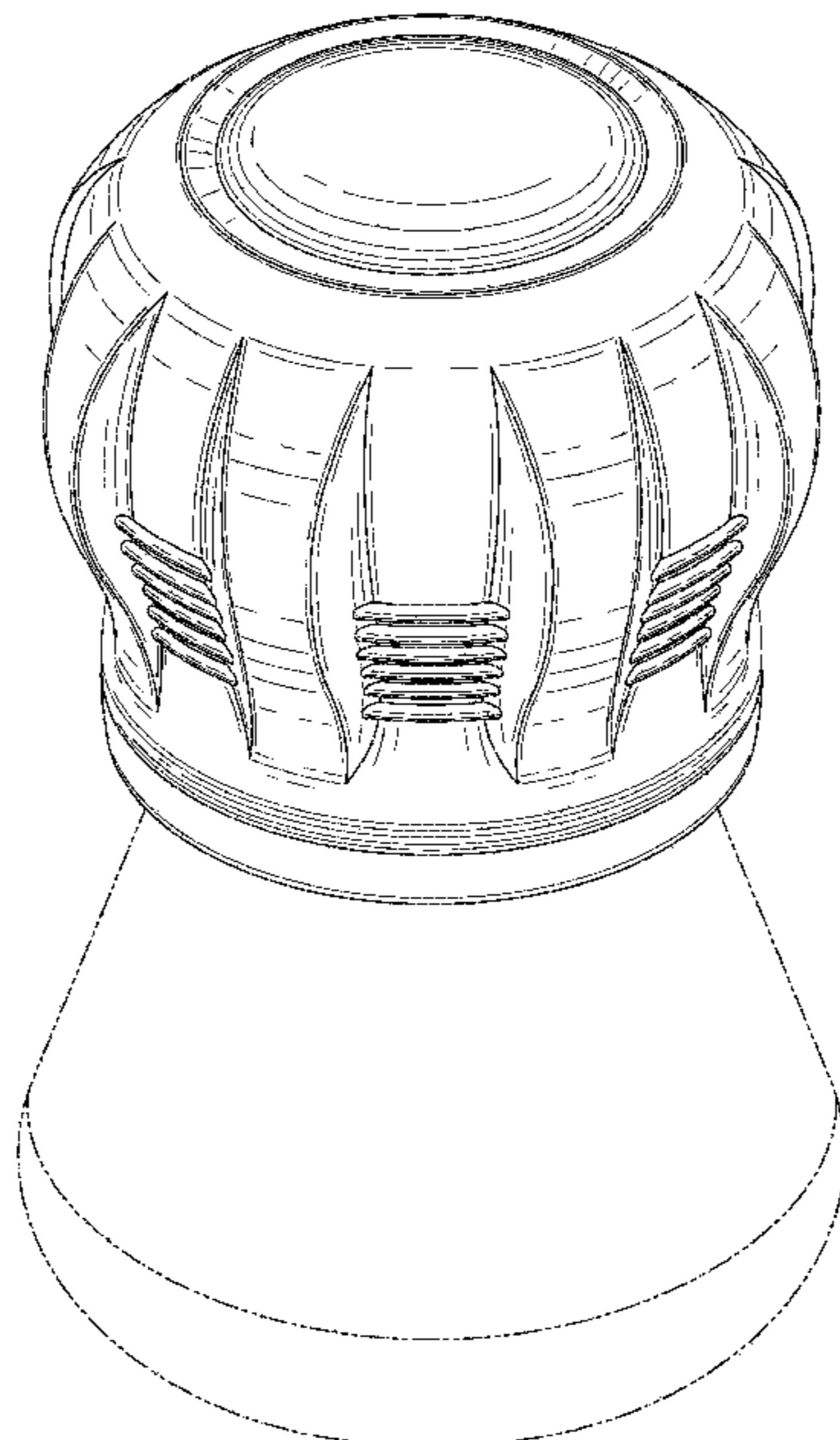
(57) **CLAIM**

The ornamental design for a floor mat brush, as shown and described.

**DESCRIPTION**

FIG. 1 is a perspective view of a floor mat brush; FIG. 2 is a left side elevational view of the floor mat brush; FIG. 3 is a right side elevational view of the floor mat brush; FIG. 4 is a rear side elevational view of the floor mat brush; FIG. 5 is a front side elevational view of the floor mat brush; FIG. 6 is a top plan view of the floor mat brush; FIG. 7 is a bottom plan view of the floor mat brush; and, FIG. 8 is a perspective bottom view of the floor mat brush. The broken lines illustrate portions of the floor mat brush and form no part of the claimed design.

**1 Claim, 8 Drawing Sheets**



(56)

**References Cited**

U.S. PATENT DOCUMENTS

D956,429 S \* 7/2022 Murphy ..... D4/127  
D965,304 S \* 10/2022 Schreiber ..... D28/63  
D968,818 S \* 11/2022 Ernest ..... D4/138  
D971,617 S \* 12/2022 Li ..... D4/138

OTHER PUBLICATIONS

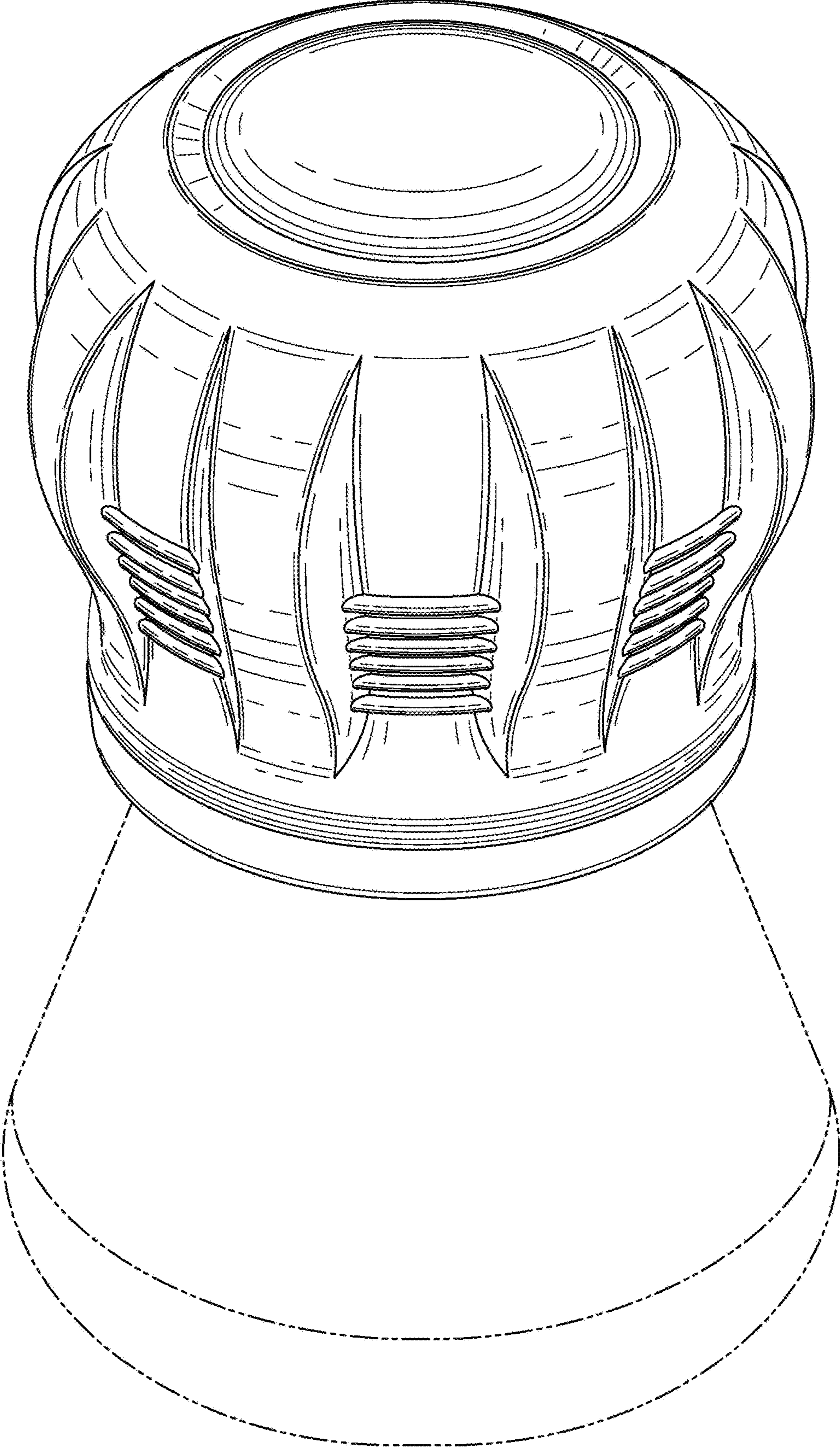
Curveball Detailing Brush, earliest review date Jun. 15, 2022 [online], [retrieved Dec. 6, 2022]. Retrieved from internet, <https://washproduct.com/products/curveball-detailing-brush> (Year: 2022).\*

Curveball XL Synthetic Brush, earliest review date Apr. 20, 2022 [online], [retrieved Dec. 6, 2022]. Retrieved from internet, <https://theragcompany.com/collections/brushes/products/detail-factory-curveball-xl-synthetic-brush> (Year: 2022).\*

Detail Factory Curveball Brush | Large Round Synthetic Detailing Brush and Stand, earliest review date Aug. 17, 2022 [online], [retrieved Dec. 6, 2022]. Retrieved from internet, <https://clean-garage.com/detail-factory-curveball-brush-large-round-synthetic-detailing-brush-and-stand/> (Year: 2022).\*

Curveball—Large Area Detailing Brush, posting date unknown [online], [retrieved Dec. 6, 2022]. Retrieved from internet, <https://detailfactory.net/product/curveball-large-area-detailing-brush/> (Year: 2022).\*

\* cited by examiner



**FIG. 1**

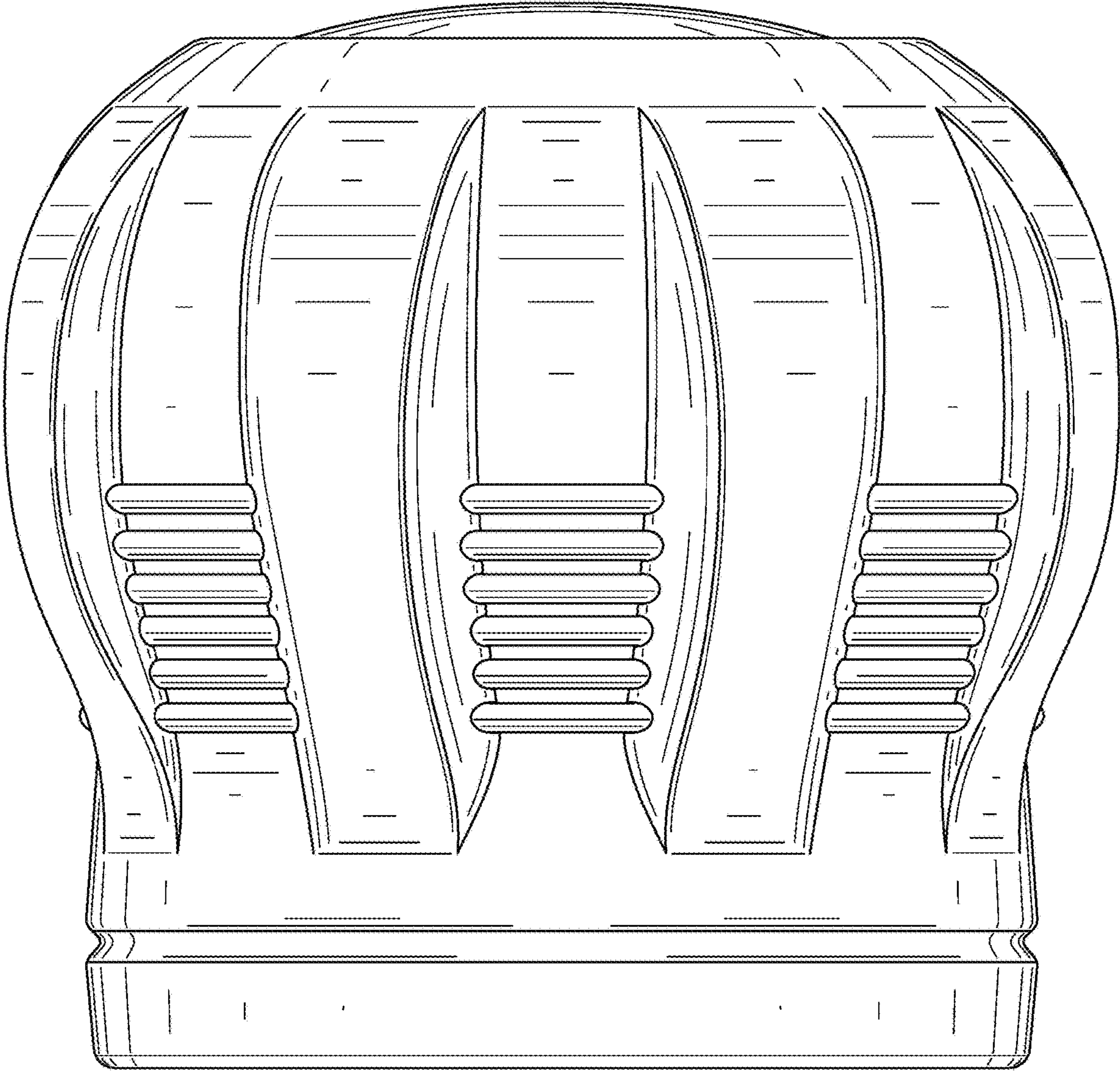


FIG. 2

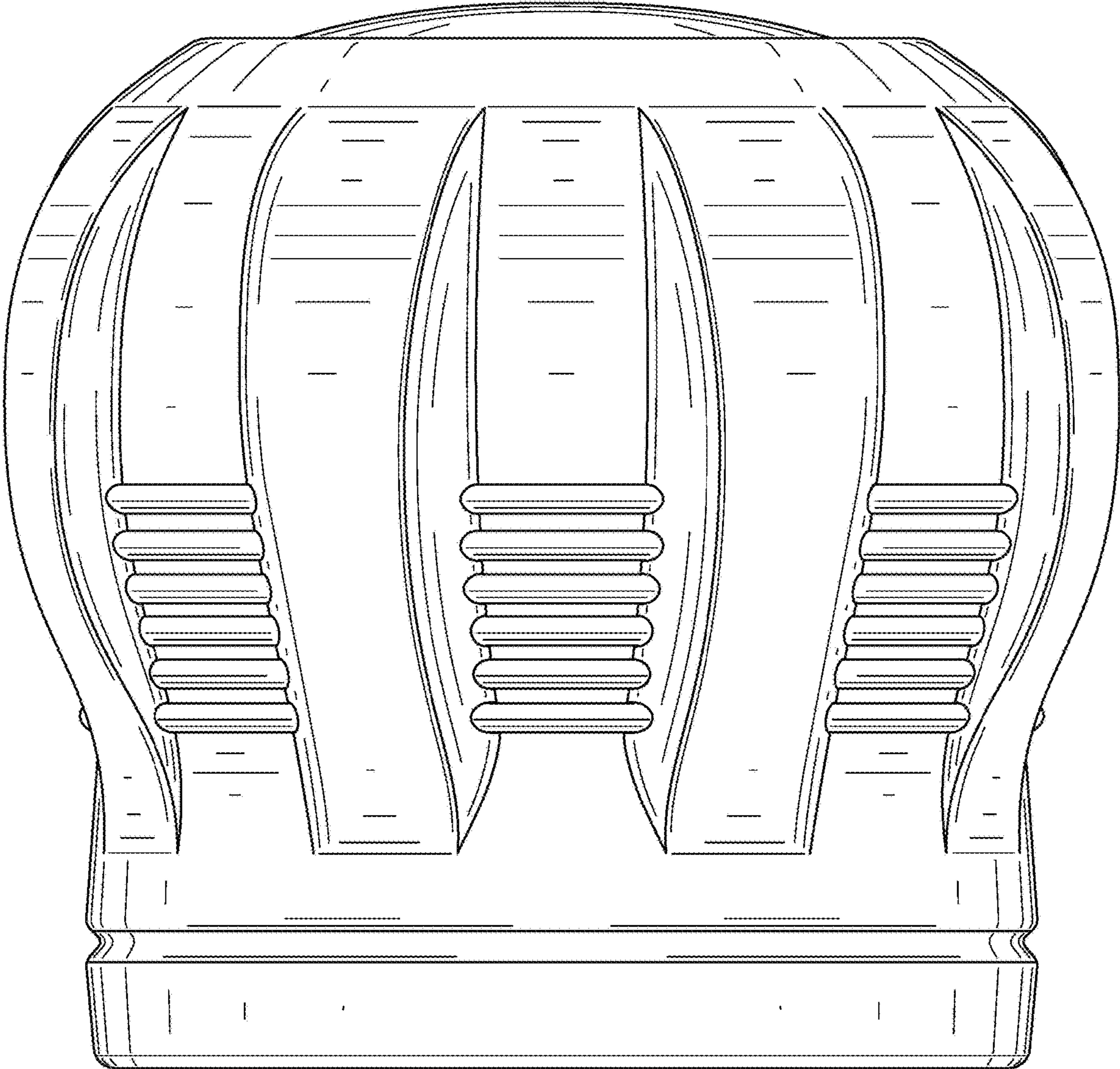


FIG. 3

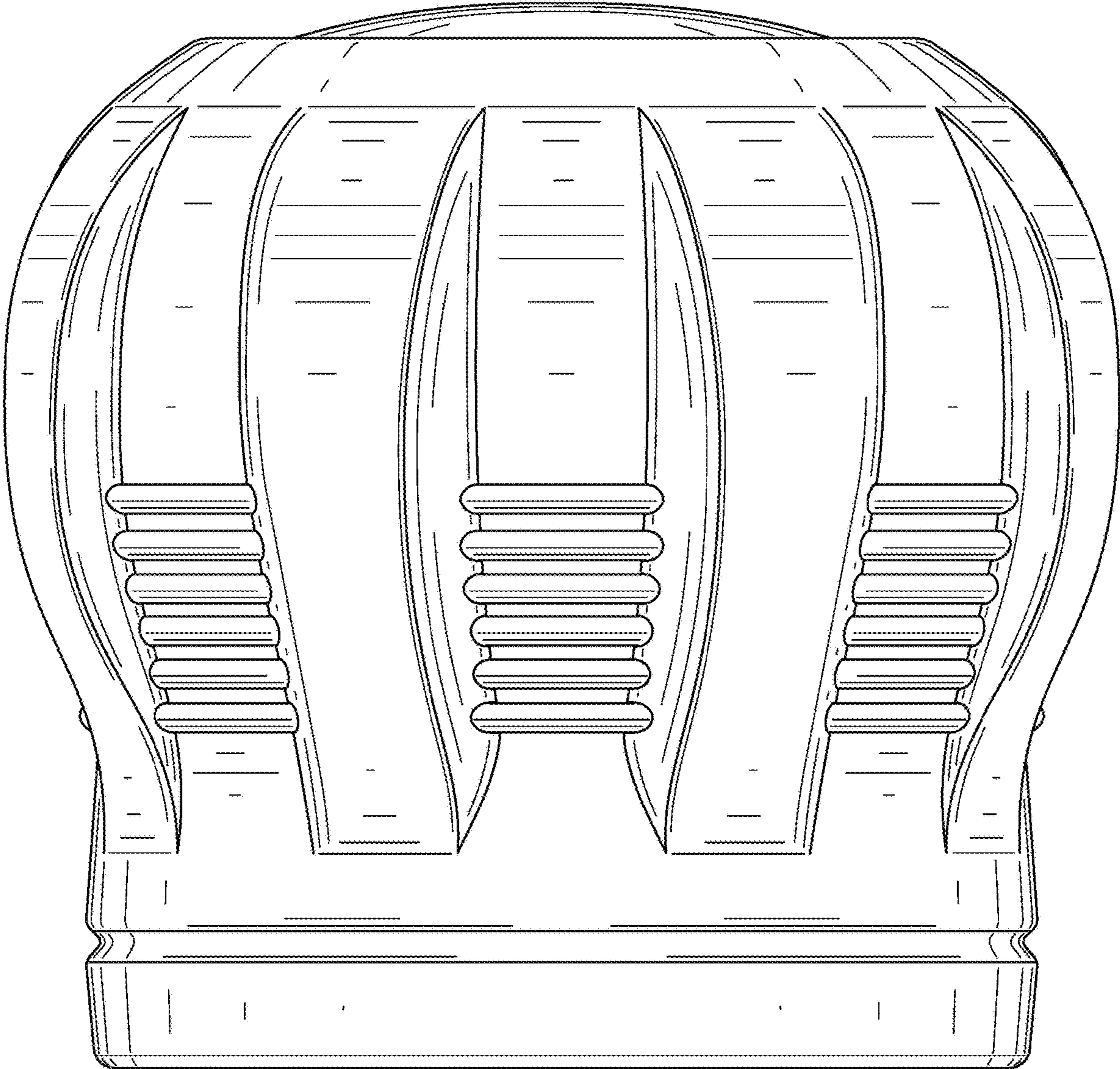


FIG. 4

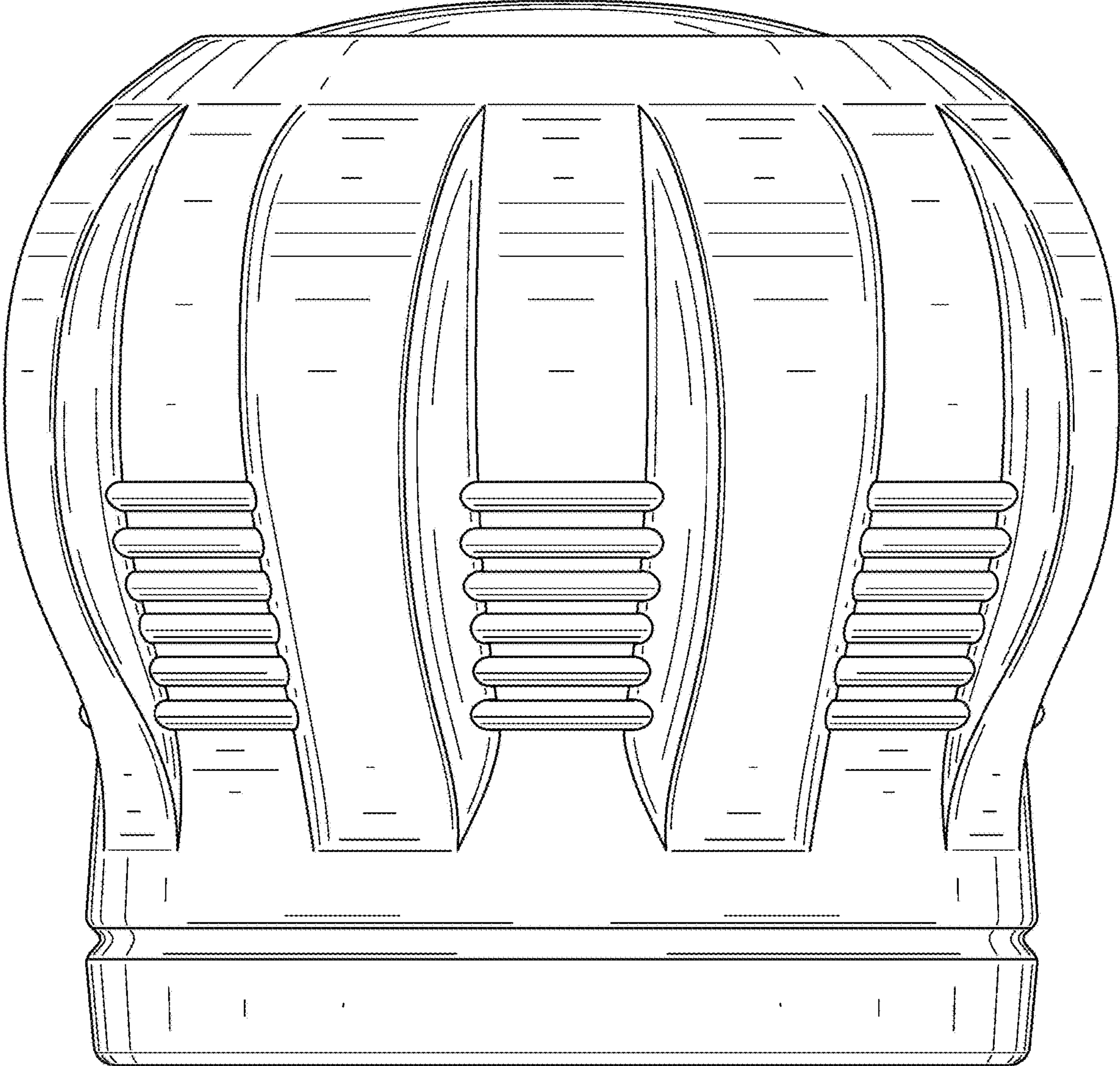
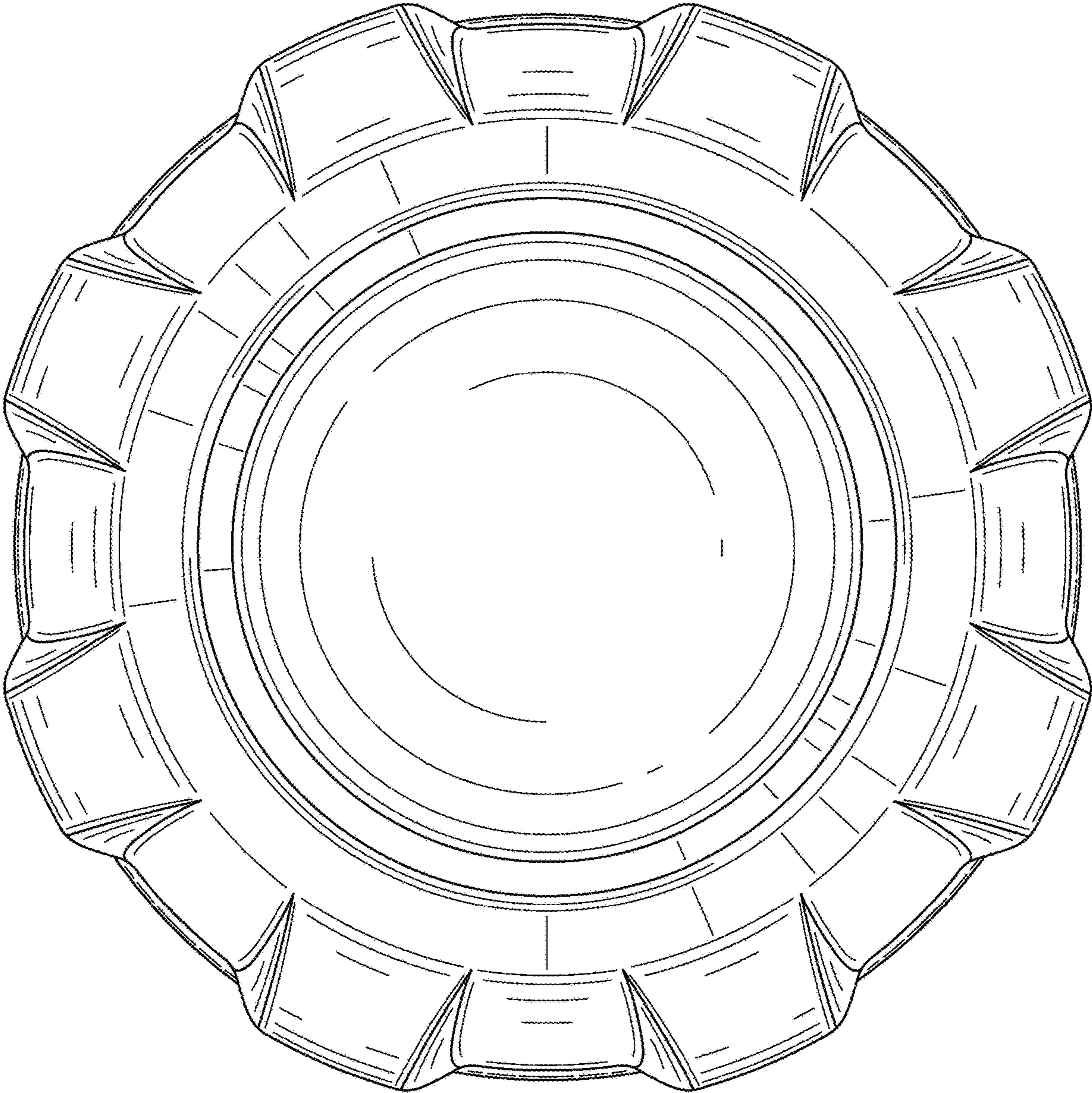



FIG. 5



**FIG. 6**





**FIG. 7**

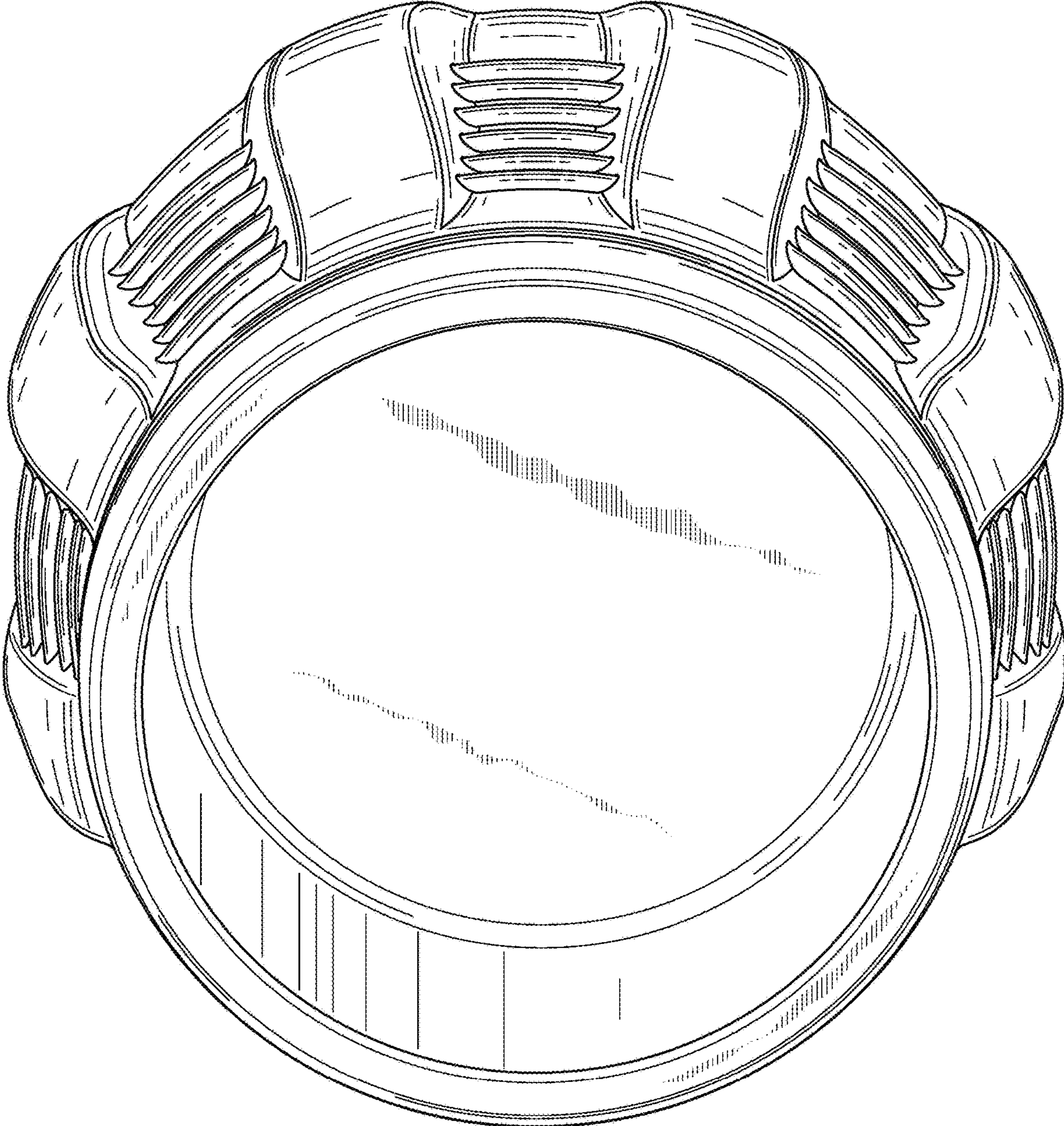


FIG. 8