



US00D988696S

(12) **United States Design Patent**
Fuerst et al.

(10) **Patent No.:** **US D988,696 S**
(45) **Date of Patent:** **** Jun. 13, 2023**

- (54) **FOOTWEAR ARTICLE**
- (71) Applicant: **Fuerst Group, Inc.**, Menlo Park, CA (US)
- (72) Inventors: **Rory Fuerst**, Atherton, CA (US); **Scott Labbe**, Brentwood, NH (US); **Rob McCourt**, Lake Oswego, OR (US)
- (73) Assignee: **Fuerst Group, Inc.**, Menlo Park, CA (US)
- (**) Term: **15 Years**
- (21) Appl. No.: **29/786,652**
- (22) Filed: **Jun. 1, 2021**
- (51) **LOC (14) Cl.** **02-04**
- (52) **U.S. Cl.**
USPC **D2/947**
- (58) **Field of Classification Search**
USPC D2/902, 906, 908, 916, 918, 925, D2/946-962, 977
CPC A43B 13/00; A43B 13/02; A43B 13/023; A43B 13/026; A43B 13/04; A43B 13/08; A43B 13/10; A43B 13/12; A43B 13/14; A43B 13/141; A43B 13/143; A43B 13/16; A43B 13/18; A43B 13/181; A43B 13/187; A43B 13/189; A43B 13/20; A43B 13/22; A43B 13/223; A43B 13/24; A43B 13/28; A43B 13/30; A43B 13/32; A43B 13/34; A43B 13/36
See application file for complete search history.

(56) **References Cited**

U.S. PATENT DOCUMENTS

D379,863 S *	6/1997	Kayano	D2/959
D393,341 S *	4/1998	Marshall	D2/951
D397,544 S *	9/1998	Egelja	D2/912
D476,800 S *	7/2003	Fuerst	D2/960
D498,575 S *	11/2004	Fuerst	D2/977

D683,117 S *	5/2013	Truelsen	D2/951
D692,645 S *	11/2013	Truelsen	D2/954
D695,505 S *	12/2013	Hansen	D2/951
D698,532 S *	2/2014	Mochen	D2/916
D717,527 S *	11/2014	Truelsen	D2/951
D721,225 S *	1/2015	Bradford	D2/954
D728,910 S *	5/2015	Hansen	D2/951
D734,930 S *	7/2015	Bikowski	D2/951
D740,529 S *	10/2015	Bikowski	D2/954
D740,530 S *	10/2015	Truelsen	D2/951
D741,586 S *	10/2015	Truelsen	D2/951
D762,957 S *	8/2016	Reid	A43B 3/163 D2/947
D772,543 S *	11/2016	Laska	D2/923
D804,788 S *	12/2017	Bikowski	D2/947
D851,368 S *	6/2019	Fuerst, Sr.	D2/916
D864,539 S *	10/2019	Fuerst, Sr.	D2/947

(Continued)

Primary Examiner — Jonathan J Han
(74) *Attorney, Agent, or Firm* — McCoy Russell LLP

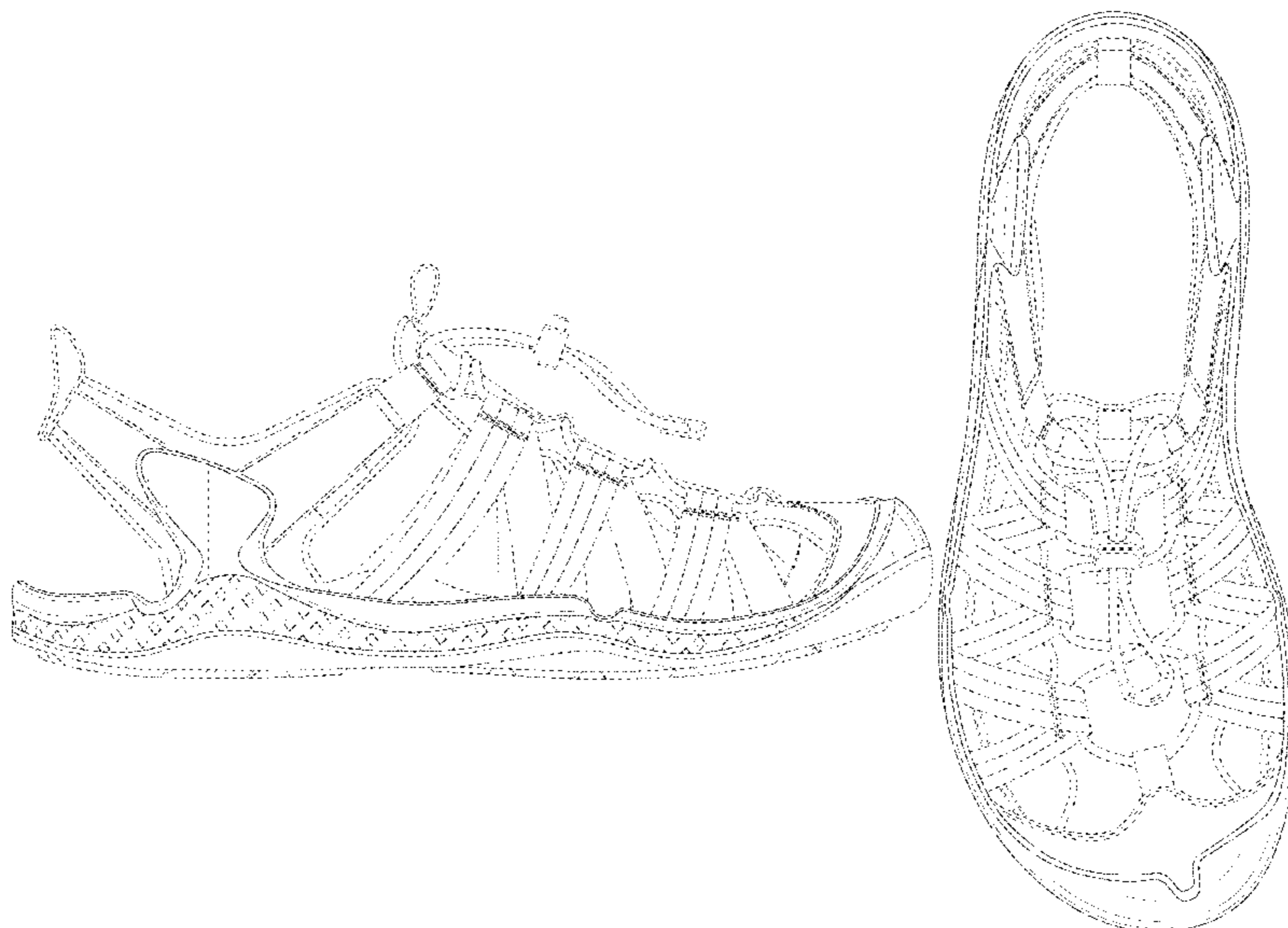
(57) **CLAIM**

The ornamental design for a footwear article, as shown and described.

DESCRIPTION

FIG. 1 is a front view of a footwear article according to the claimed design.
 FIG. 2 is a rear view of the footwear article.
 FIG. 3 is a right side view of the footwear article.
 FIG. 4 is a left side view of the footwear article.
 FIG. 5 is a top view of the footwear article; and,
 FIG. 6 is a bottom view of the footwear article.
 The broken lines in the drawings illustrate portions of the footwear article that form no part of the claimed design.
 The shorter zigzagged broken lines at the sides of the footwear article in FIGS. 1 and 3-5 represent stitching that forms no part of the claimed design.
 The surface line shading is included for clarification purposes.

1 Claim, 6 Drawing Sheets



(56)

References Cited

U.S. PATENT DOCUMENTS

D882,217 S *	4/2020	Zhang	D2/951
D887,686 S *	6/2020	Sogorb	D2/947
D887,687 S *	6/2020	Dean	D2/947
D909,020 S *	2/2021	Gvasalia	D2/907
D919,248 S *	5/2021	Post	D2/951
D919,251 S *	5/2021	Post	D2/916
D919,944 S *	5/2021	Post	D2/951
D923,301 S *	6/2021	Strand	D2/947
D951,606 S *	5/2022	Lin	D2/951
D955,091 S *	6/2022	Kroshinskaya	D2/903
D962,625 S *	9/2022	Cristobal	D2/972

* cited by examiner

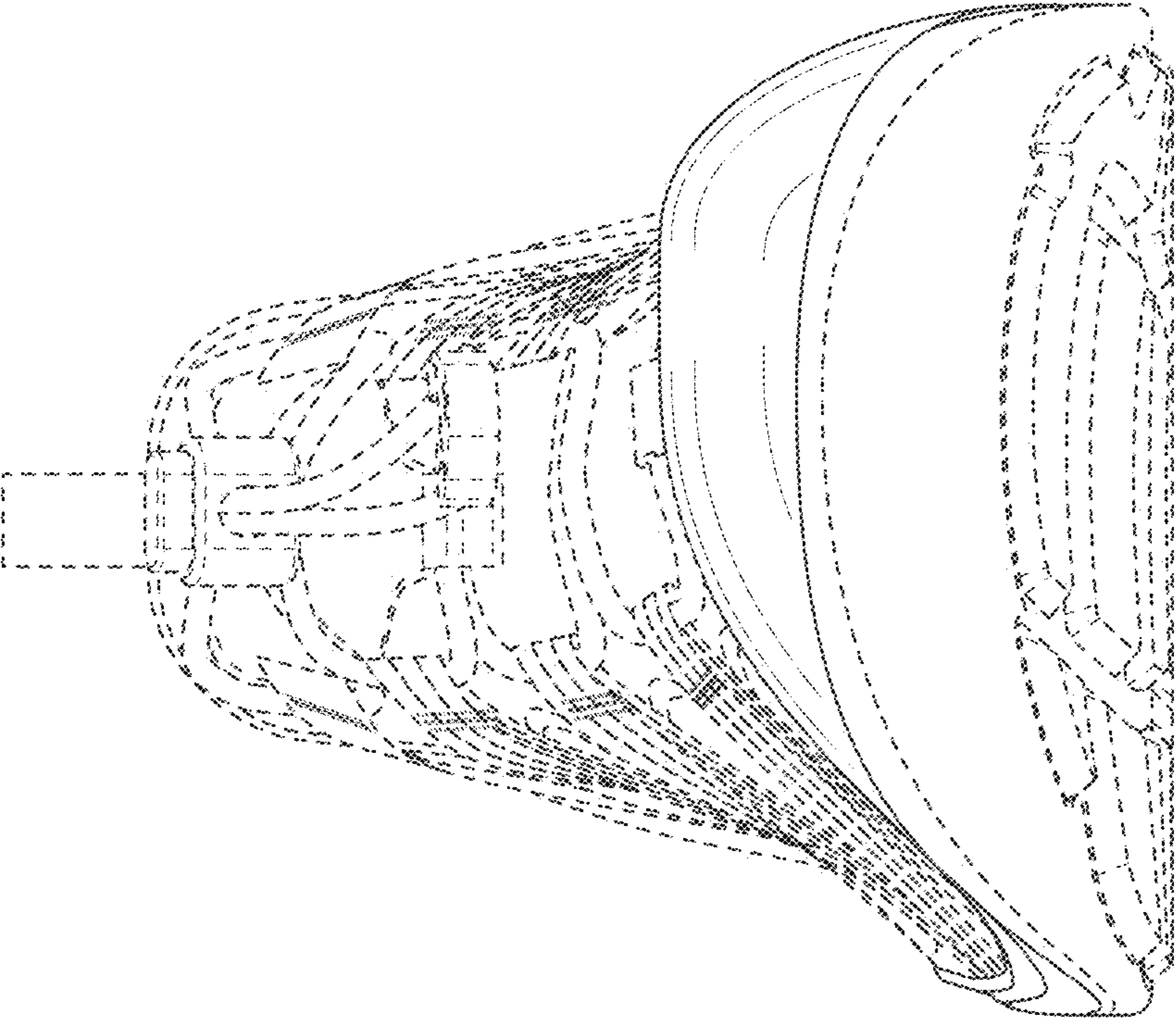


FIG. 1

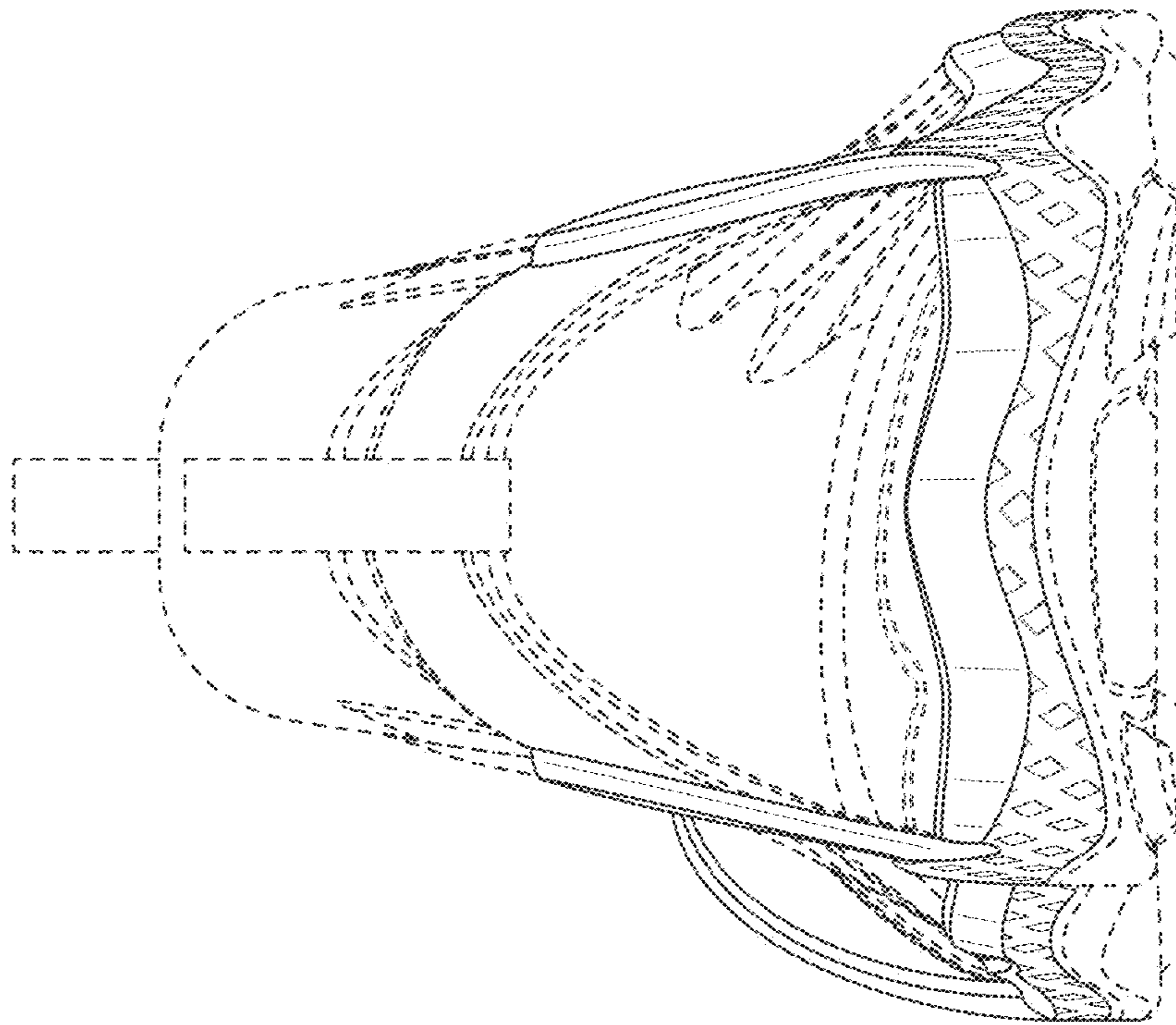


FIG. 2

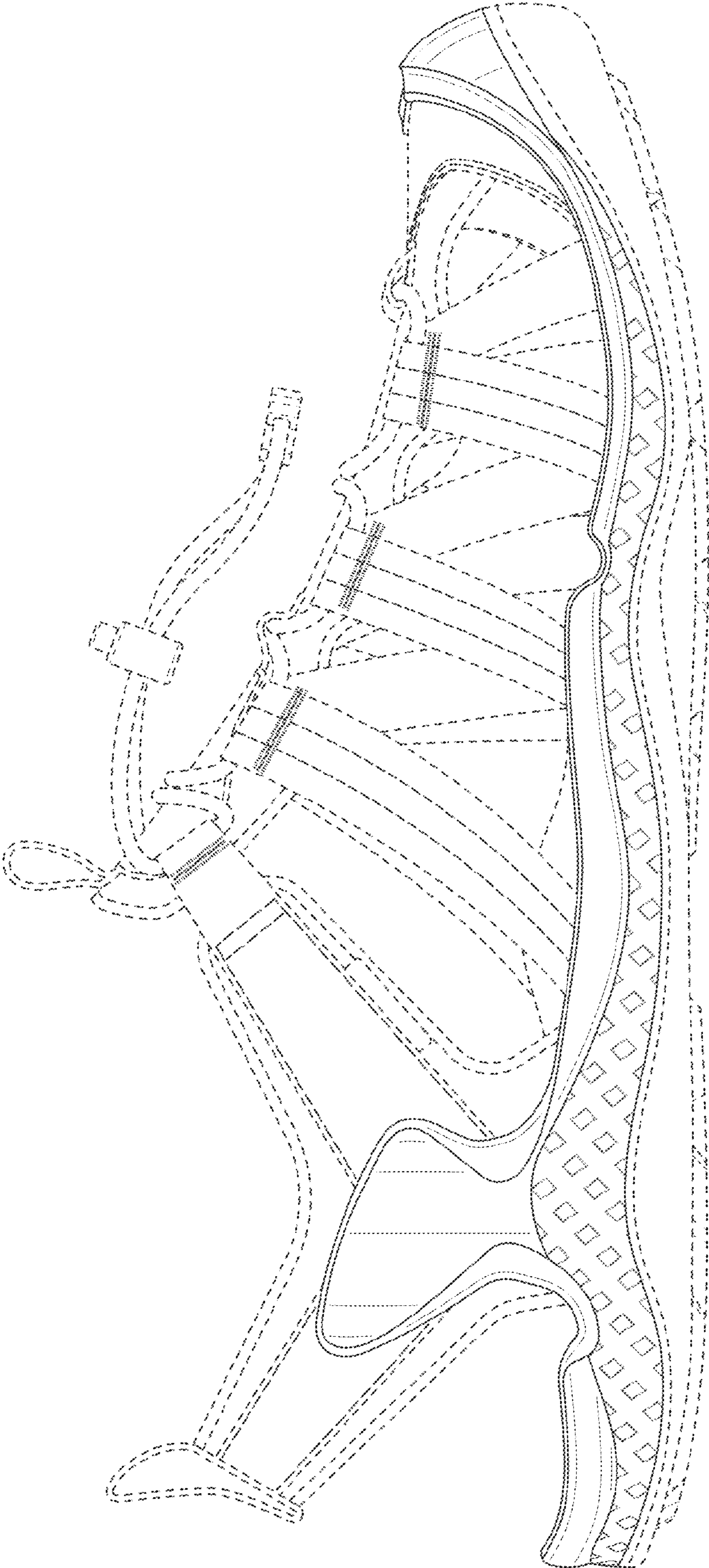


FIG. 3

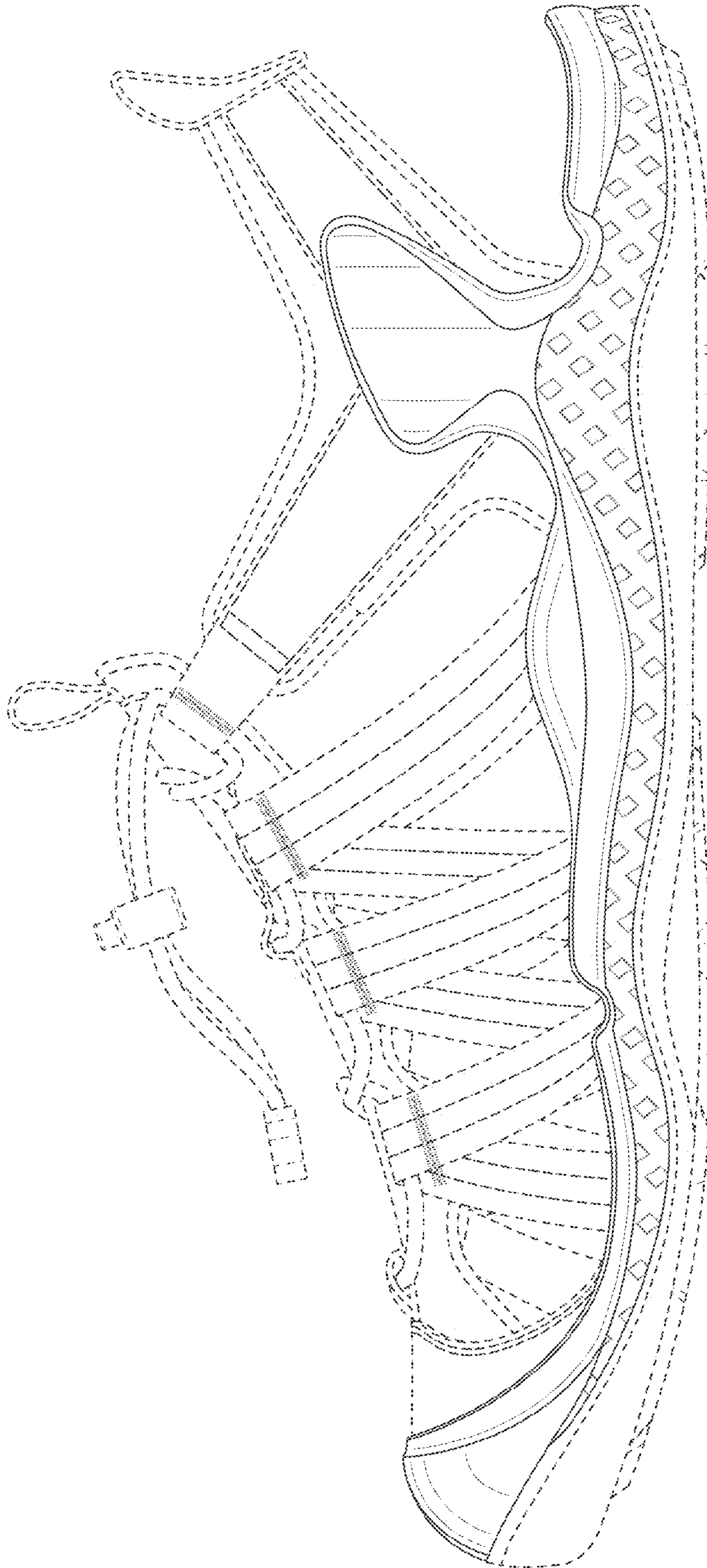


FIG. 4

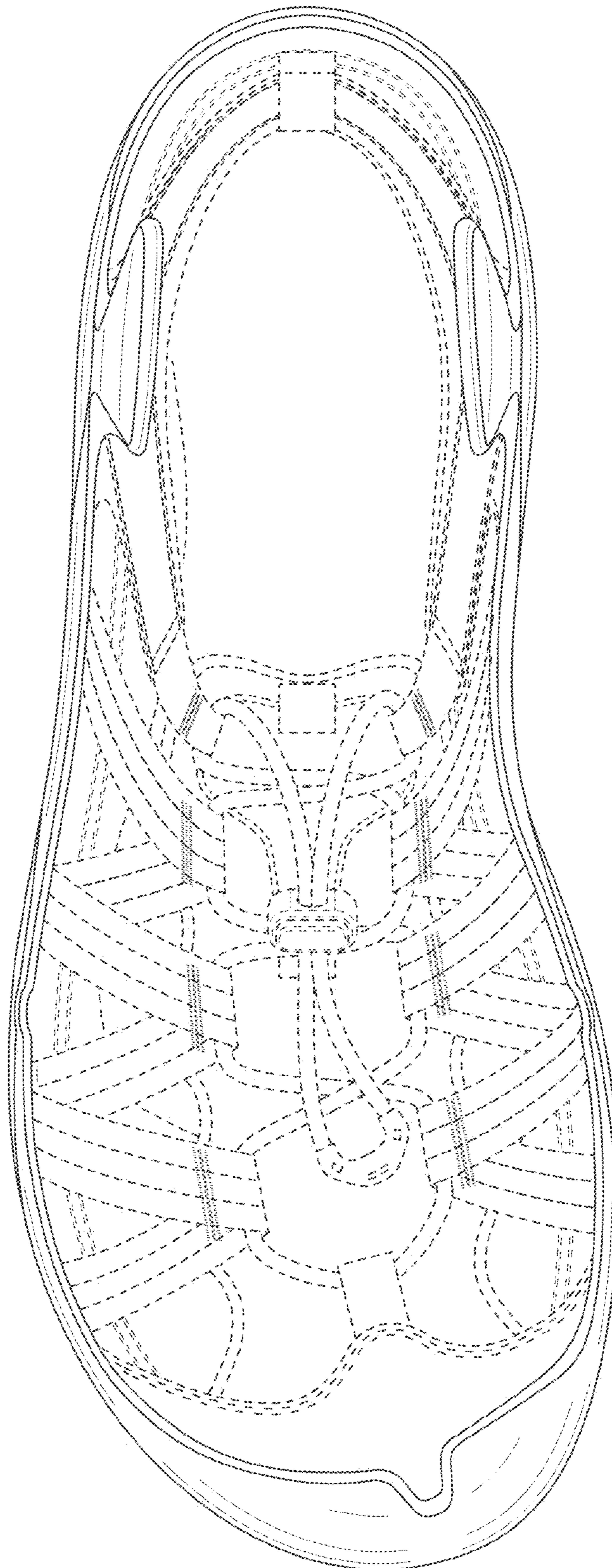


FIG. 5

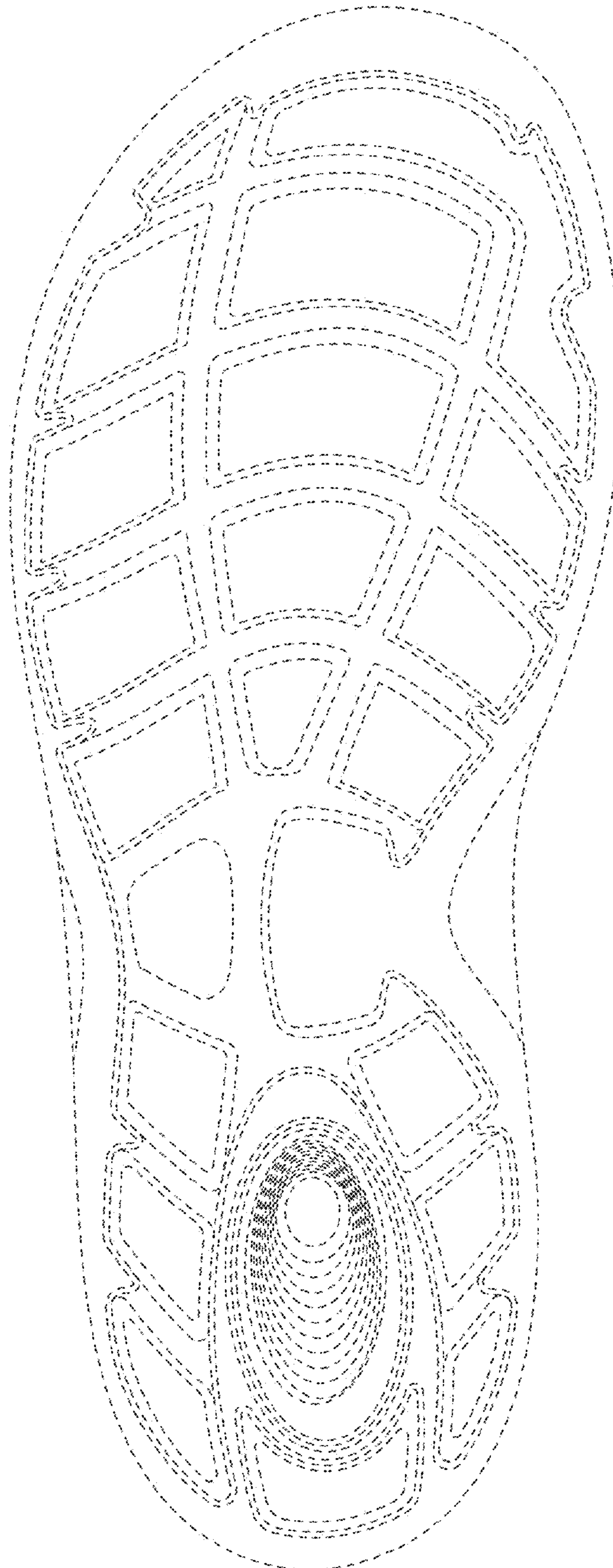


FIG. 6