



US00D988644S

(12) **United States Design Patent** (10) **Patent No.:** **US D988,644 S**
Lin (45) **Date of Patent:** **** Jun. 13, 2023**

(54) **PAIR OF SHOES**
(71) Applicant: **Quanzhou Lingmu Technology Co., Ltd., Quanzhou (CN)**
(72) Inventor: **Wenxun Lin, Quanzhou (CN)**
(**) Term: **15 Years**
(21) Appl. No.: **29/797,693**
(22) Filed: **Jul. 1, 2021**
(51) **LOC (14) Cl.** **02-04**
(52) **U.S. Cl.**
USPC **D2/902**
(58) **Field of Classification Search**
USPC D2/902, 907, 908, 944, 945, 969,
D2/972-974
CPC A43B 1/04; A43B 5/06; A43B 5/10
See application file for complete search history.

D909,022 S * 2/2021 Patt D2/907
D912,373 S * 3/2021 Smith
D915,035 S * 4/2021 Sassi D2/908
D915,036 S * 4/2021 Sassi D2/908
D944,500 S * 3/2022 Venturini D2/908
D968,765 S * 11/2022 Zhang D2/869
D968,766 S * 11/2022 Van De Stouwe D2/907
D975,405 S * 1/2023 Cook D2/907
D975,724 S * 1/2023 Di Pisa D2/907

FOREIGN PATENT DOCUMENTS

EM 008597728-002 * 7/2021

* cited by examiner

Primary Examiner — Kevin K Rudzinski
Assistant Examiner — Clare Ann Gannon
(74) *Attorney, Agent, or Firm* — Xiaofang Zhong

(57) **CLAIM**

The ornamental design for a pair of shoes, as shown and described.

(56) **References Cited**

U.S. PATENT DOCUMENTS

D344,405 S * 2/1994 Close D2/969
D348,764 S * 7/1994 Teague D2/907
D378,014 S * 2/1997 Preskar D2/969
D564,185 S 3/2008 Cohen
D680,712 S 4/2013 Della Valle et al.
D727,002 S 4/2015 Sassi
D851,871 S 6/2019 Gallo
D855,949 S * 8/2019 Sassi D2/902
D866,129 S 11/2019 Vaccarello
D869,128 S 12/2019 DiFrancisco
D874,800 S * 2/2020 Sassi D2/908
D878,716 S * 3/2020 Sassi D2/902
D878,729 S 3/2020 Van De Stouwe et al.
D895,939 S * 9/2020 Sassi D2/902
D900,440 S 11/2020 Ernst
D905,937 S 12/2020 Lee
D909,020 S * 2/2021 Gvasalia D2/907

DESCRIPTION

FIG. 1 is a perspective view of a right shoe showing my new design;
FIG. 2 is a top plan view thereof;
FIG. 3 is a bottom plan view thereof;
FIG. 4 is a left side view thereof;
FIG. 5 is a right side view thereof;
FIG. 6 is a front elevational view thereof; and,
FIG. 7 is a rear elevational view thereof.
All views of the left shoe have been omitted from the drawings as they are mirror images of those of the right shoe shown herein.
The broken lines depict stitching that forms a part of the claimed design.

1 Claim, 7 Drawing Sheets





FIG. 1

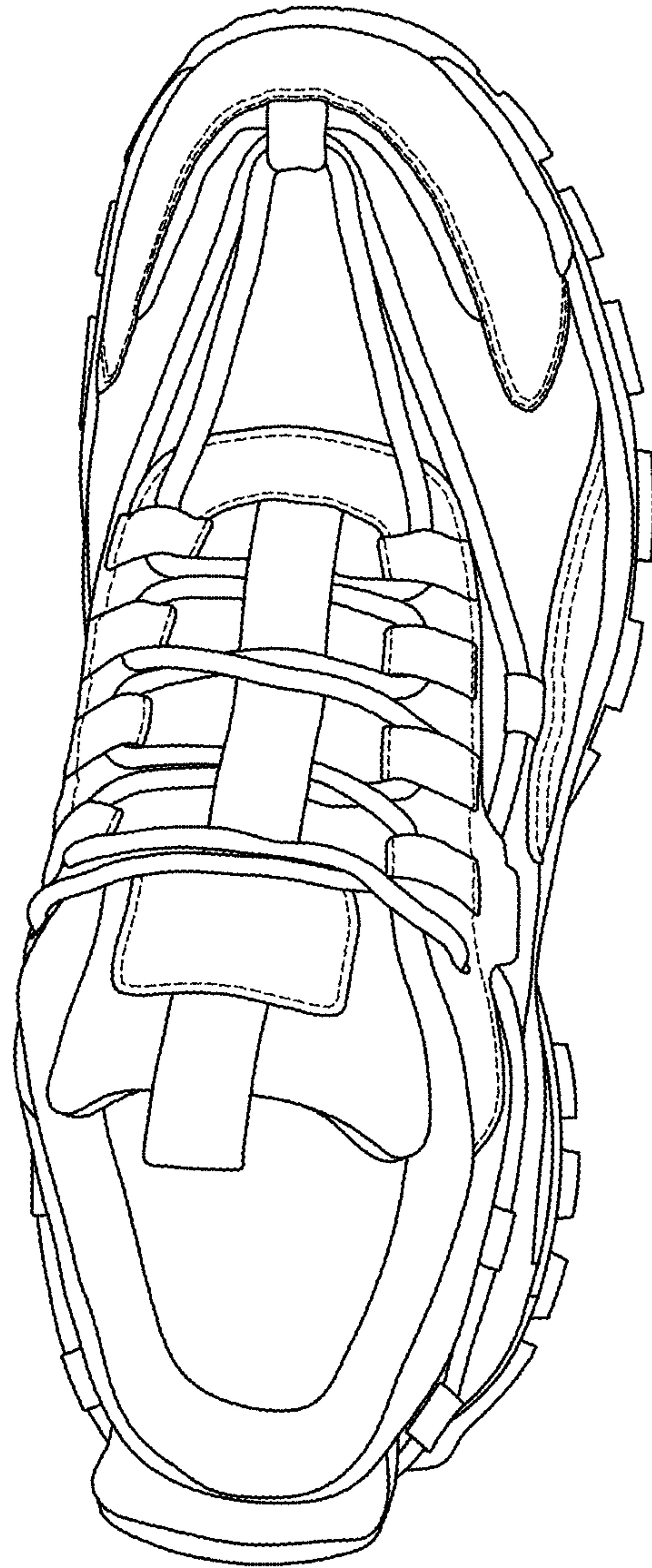


FIG. 2

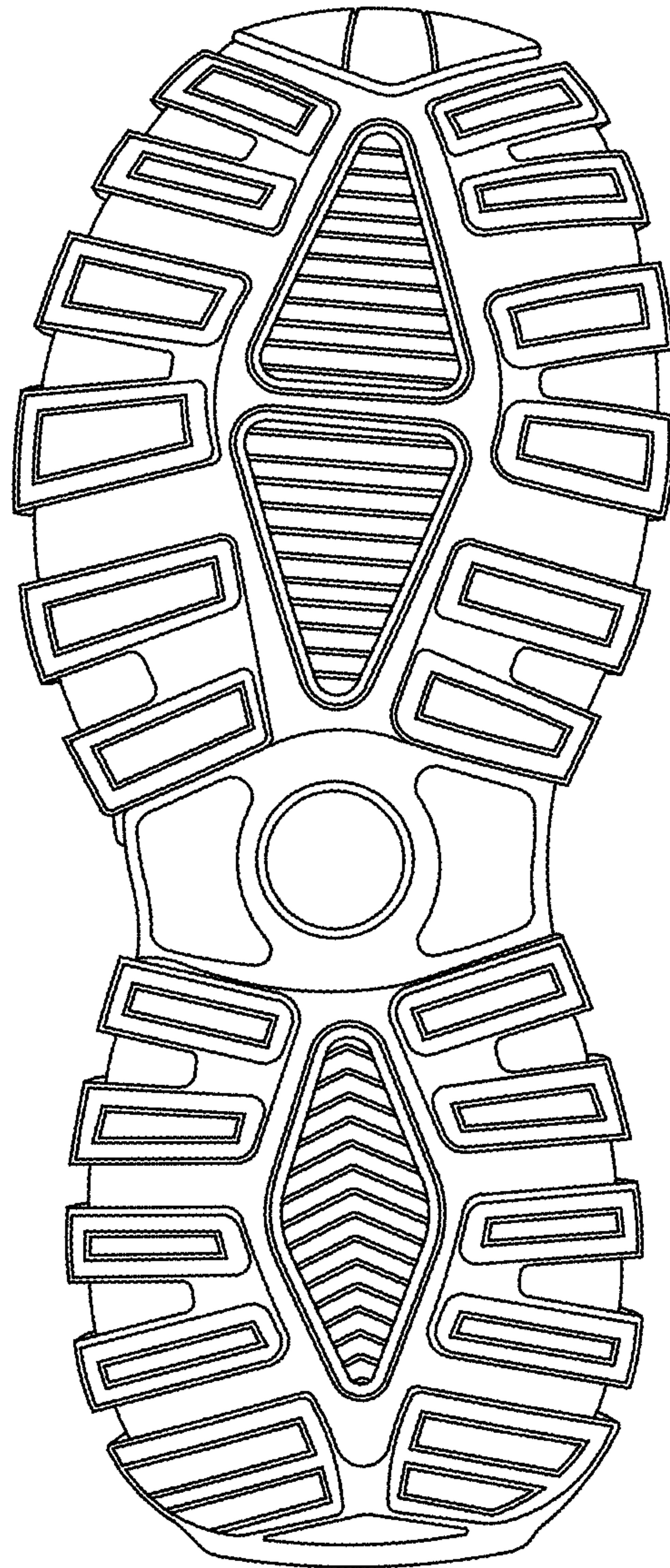


FIG. 3




FIG. 4




FIG. 5

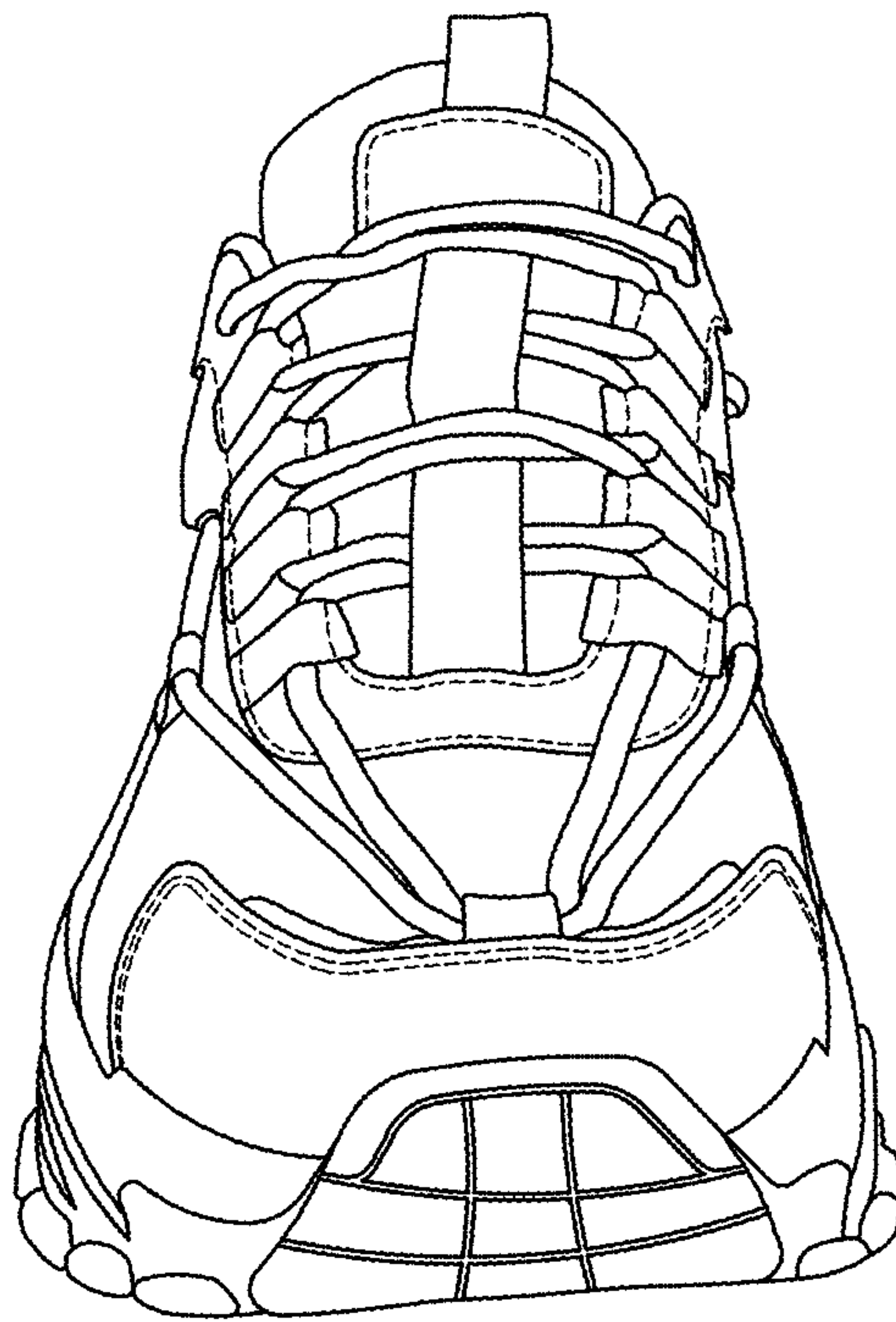


FIG. 6

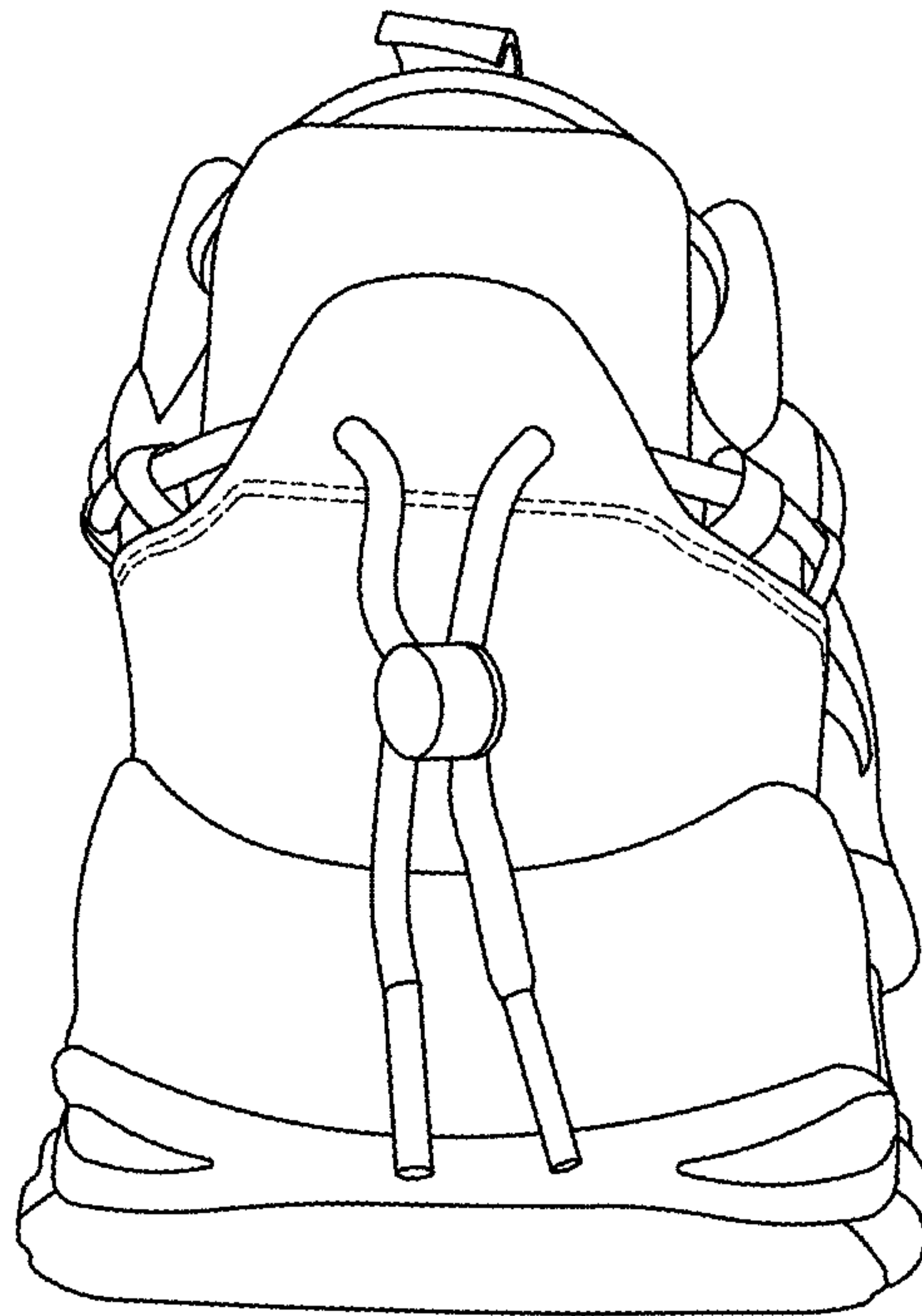


FIG. 7