



US00D988617S

(12) **United States Design Patent** (10) **Patent No.:** **US D988,617 S**  
**Brandt et al.** (45) **Date of Patent:** **\*\* Jun. 6, 2023**

- (54) **PET BRUSH**
- (71) Applicant: **WAHL CLIPPER CORPORATION**,  
Sterling, IL (US)
- (72) Inventors: **Connor Brandt**, Rochelle, IL (US);  
**Robert Snell**, Dearborn Heights, MI  
(US); **Jeff Fleming**, Silvis, IL (US);  
**Chad Aulwes**, Sterling, IL (US);  
**Jui-Tsang Lin**, Taichung (TW)
- (73) Assignee: **WAHL CLIPPER CORPORATION**,  
Sterling, IL (US)
- (\*\*) Term: **15 Years**
- (21) Appl. No.: **29/756,755**
- (22) Filed: **Oct. 30, 2020**
- (51) **LOC (14) Cl.** ..... **30-99**
- (52) **U.S. Cl.**  
USPC ..... **D30/159**
- (58) **Field of Classification Search**  
USPC ..... D30/158, 159, 199; 119/600, 603,  
119/611-618, 624, 625, 630, 631, 632,  
119/633, 174  
CPC .... A01K 13/00; A01K 13/002; A01K 13/003;  
A45D 19/026; A45D 24/04; A45D 24/10;  
A45D 24/16; A46B 2200/1086; A46B  
2200/1093  
See application file for complete search history.

D712,100 S	8/2014	Aulwes et al.	
9,706,753 B2 *	7/2017	Moeller	A46B 9/023
D836,855 S	12/2018	Moeller	
D840,608 S *	2/2019	Snead, Sr.	D4/114
D849,417 S *	5/2019	Cheung	D4/136
D884,293 S *	5/2020	Yan	D30/158
D884,989 S *	5/2020	Yan	D30/158
D892,414 S *	8/2020	Mueller	D30/158
D951,562 S *	5/2022	Zhuo	D30/159
D953,661 S *	5/2022	Zhang	D4/134

OTHER PUBLICATIONS

“Groomer’s Best Small Combo Brush” available Feb. 9, 2014, [online], [site visited ]. Retrieved from Internet, URL:https://www.amazon.com/Hartz-Groomers-Combo-Detangling-Brush/dp/B0063KBYU6/ref=cm\_cr\_ar\_p\_d\_product\_top?ie=UTF8 (Year: 2014).\*

“Wahl Professional Animal Double Sided Bath Pin Brush” available Feb. 25, 2022, [online], [site visited Dec. 15, 2022]. Retrieved from Internet, URL:https://www.amazon.com/Wahl-Professional-Animal-Double-858477/dp/B09TDWG2P8 (Year: 2022).\*

\* cited by examiner

Primary Examiner — Katrina N Gonzalez

(74) Attorney, Agent, or Firm — Greer, Burns & Crain, Ltd

(57) **CLAIM**

The ornamental design for a pet brush, as shown and described.

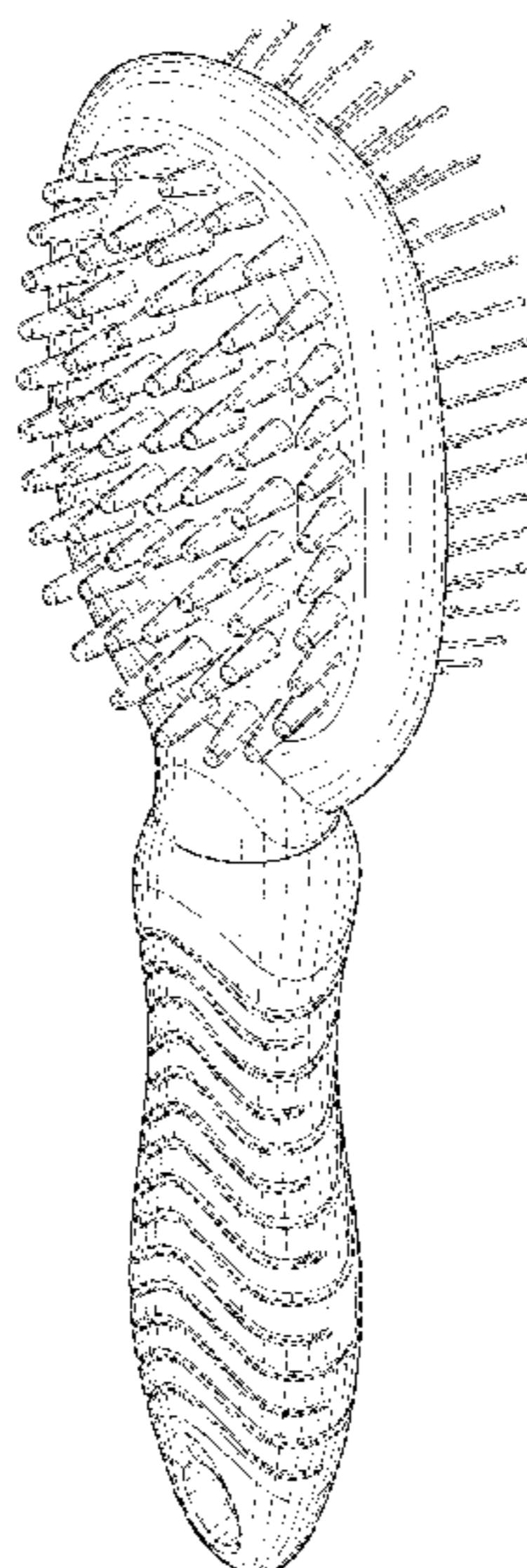
**DESCRIPTION**

FIG. 1 is a top perspective view of the present pet brush; FIG. 2 is a left side view of the pet brush of FIG. 1; FIG. 3 is a right side view of the pet brush of FIG. 1; FIG. 4 is front view of the pet brush of FIG. 1; FIG. 5 is a rear view of the pet brush of FIG. 1; FIG. 6 is a top of the pet brush of FIG. 1; and, FIG. 7 is a bottom view of the pet brush of FIG. 1.

**1 Claim, 6 Drawing Sheets**

(56) **References Cited**  
U.S. PATENT DOCUMENTS

D370,349 S *	6/1996	Yu	D4/133
D504,776 S *	5/2005	Kuo	D4/133
D509,032 S *	8/2005	Dunn	D4/138
D541,534 S *	5/2007	Leung	D4/133
D543,705 S *	6/2007	Leung	D4/133
D613,003 S *	3/2010	Miller	D30/158
8,595,885 B1 *	12/2013	Weinstein	A46B 9/06 D4/133



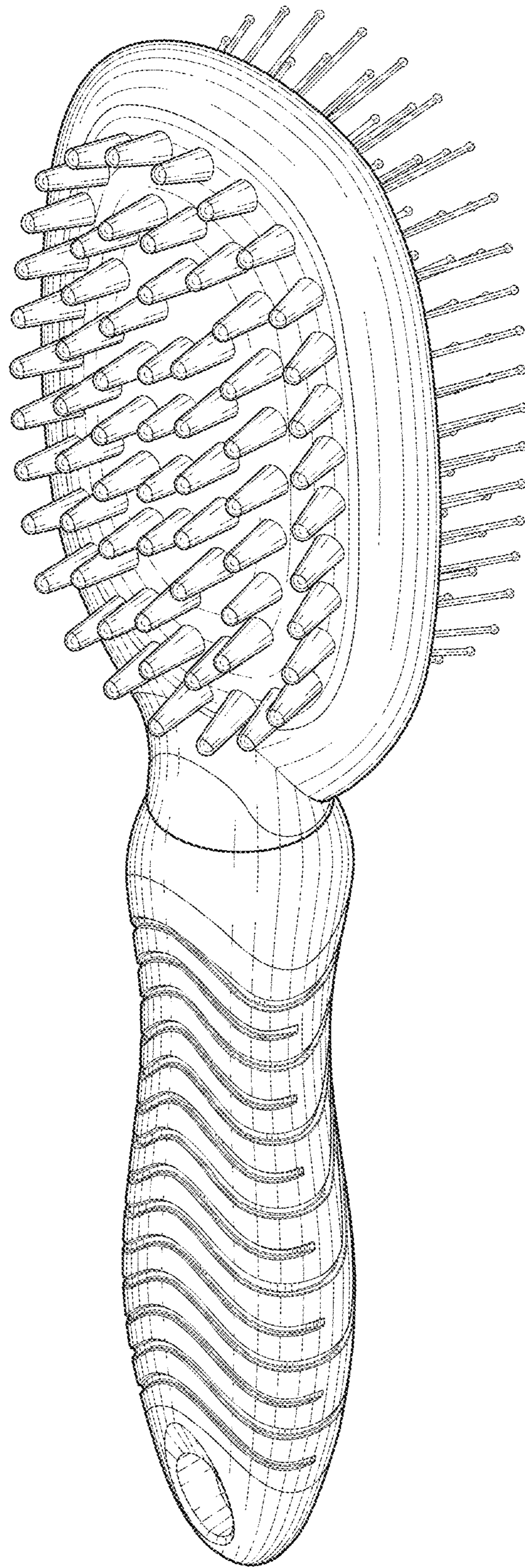


FIG. 1



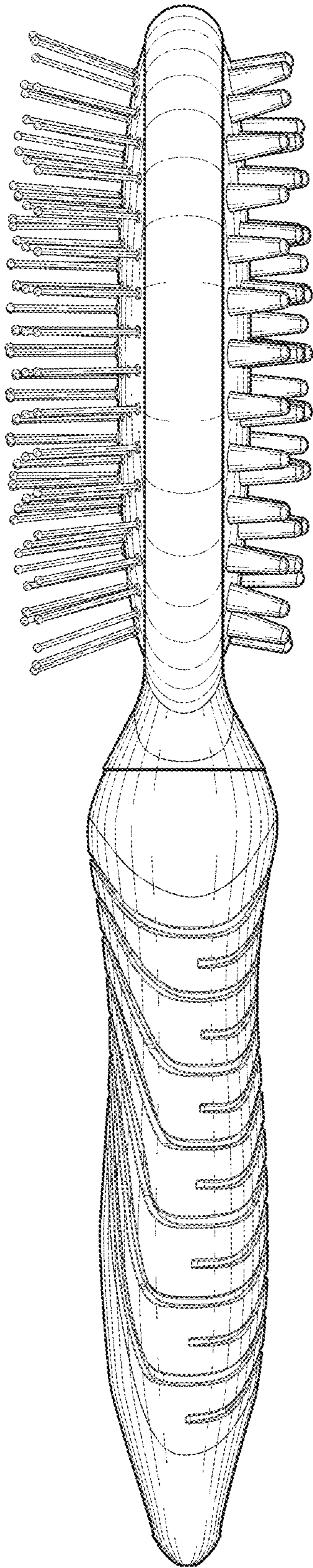


FIG. 2

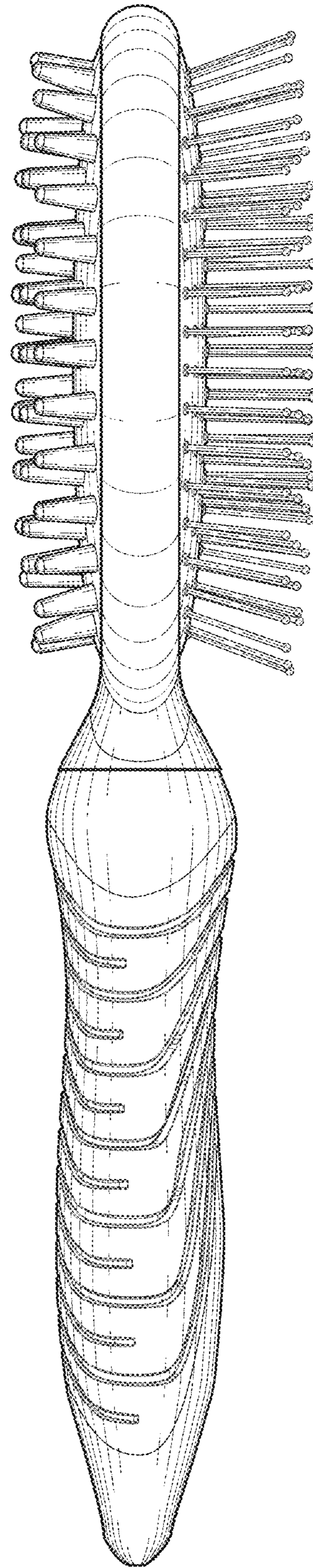


FIG. 3

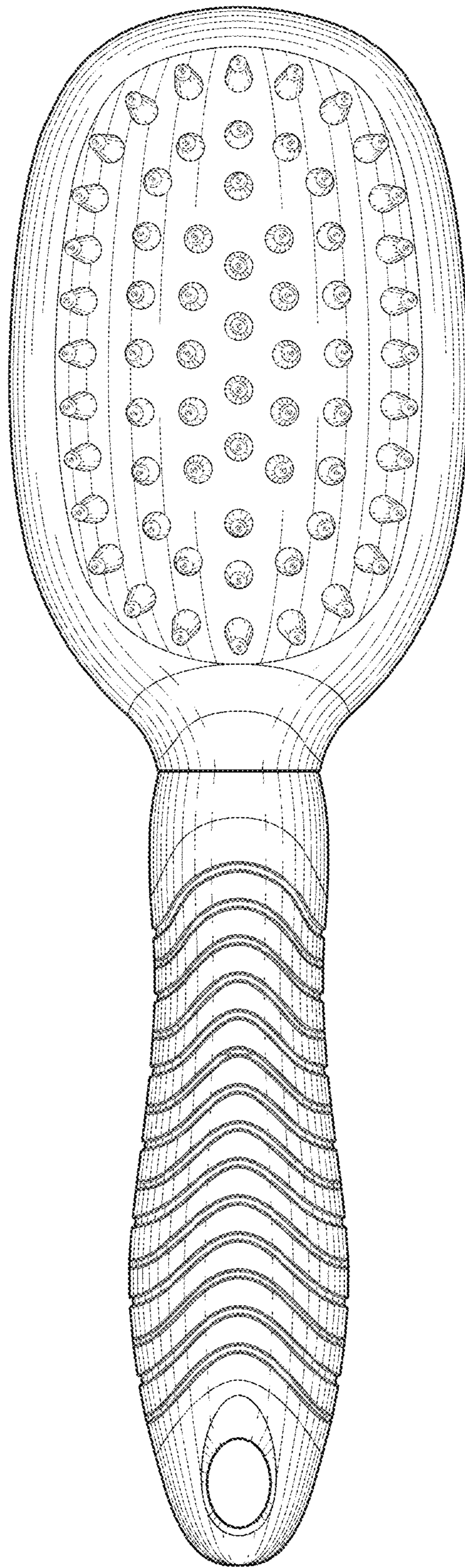


FIG. 4



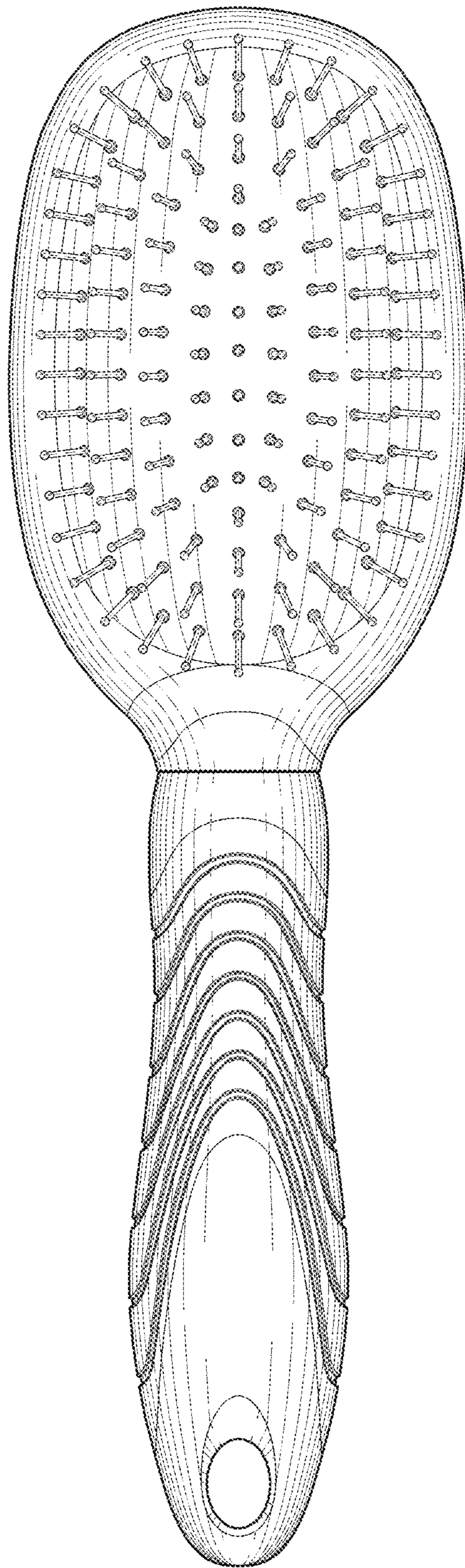


FIG. 5

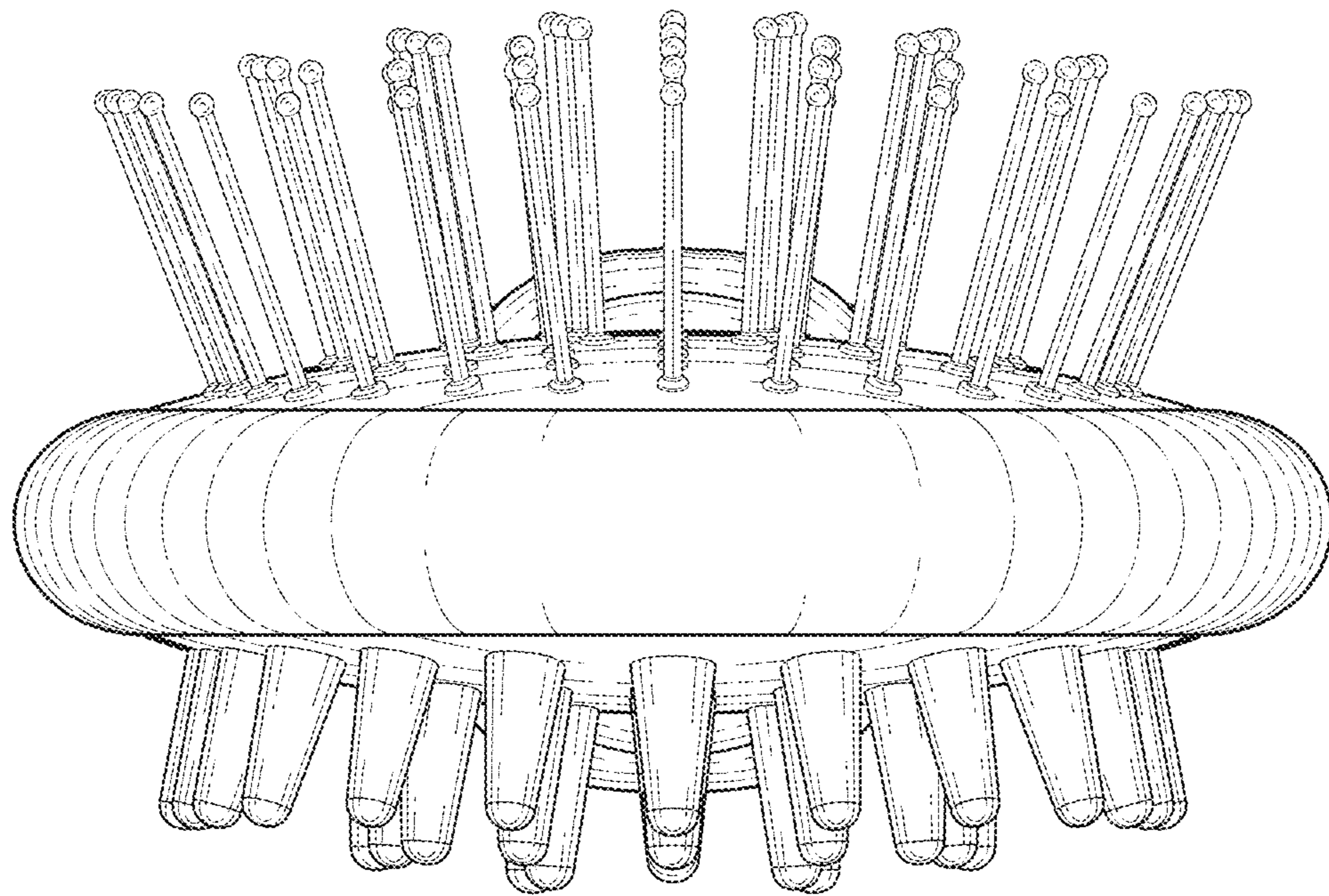


FIG. 6

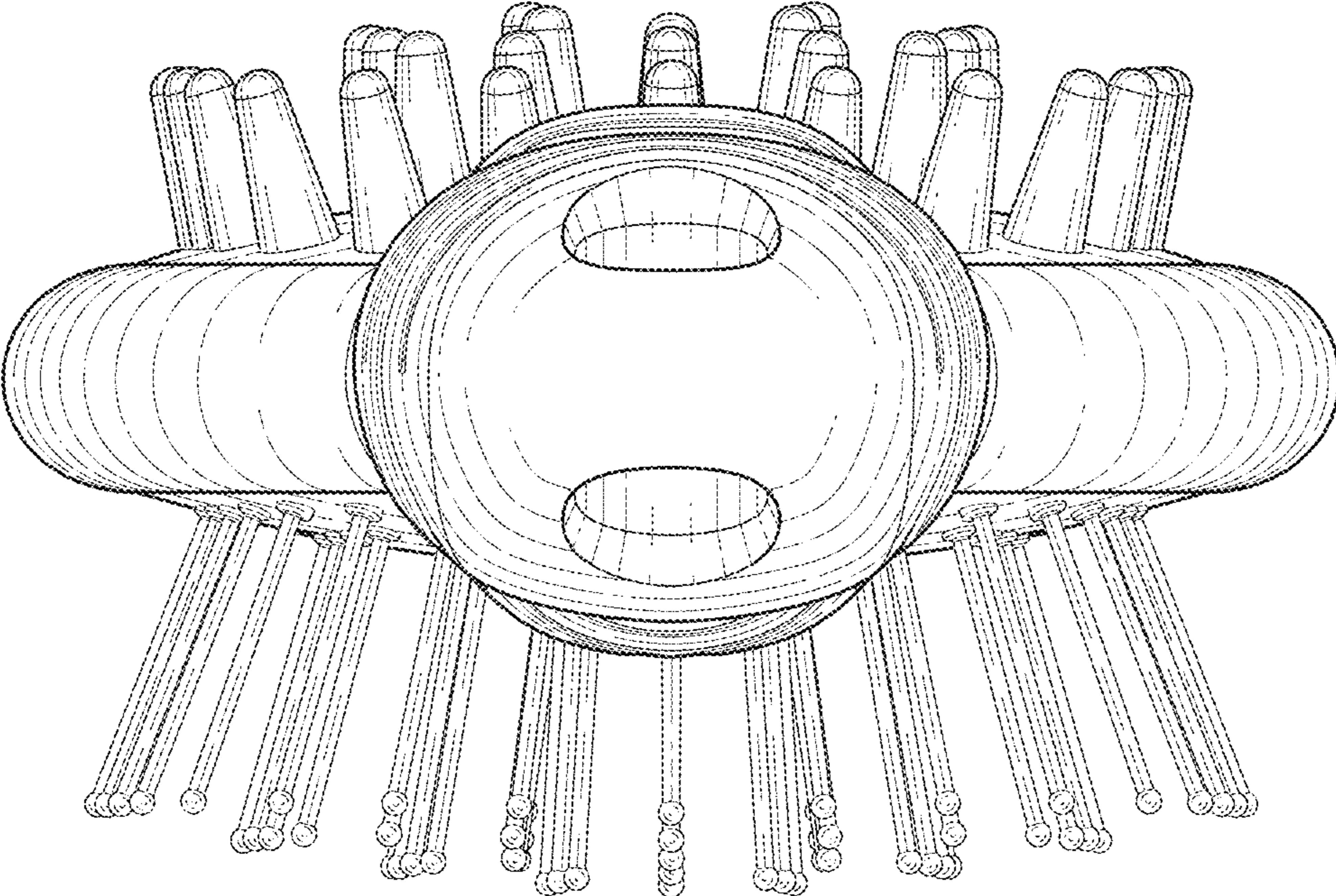


FIG. 7