



US00D988601S

(12) **United States Design Patent** (10) **Patent No.:** **US D988,601 S**
Lewenhaupt et al. (45) **Date of Patent:** **** Jun. 6, 2023**

(54) **FABRIC SHAVER**
(71) Applicant: **Steamery AB**, Stockholm (SE)
(72) Inventors: **Frej Lewenhaupt**, Stockholm (SE);
Yanjie Wang, Stockholm (SE); **Qian Jiang**, Stockholm (SE)
(73) Assignee: **STEAMERY AB**, Stockholm (SE)

D513,814 S * 1/2006 Chen D28/50
D620,643 S * 7/2010 Teteak D28/50
D642,740 S * 8/2011 Chiodo D28/44
D671,267 S * 11/2012 Hsu D28/50
D828,626 S * 9/2018 Hsu D28/50
D841,243 S * 2/2019 Hsu D28/50
D841,244 S * 2/2019 Hsu D28/50
D845,544 S * 4/2019 Hsu D28/50
D889,851 S * 7/2020 Lei D4/118

(Continued)

(**) Term: **15 Years**

FOREIGN PATENT DOCUMENTS

(21) Appl. No.: **29/769,457**

CN 112244734 A * 1/2021 A47L 25/00
CN 112497270 A * 3/2021 B26B 19/14

(22) Filed: **Feb. 5, 2021**

OTHER PUBLICATIONS

(30) **Foreign Application Priority Data**

Aug. 6, 2020 (EM) 008084883-0001

Steamery Pilo fabric shaver, at www.amazon.com, first available Jan. 1, 2022, 1 page (Year: 2022).*

(51) **LOC (14) Cl.** **28-03**

Primary Examiner — Jennifer Rivard

(52) **U.S. Cl.**
USPC **D28/50**

(74) *Attorney, Agent, or Firm* — Faegre Drinker Biddle & Reath LLP

(58) **Field of Classification Search**
USPC D4/137, 118; D28/50, 44
CPC B26B 19/14; B26B 19/48; B26B 19/3853;
B26B 19/44; D06C 11/00; A47L 25/08
See application file for complete search history.

(57) **CLAIM**

The ornamental design for a fabric shaver, as shown and described.

(56) **References Cited**

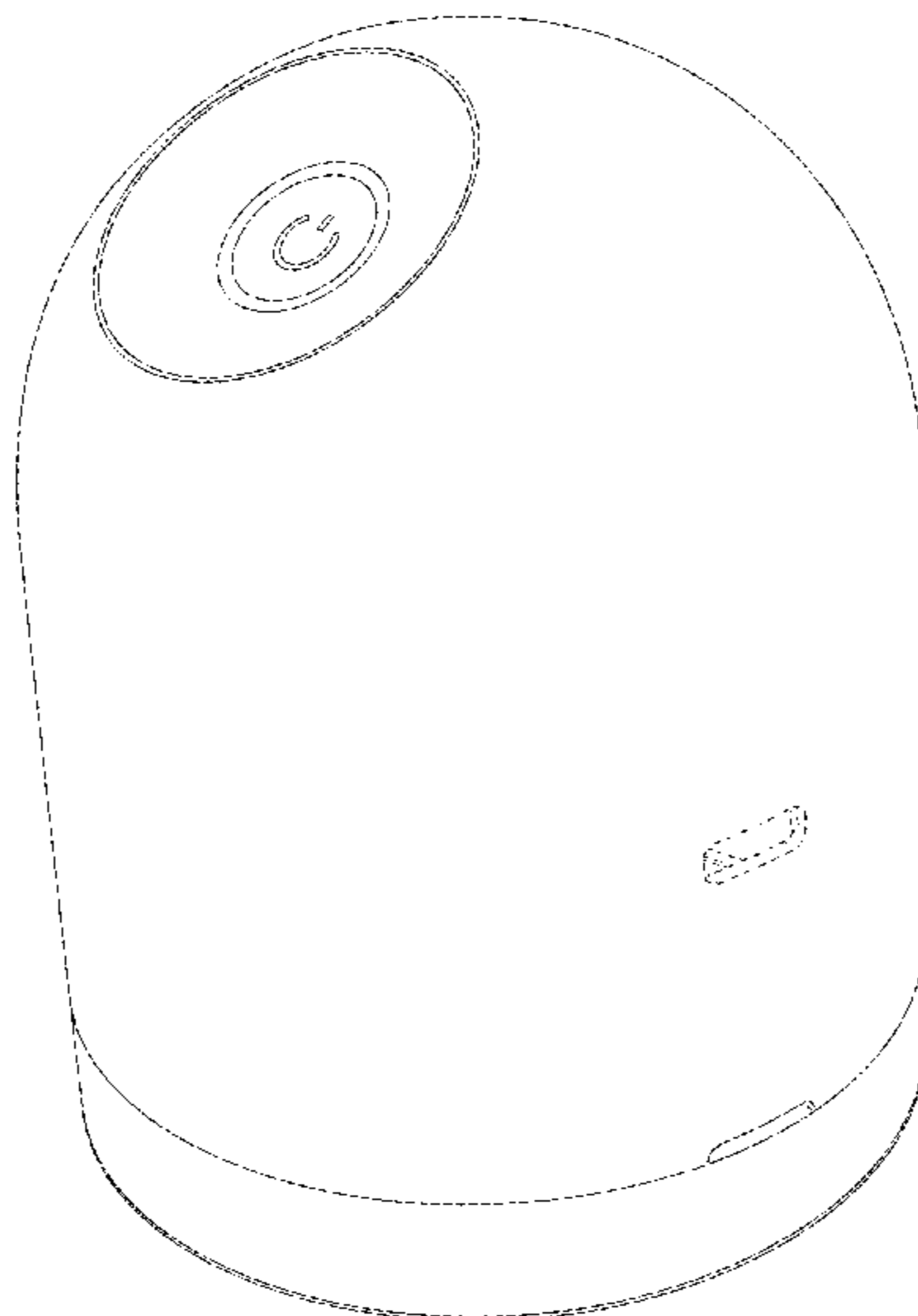
DESCRIPTION

U.S. PATENT DOCUMENTS

4,417,397 A * 11/1983 Kitamura B26B 19/44
30/34.2
4,788,769 A * 12/1988 Maruyama A47L 25/08
15/352
D314,642 S * 2/1991 Ying D28/50
D319,564 S * 9/1991 Okayasu D8/61
D455,228 S * 4/2002 Hsu D28/50
D459,028 S * 6/2002 Hsu D28/50
D472,024 S * 3/2003 Caldwell B26B 19/44
D32/32
D495,831 S * 9/2004 Hsu D28/50
D500,168 S * 12/2004 Ho D28/44
D510,138 S * 9/2005 Kim D24/146

FIG. 1 is a top perspective view of a fabric shaver, illustrating our new design;
FIG. 2 is a front view thereof;
FIG. 3 is a rear view thereof;
FIG. 4 is a left side view thereof;
FIG. 5 is a right side view thereof;
FIG. 6 is a top view thereof;
FIG. 7 is a bottom view thereof; and,
FIG. 8 is a bottom perspective view thereof.
The broken lines illustrate portions of the fabric shaver that form no part of the claimed design.

1 Claim, 8 Drawing Sheets



(56)

References Cited

U.S. PATENT DOCUMENTS

10,874,207 B1 * 12/2020 Wengreen A46B 9/005
D907,850 S * 1/2021 Mader D28/50
D908,961 S * 1/2021 Yang D28/50
D911,609 S * 2/2021 Li D28/50
D916,373 S * 4/2021 McKinnis D28/50
D917,890 S * 5/2021 Cai D4/137
D930,902 S * 9/2021 Liu D28/50
D931,536 S * 9/2021 Li D28/50
D936,288 S * 11/2021 Zou D28/50
D948,582 S * 4/2022 Zhu D15/77
2011/0016722 A1 * 1/2011 Stark B26B 19/00
30/45
2019/0246783 A1 * 8/2019 Allen-Gipson A46B 13/02

* cited by examiner

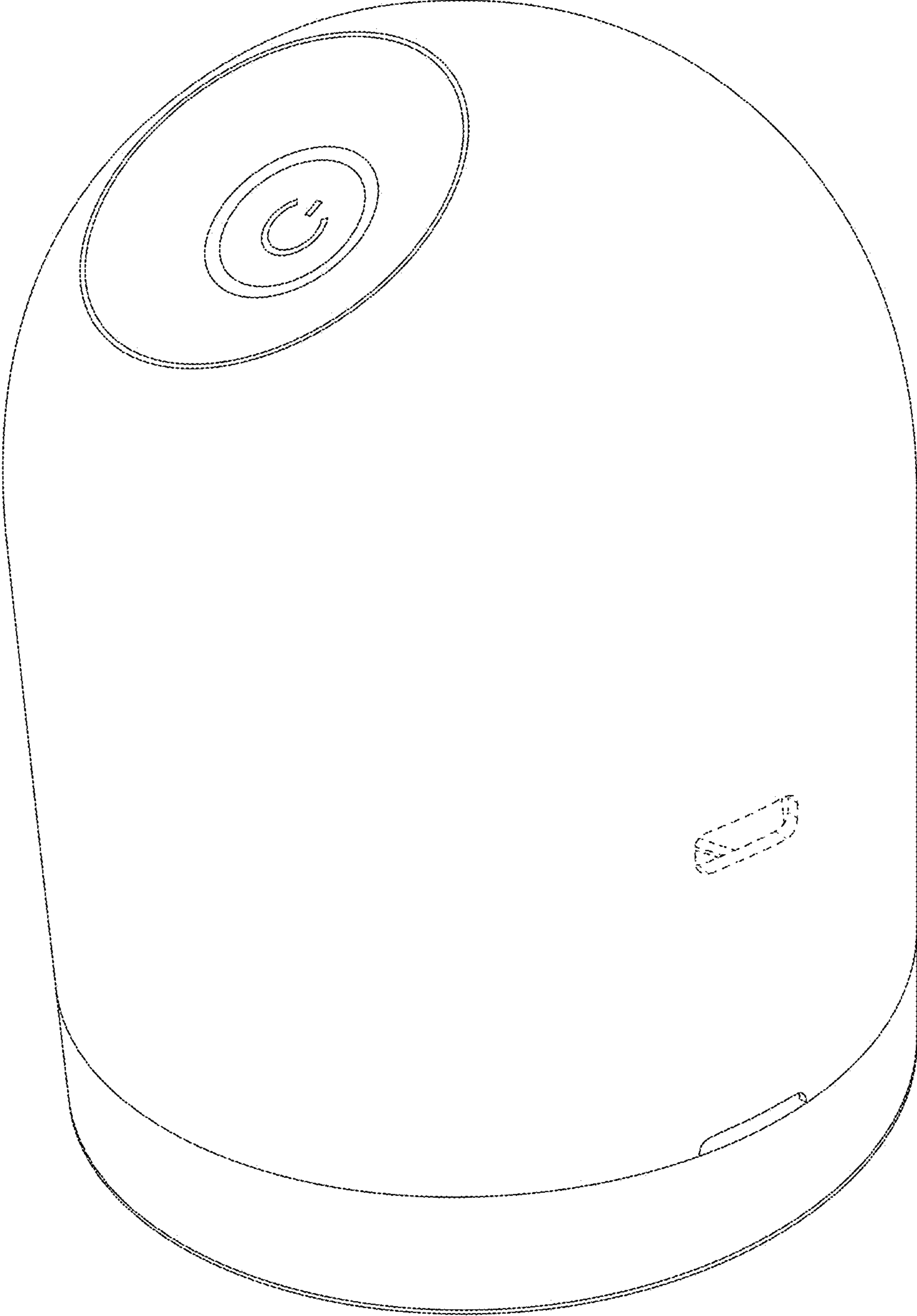


FIG. 1

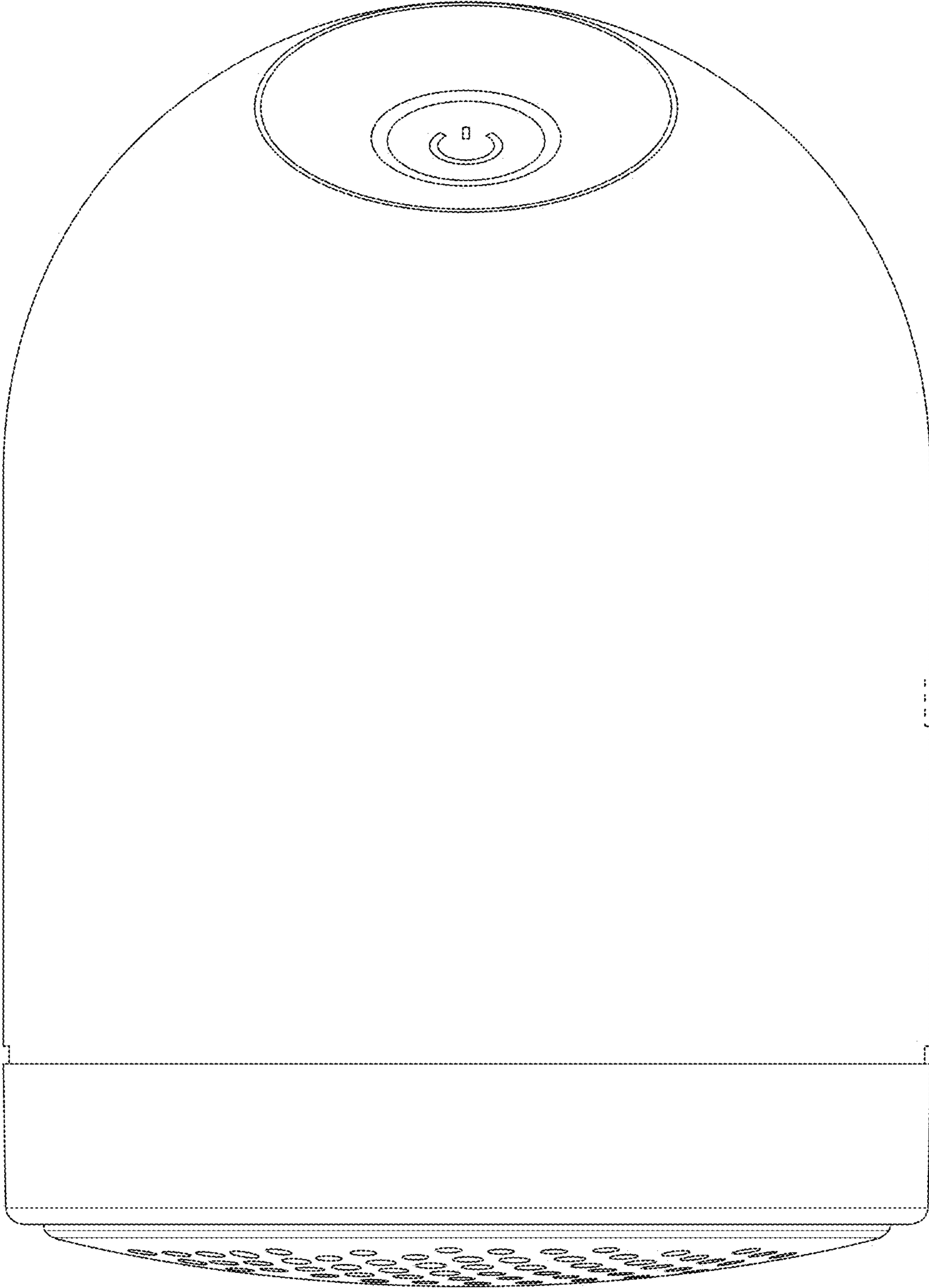


FIG. 2

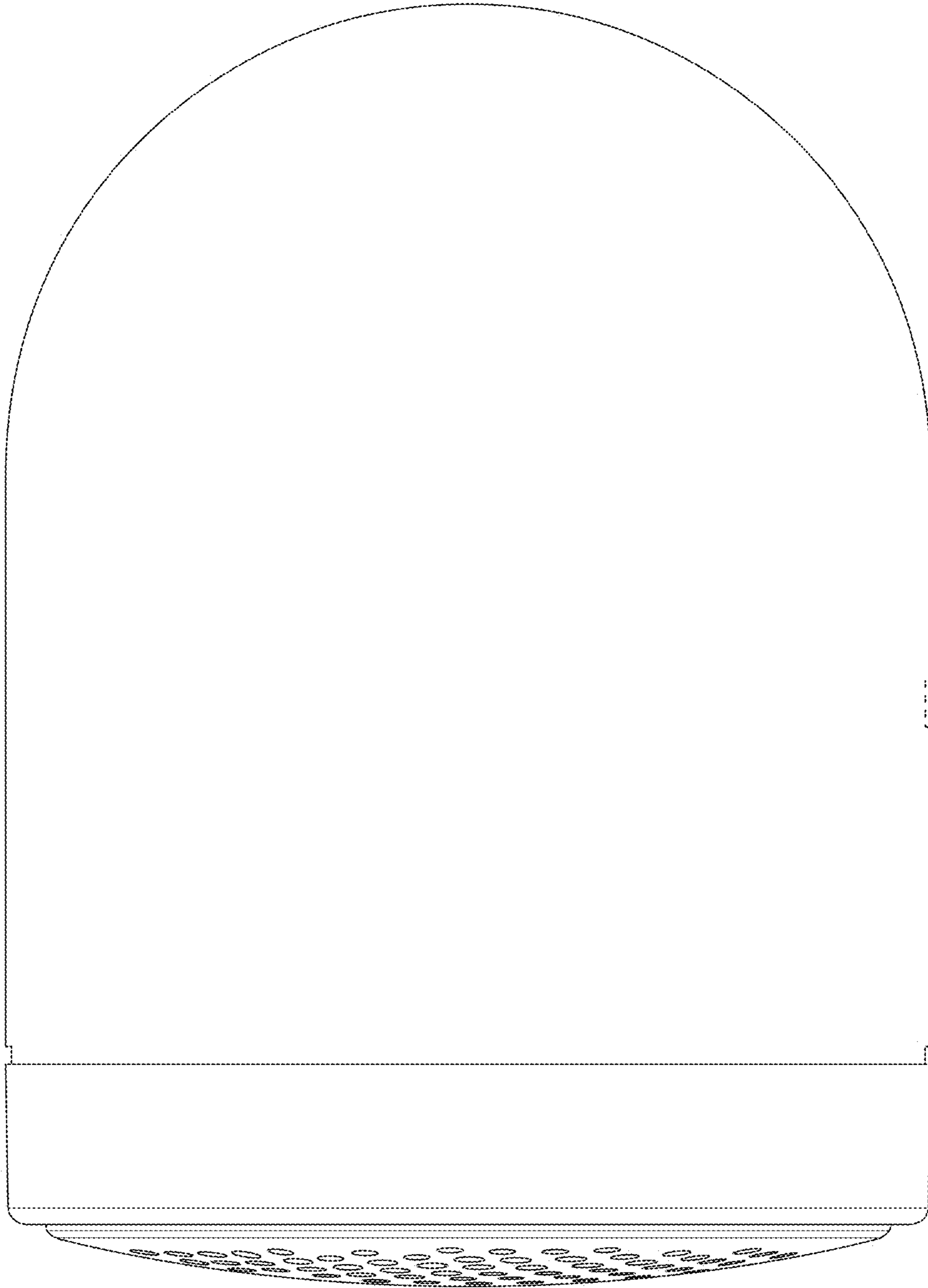


FIG. 3

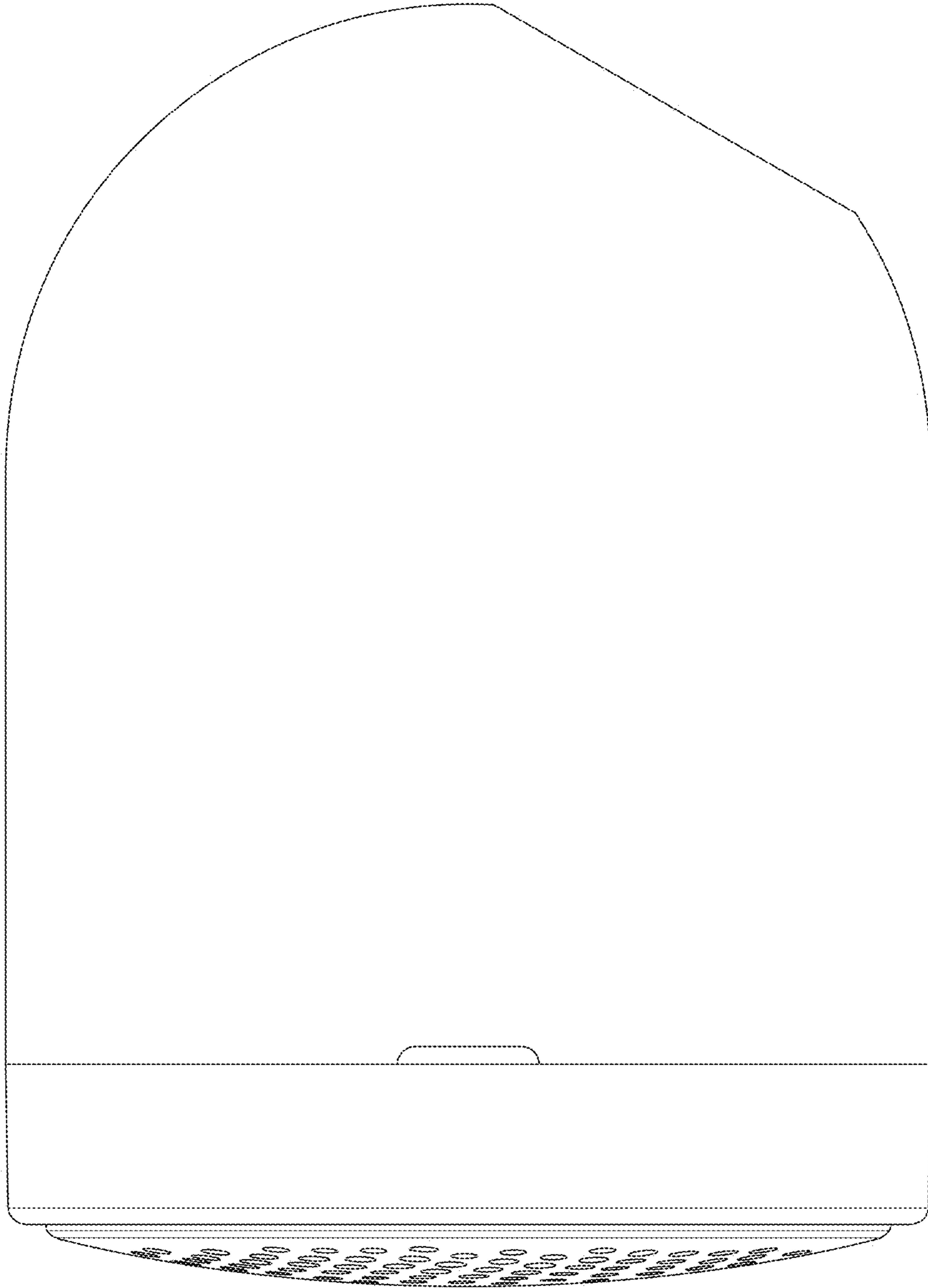


FIG. 4

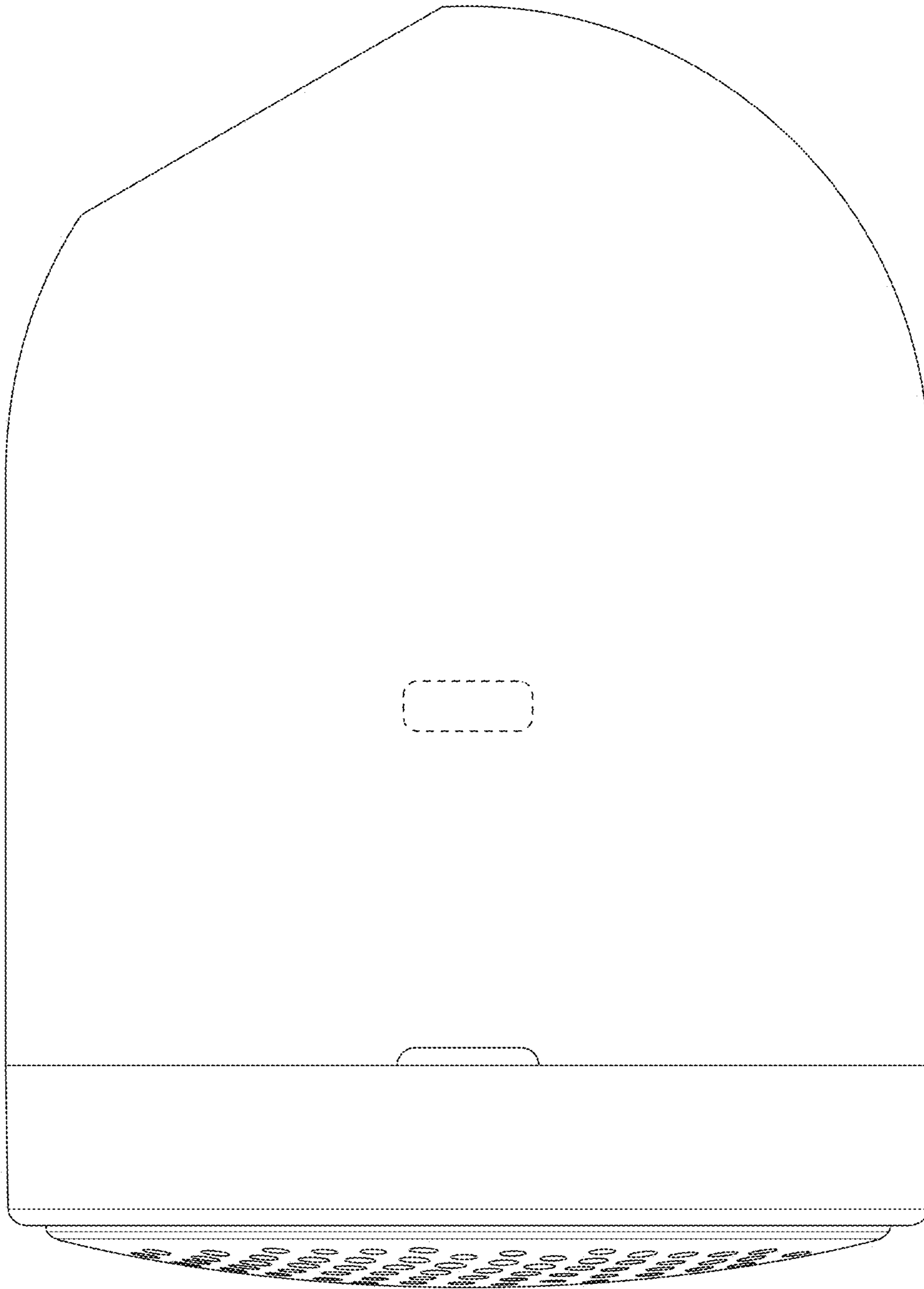


FIG. 5

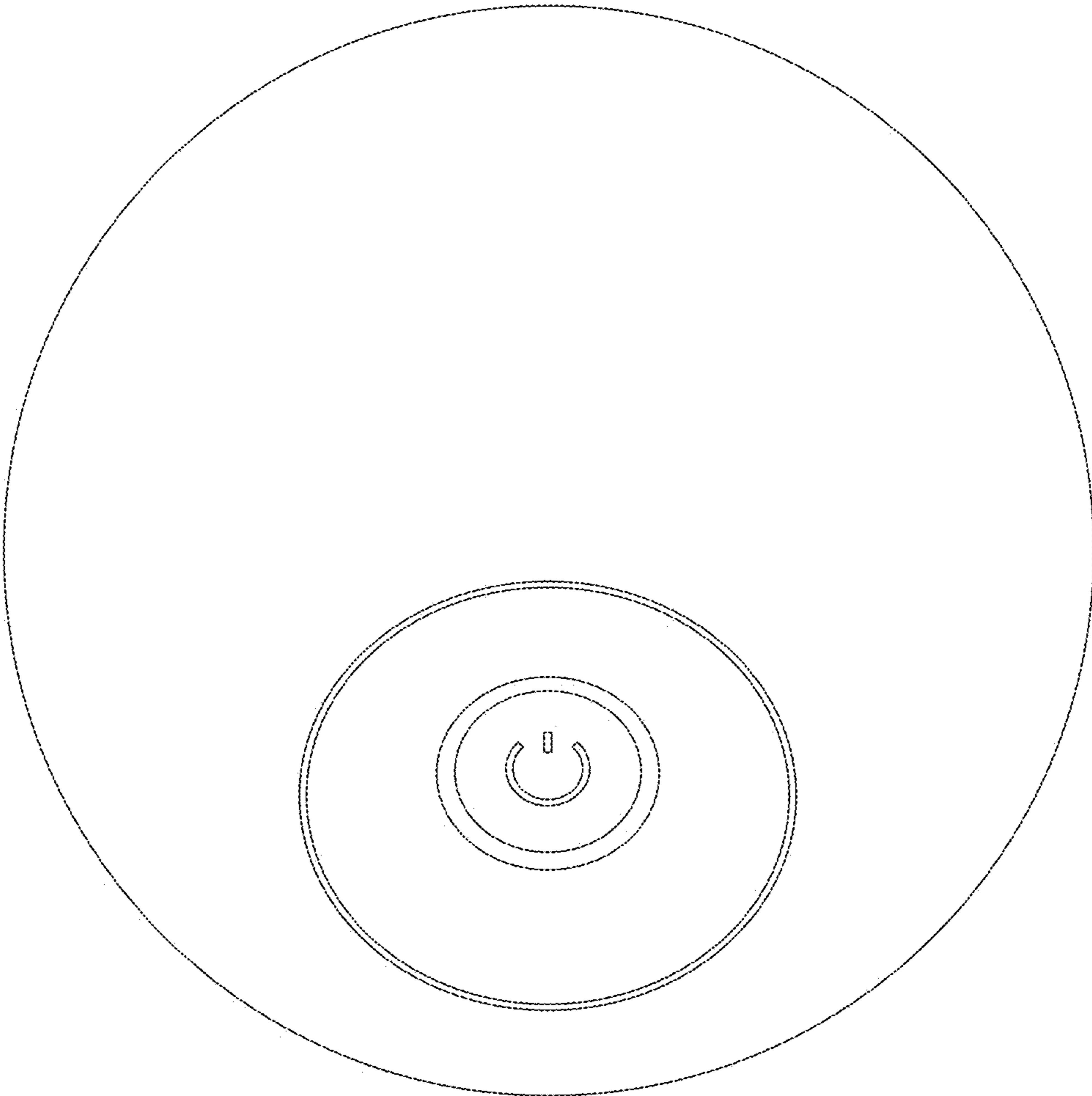


FIG. 6

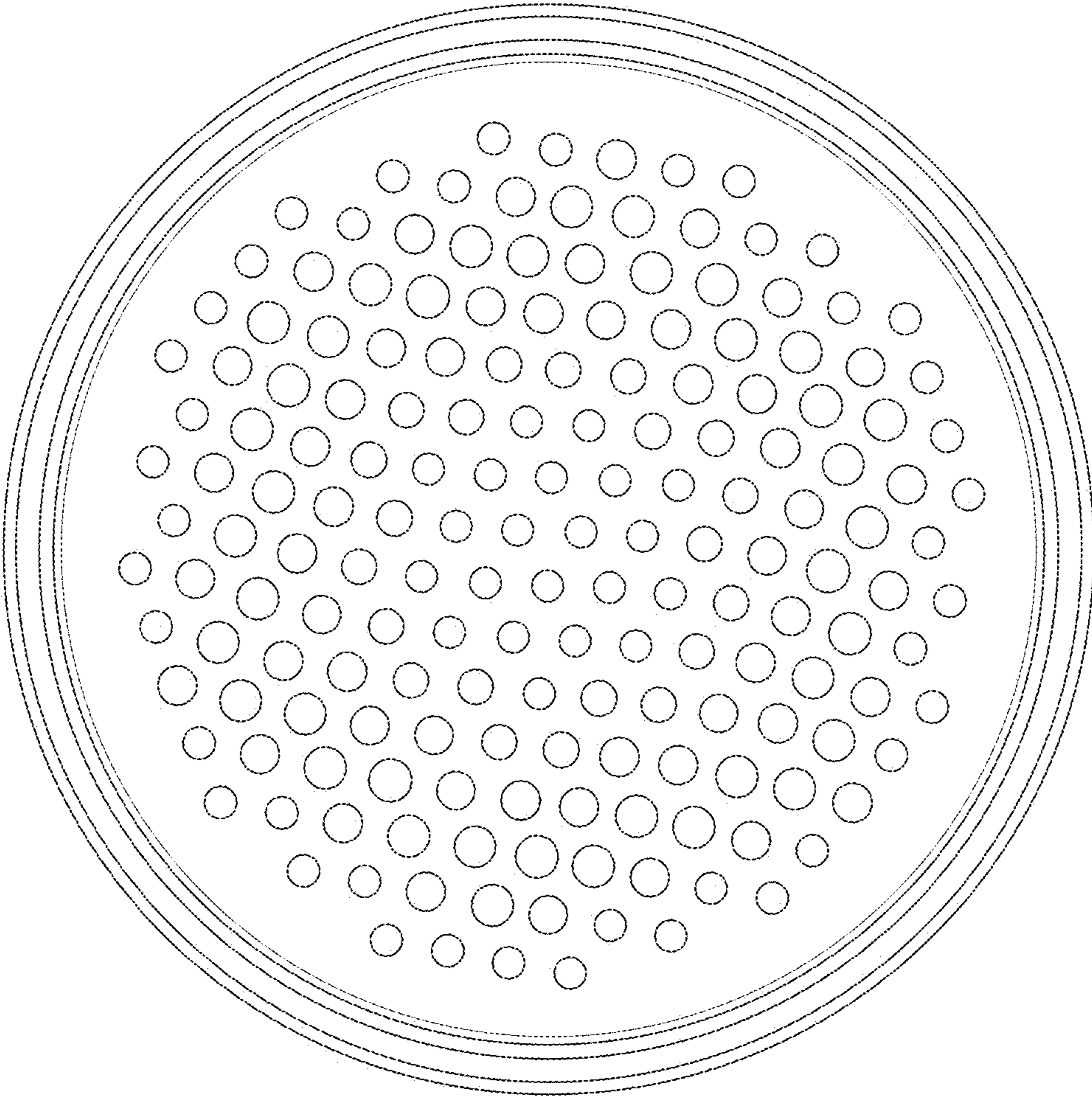


FIG. 7

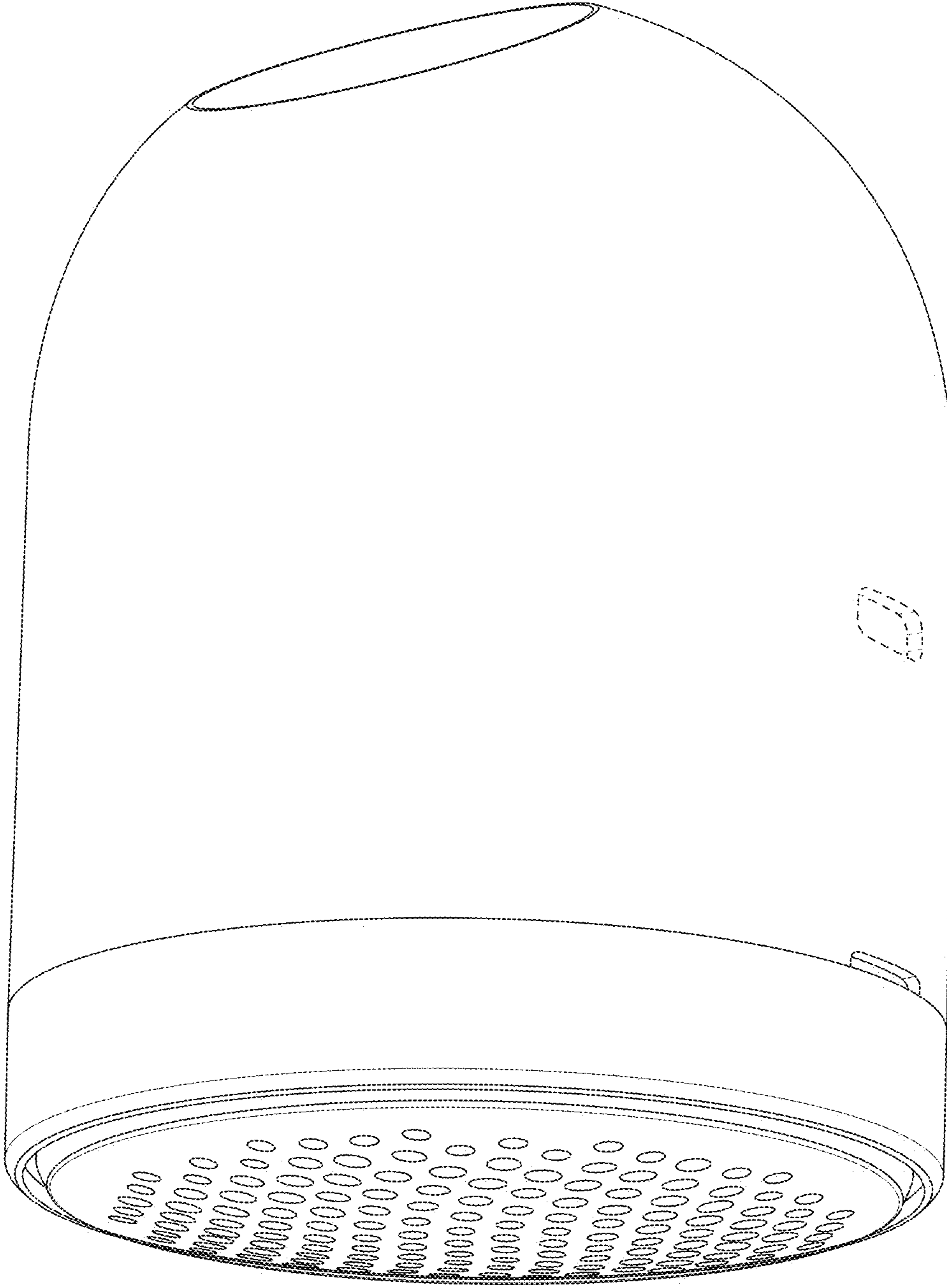


FIG. 8