



US00D988598S

(12) **United States Design Patent**
Zhang

(10) **Patent No.:** **US D988,598 S**

(45) **Date of Patent:** **** Jun. 6, 2023**

(54) **FALSE EYELASH**

(71) Applicant: **Xiaoyan Zhang**, Qingdao (CN)

(72) Inventor: **Xiaoyan Zhang**, Qingdao (CN)

(**) Term: **15 Years**

(21) Appl. No.: **29/843,630**

(22) Filed: **Jun. 22, 2022**

(30) **Foreign Application Priority Data**

Jun. 7, 2022 (CN) 202230343405.0

(51) **LOC (14) Cl.** **28-03**

(52) **U.S. Cl.**
USPC **D28/36**

(58) **Field of Classification Search**
USPC D28/36, 7, 10, 73, 76, 92, 93, 99
CPC . A41G 5/02; A41G 3/00; A45D 44/12; A45D
44/00

See application file for complete search history.

(56) **References Cited**

U.S. PATENT DOCUMENTS

2,324,271	A *	7/1943	Adler	A41G 5/02 15/159.1
3,333,593	A *	8/1967	McGivern	A41G 5/02 D9/423
D632,018	S *	2/2011	Nguyen	D28/92
D632,019	S *	2/2011	Nguyen	D28/92
D659,288	S *	5/2012	Kim	D28/92
D670,031	S *	10/2012	Nguyen	D28/92
D715,998	S	10/2014	Hamazaki		
D723,221	S	2/2015	Hamazaki		
D771,318	S *	11/2016	Taff	D28/92
D790,771	S *	6/2017	Stoka	D28/92
D813,461	S *	3/2018	Stoka	D28/92

D898,297	S *	10/2020	Stoka	A41G 5/02 D28/92
D919,894	S *	5/2021	Jiang	D28/92
2013/0255706	A1 *	10/2013	Dinh	A41G 5/02 132/53
2014/0026913	A1 *	1/2014	Dinh	A41G 5/02 132/53

OTHER PUBLICATIONS

False Eyelashes By: Jingrt found on Amazon (Oct. 3, 2022) [https://www.amazon.com/Eyelashes-Available-Individual-Vacation-JINGRT/dp/B09L8132ZG/ref=asc_df_B09L8132ZG/?tag=hyprod-20&linkCode=df0&hvadid=564764393491&hvpos=\(Apr. 18, 2022\).](https://www.amazon.com/Eyelashes-Available-Individual-Vacation-JINGRT/dp/B09L8132ZG/ref=asc_df_B09L8132ZG/?tag=hyprod-20&linkCode=df0&hvadid=564764393491&hvpos=(Apr. 18, 2022).)*

* cited by examiner

Primary Examiner — Rebecca Tsehaye

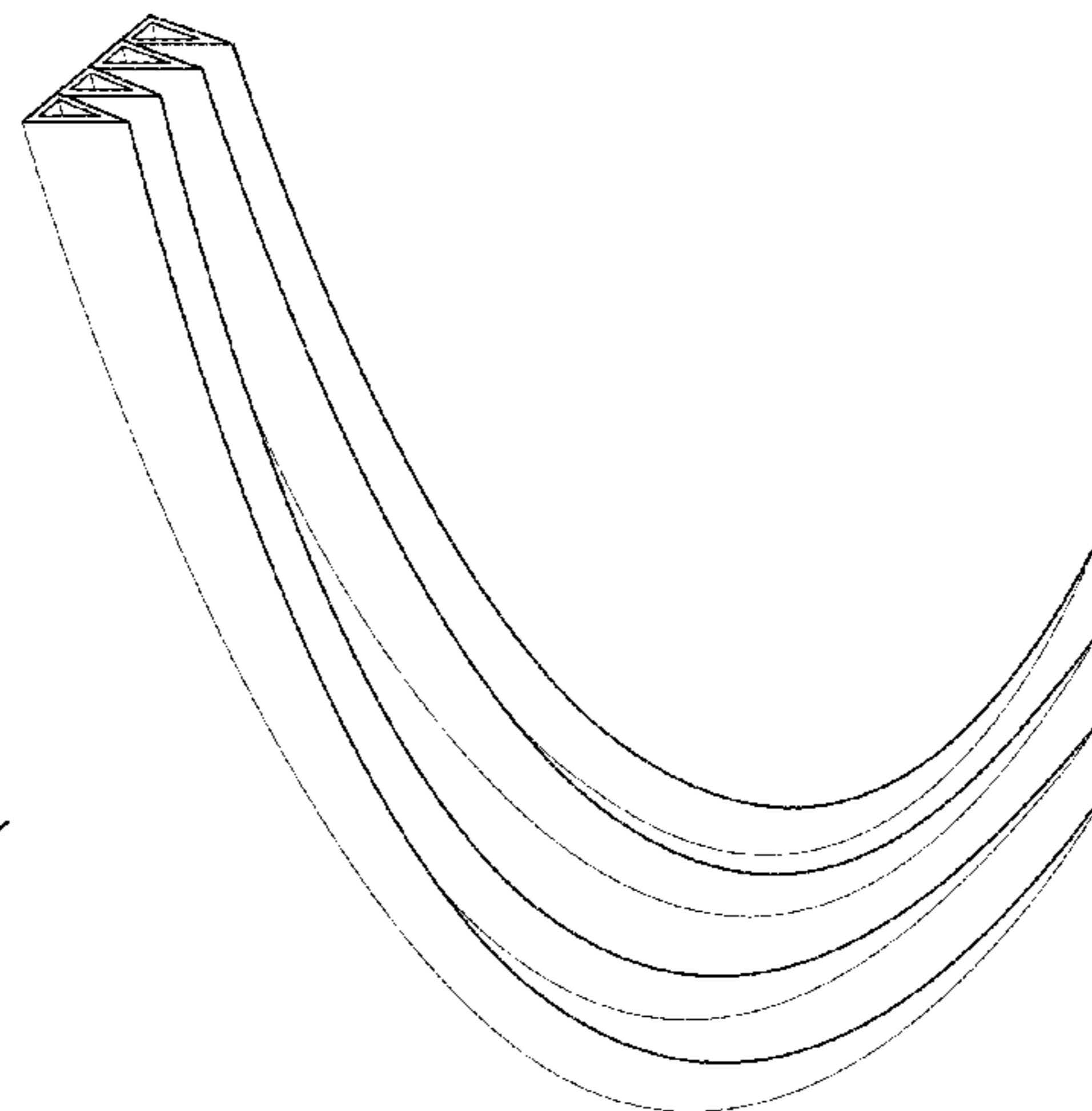
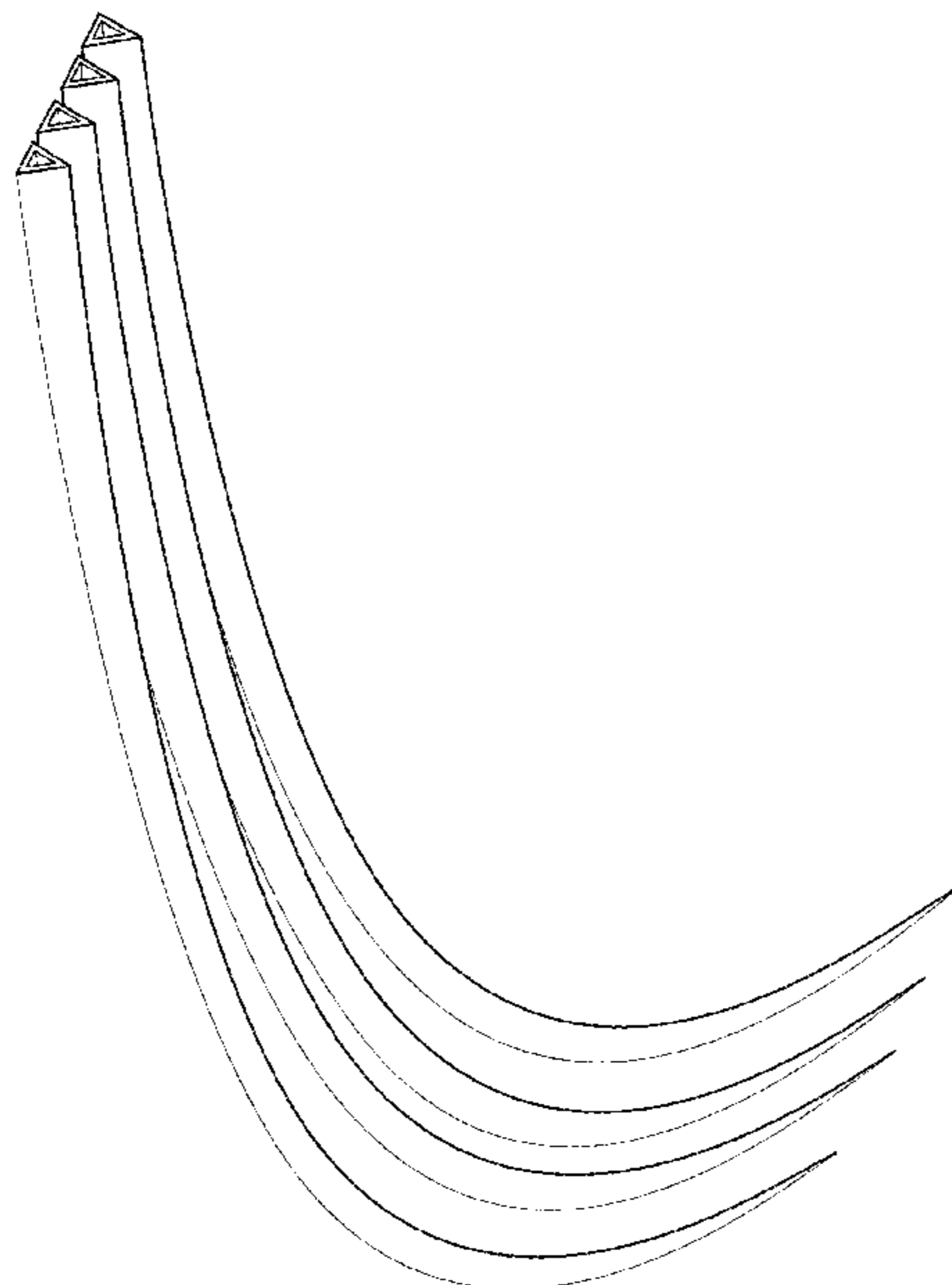
(57) **CLAIM**

The ornamental design for a false eyelash, as shown and described.

DESCRIPTION

FIG. 1 is a front, right side and top perspective view of a first embodiment of a false eyelash, shown in condition of use; FIG. 2 is a front elevation view thereof; FIG. 3 is a rear elevation view thereof; FIG. 4 is a left side elevation view thereof; FIG. 5 is a right side elevation view thereof; FIG. 6 is a top plan view thereof; FIG. 7 is a bottom plan view thereof; FIG. 8 is a front, right side and top perspective view of a second embodiment of the false eyelash, shown in condition of use; FIG. 9 is a front elevation view thereof; FIG. 10 is a rear elevation view thereof; FIG. 11 is a left side elevation view thereof; FIG. 12 is a right side elevation view thereof; FIG. 13 is a top plan view thereof; and, FIG. 14 is a bottom plan view thereof.

1 Claim, 14 Drawing Sheets






FIG. 1




FIG. 2




FIG. 3




FIG. 4




FIG. 5

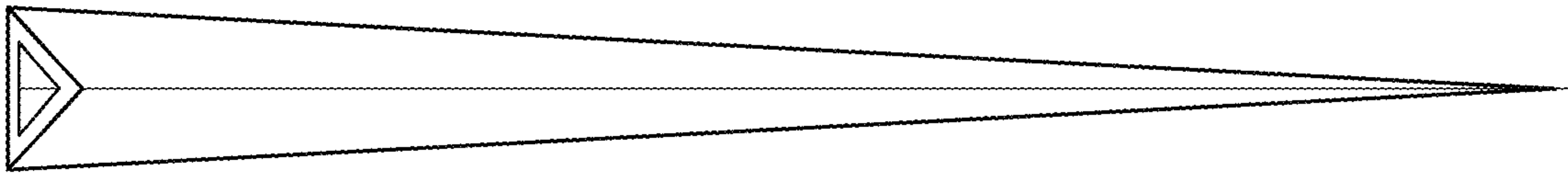


FIG. 6

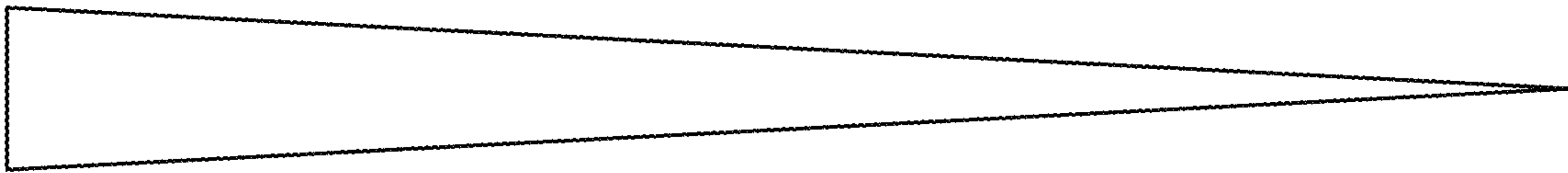


FIG. 7

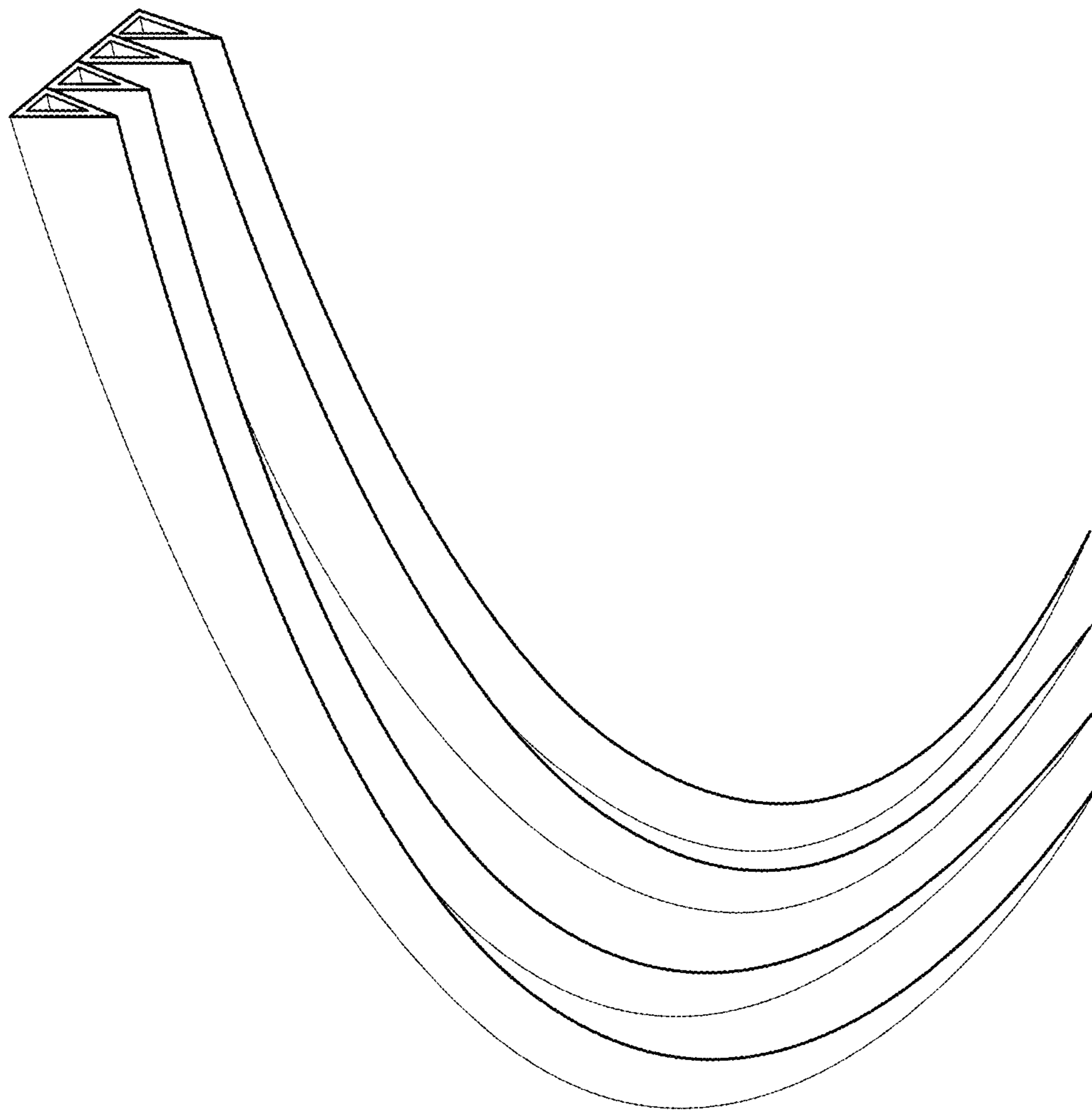


FIG. 8




FIG. 9




FIG. 10



FIG. 11

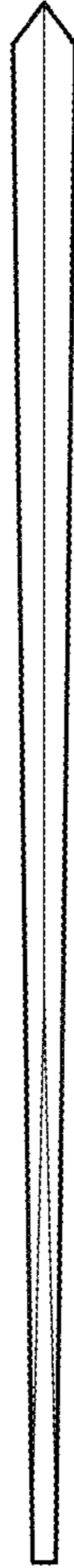


FIG. 12

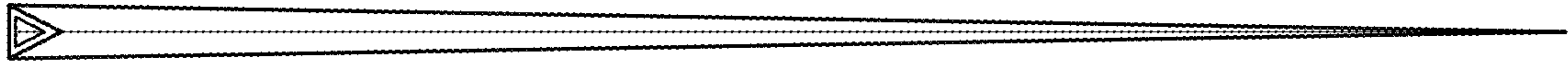


FIG. 13




FIG. 14