



US00D988587S

(12) **United States Design Patent**
Rappaport

(10) **Patent No.:** **US D988,587 S**
(45) **Date of Patent:** **** Jun. 6, 2023**

(54) **VAPORIZER**

D942,070 S * 1/2022 Woodruff D27/183
D943,155 S * 2/2022 Shen D27/162
D968,019 S * 10/2022 Woodruff D27/183

(71) Applicant: **The Alternative Life, LLC**, North Providence, RI (US)

(72) Inventor: **Aaron M. Rappaport**, Huntington Woods, MI (US)

(73) Assignee: **The Alternative Life, LLC**, North Providence, RI (US)

(**) Term: **15 Years**

(21) Appl. No.: **29/802,876**

(22) Filed: **Aug. 9, 2021**

(51) **LOC (14) Cl.** **27-02**

(52) **U.S. Cl.**
USPC **D27/162**

(58) **Field of Classification Search**
USPC D27/162, 101, 163–170, 172, 194;
D23/360, 363, 366; D24/110, 110.5;
D21/504, 505

CPC A24F 40/42; A24F 40/40; A24F 40/44;
A24F 40/10; A24F 40/20; A24F 40/00;
A24F 15/015; A24F 15/00; A24F 15/02;
A24F 15/12; A61M 15/06

See application file for complete search history.

(56) **References Cited**

U.S. PATENT DOCUMENTS

D763,502 S * 8/2016 Verleur D27/167
D863,675 S * 10/2019 Huang D27/163
D867,263 S * 11/2019 Ornstein D21/505
D877,977 S * 3/2020 Ding D27/162
D885,657 S * 5/2020 Lai D27/162
D888,330 S * 6/2020 Verleur D27/167
D901,067 S 11/2020 Powell et al.
D904,680 S * 12/2020 Pan D27/162
D908,277 S * 1/2021 Woodruff D27/162
D918,467 S * 5/2021 Wang D27/162
D927,057 S * 8/2021 Liu D27/162
D934,491 S * 10/2021 Han D27/162

OTHER PUBLICATIONS

Silicone Face Cleanser found on line (Feb. 13, 2023) <https://www.shoplc.com/pink-triangular-shape-silicone-face-cleanser-with-5-adjustable-vibration-level/p/6272008.html#tt-reviews-list> (Feb. 3, 2022).*

Guangdong Acacia Technology Co., Ltd., “E Cigarette EGO Alo Acacia Electronic Cigarette Triangular Vape.”, www.gdacacia.en-made-in-china.com. Accessed: Nov. 27, 2018.

* cited by examiner

Primary Examiner — Rebecca Tsehaye

(74) *Attorney, Agent, or Firm* — Hinckley, Allen & Snyder, LLP; David R. Josephs

(57) **CLAIM**

The ornamental design for a vaporizer, as shown and described.

DESCRIPTION

FIG. 1 is a top perspective view of a vaporizer in accordance with the present design; the broken lines forming no part of the claimed invention;

FIG. 2 is a bottom perspective view of the vaporizer of FIG. 1; the broken lines forming no part of the claimed invention; FIG. 3 is a front view of FIG. 1; the broken lines forming no part of the claimed invention;

FIG. 4 is a rear view of FIG. 1; the broken lines forming no part of the claimed invention;

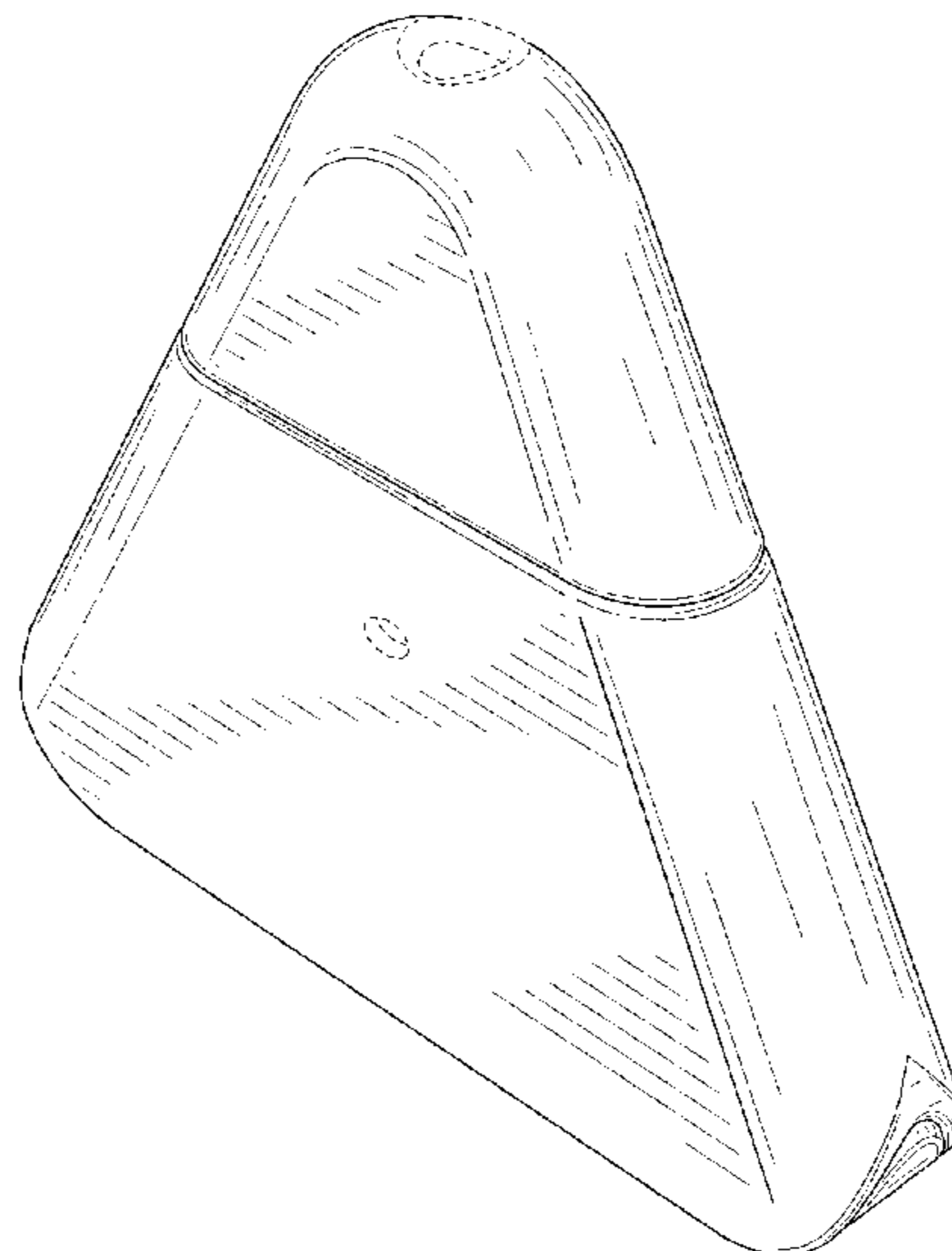
FIG. 5 is a left elevational view of FIG. 1;

FIG. 6 is a right elevational view of FIG. 1;

FIG. 7 is a top view of FIG. 1; the broken lines forming no part of the claimed invention; and,

FIG. 8 is a bottom of FIG. 1; the broken lines forming no part of the claimed invention.

1 Claim, 6 Drawing Sheets



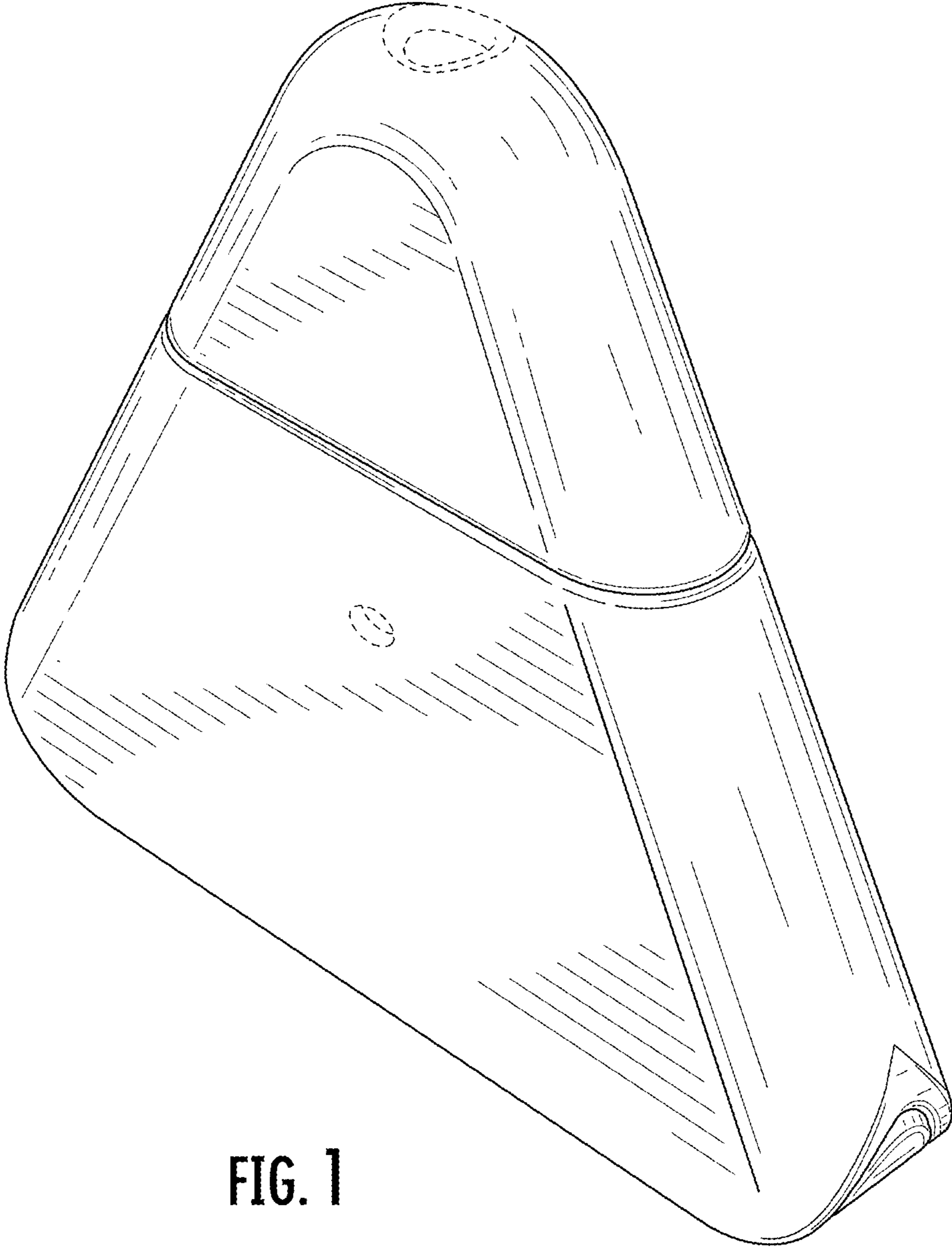


FIG. 1

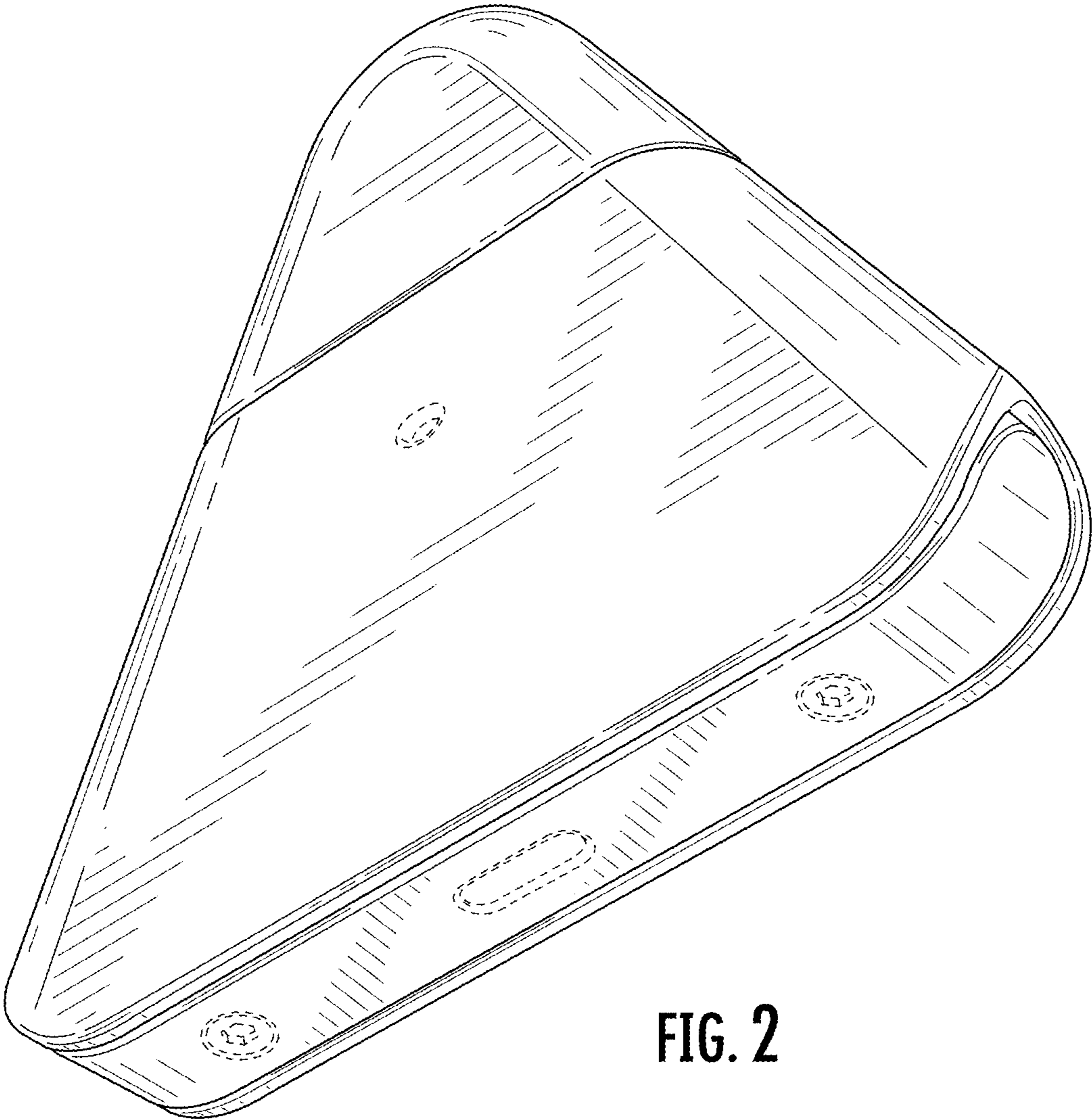


FIG. 2

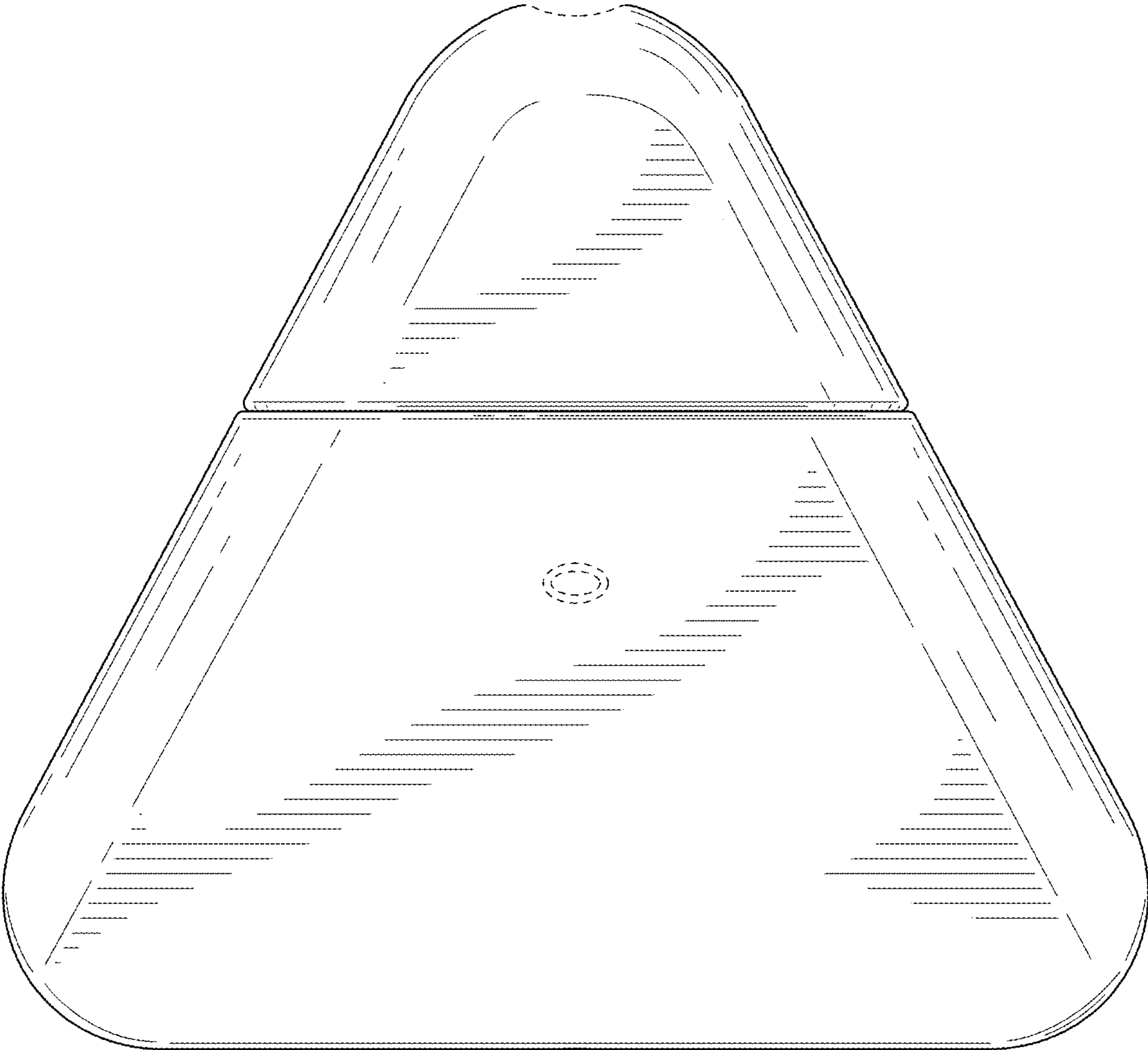


FIG. 3

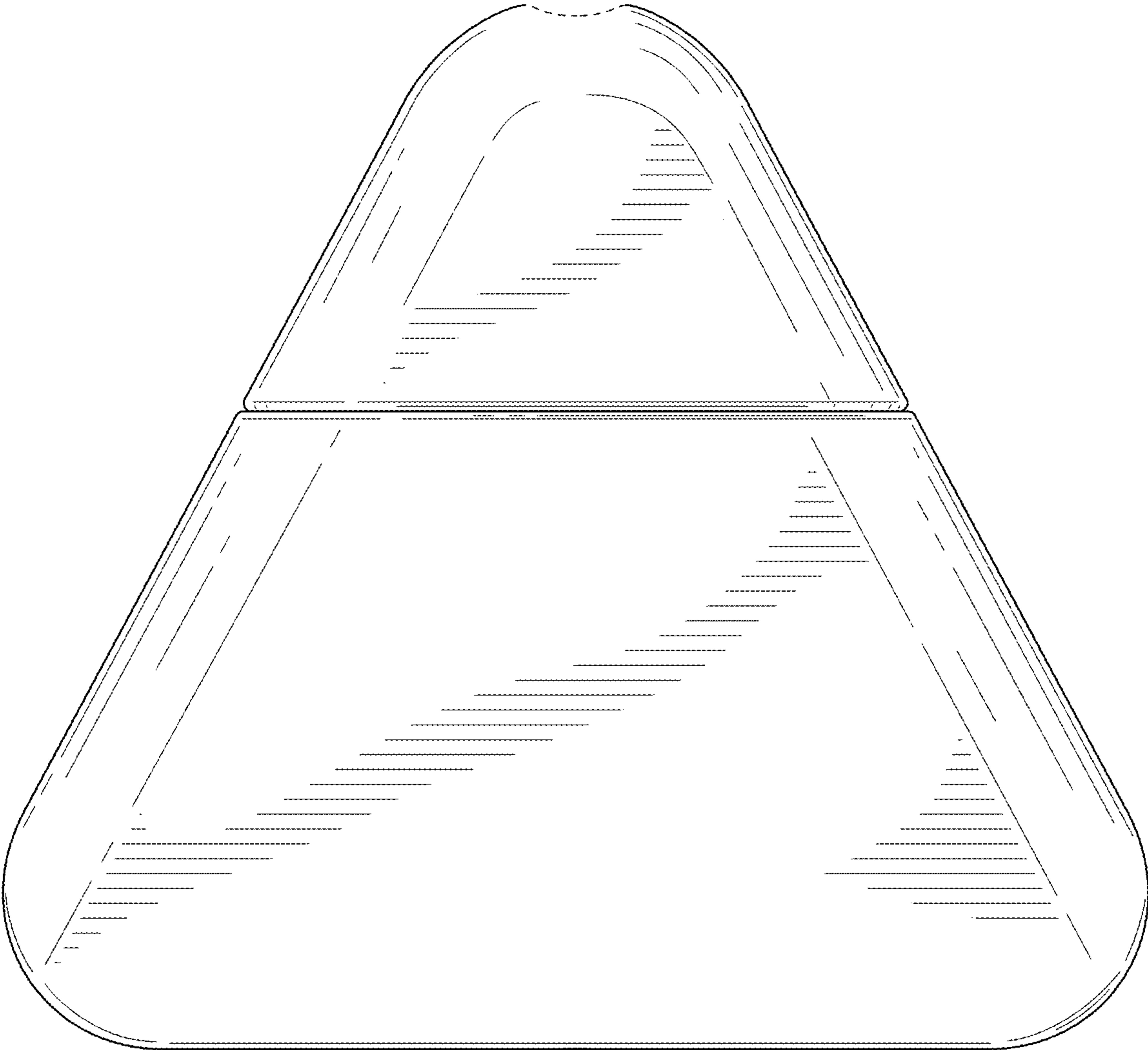


FIG. 4




FIG. 5




FIG. 6

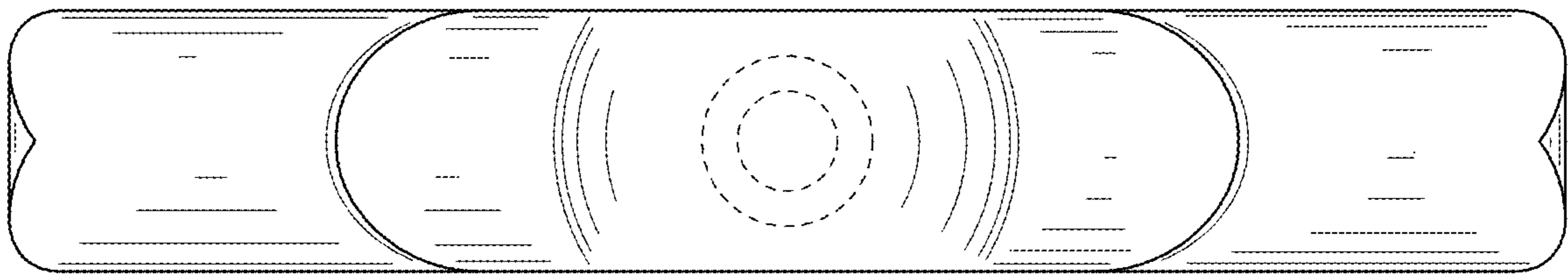


FIG. 7

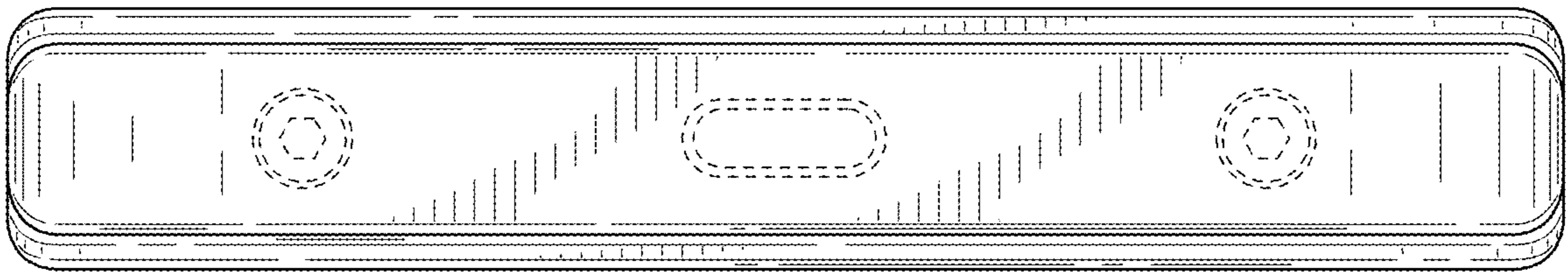


FIG. 8