



US00D988519S

(12) **United States Design Patent** (10) **Patent No.:** **US D988,519 S**
Yosef et al. (45) **Date of Patent:** **** Jun. 6, 2023**

(54) **PATCH**
(71) Applicant: **NYXOAH S.A.**, Mont-St-Guilbert (BE)
(72) Inventors: **Yoel Ben Yosef**, Givatayim (IL); **Ronen Adimor**, Ness Ziyona (IL); **Roi Moshe Tsukran**, Ramat Gan (IL)

D272,943 S 3/1984 Stone et al.
4,856,499 A 8/1989 Kelly
5,261,400 A 11/1993 Bardy
D349,958 S 8/1994 Peterson et al.
5,511,548 A 4/1996 Riazzi et al.
(Continued)

(73) Assignee: **NYXOAH S.A.**, Mont-St-Guilbert (BE)
(**) Term: **15 Years**

FOREIGN PATENT DOCUMENTS

CN 106422063 A 2/2017
JP 09234189 A 9/1997
(Continued)

(21) Appl. No.: **29/706,981**

(22) Filed: **Sep. 25, 2019**

OTHER PUBLICATIONS

A Review of the Genio System from Nyxoah by Vik Veer—ENT surgeon, on YouTube Jul. 25, 2020. Viewed Feb. 17, 2022. Available at URL: <https://www.youtube.com/watch?v=tT8pknObJB8>.
(Continued)

Related U.S. Application Data

(63) Continuation-in-part of application No. 29/596,273, filed on Mar. 7, 2017, now Pat. No. Des. 866,769.

Primary Examiner — Jennifer L Watkins
(74) *Attorney, Agent, or Firm* — Dorsey & Whitney LLP

(30) **Foreign Application Priority Data**

Sep. 12, 2016 (EM) 003376037-001
Sep. 12, 2016 (EM) 003376037-002
Sep. 12, 2016 (EM) 003376037-003
Sep. 12, 2016 (EM) 003376037-004

(57) **CLAIM**

The ornamental design for a patch, as shown and described.

(51) **LOC (14) Cl.** **24-04**

(52) **U.S. Cl.**
USPC **D24/189**

DESCRIPTION

(58) **Field of Classification Search**
USPC D24/128, 134, 187, 188–192
CPC .. A61M 1/0088; A61M 27/00; A61M 1/0031;
A61M 1/0092; A61M 1/0023
See application file for complete search history.

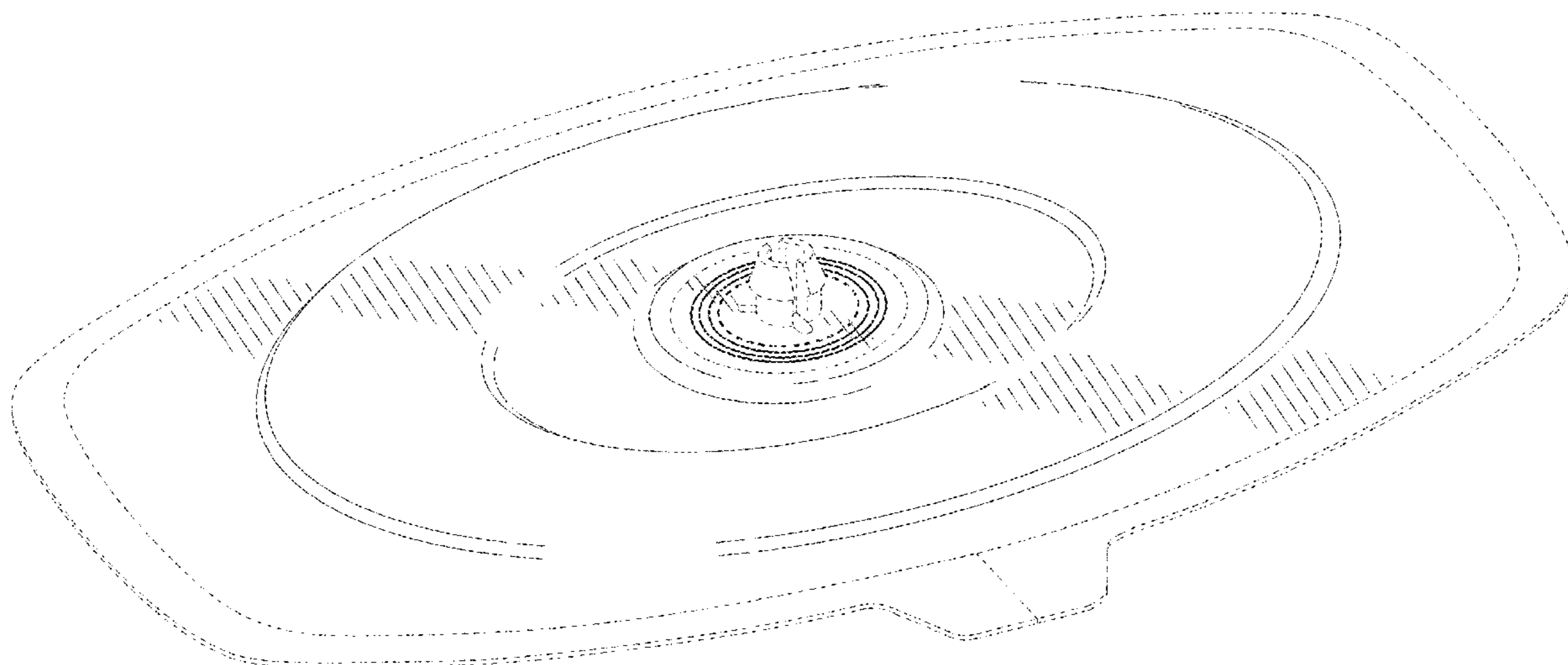
FIG. 1 is a top, perspective view of a patch;
FIG. 2 is a side elevational view of the patch shown in FIG. 1, with the other side elevational view being a mirror image thereof;
FIG. 3 is a front elevational view of the patch shown in FIG. 1, with the back elevational view being a mirror image thereof;
FIG. 4 is a top plan view of the patch shown in FIG. 1; and,
FIG. 5 is a bottom plan view of the patch shown in FIG. 1. The features shown in broken lines do not form part of the claimed design.

(56) **References Cited**

U.S. PATENT DOCUMENTS

2,125,008 A * 7/1938 Scholl A61F 13/063
D24/189
4,370,984 A 2/1983 Cartmell

1 Claim, 4 Drawing Sheets



(56)

References Cited

U.S. PATENT DOCUMENTS			
5,538,500	A *	7/1996	Peterson A61F 13/102 602/54
D372,787	S *	8/1996	Dozier D24/189
5,645,586	A	7/1997	Meltzer
5,995,874	A	11/1999	Borza
6,031,746	A	2/2000	Steigerwald et al.
D454,955	S	3/2002	Dunshee et al.
D477,085	S	7/2003	Sanfilippo
D539,424	S	3/2007	Persson et al.
7,381,859	B2 *	6/2008	Hunt A61F 13/00042 602/42
D610,677	S	2/2010	Tyce
7,772,582	B2 *	8/2010	Chen H01L 45/144 257/3
7,945,334	B2	5/2011	Jimenez et al.
7,976,519	B2 *	7/2011	Bubb A61M 1/90 604/289
D655,807	S	3/2012	Mogensen et al.
8,149,064	B2	4/2012	Paul et al.
D683,851	S	6/2013	Greenhalgh
8,577,465	B2	11/2013	Mashiach
D715,928	S	10/2014	Kyvik et al.
D735,322	S	7/2015	Tyce et al.
D755,980	S	5/2016	Jakobsen et al.
D756,513	S	5/2016	Cheney
D759,828	S	6/2016	Riedle
D764,657	S	8/2016	Bokelman et al.
D773,665	S	12/2016	Cheney et al.
D773,666	S	12/2016	Cheney et al.
D777,329	S	1/2017	Montoya et al.
D778,451	S *	2/2017	Takizawa D24/187
D780,311	S	2/2017	Cheney et al.
D790,714	S	6/2017	Addison
9,818,530	B2	11/2017	Muratov et al.
9,935,498	B2	4/2018	Joshi
D819,202	S	5/2018	Svantesson et al.
9,962,500	B2	5/2018	Holtwick et al.
RE47,100	E *	10/2018	Smith D24/189
2002/0077599	A1	6/2002	Wojcik
2003/0040291	A1	2/2003	Brewer
2004/0010233	A1	1/2004	Hjertman et al.
2005/0068019	A1	3/2005	Nakamura et al.
2007/0156180	A1	7/2007	Jaax et al.
2009/0230777	A1	9/2009	Baarman et al.
2010/0259109	A1	10/2010	Sato
2010/0268313	A1	10/2010	Conn
2011/0257659	A1	10/2011	Mehdizadeh et al.
2012/0089081	A1	4/2012	Chao et al.
2012/0212074	A1	8/2012	Uchida
2012/0235504	A1	9/2012	Kesler et al.
2013/0085560	A1	4/2013	Mashiach
2013/0200716	A1	8/2013	Kesler et al.
2013/0278071	A1	10/2013	Komiyama
2014/0003189	A1	1/2014	Geri et al.
2014/0031890	A1	1/2014	Mashiach et al.
2014/0097791	A1	4/2014	Lisuwandi
2014/0225449	A1	8/2014	Kurs
2014/0339910	A1	11/2014	Sealy et al.
2014/0358026	A1	12/2014	Mashiach et al.
2014/0358197	A1	12/2014	Mashiach et al.
2014/0371802	A1	12/2014	Mashiach et al.
2015/0108945	A1	4/2015	Yan et al.
2015/0171793	A1	6/2015	Regier
2015/0270719	A1	9/2015	Kurs et al.
2015/0290455	A1	10/2015	Bornzin et al.
2015/0343221	A1	12/2015	Mashiach
2016/0067106	A1	3/2016	Howell et al.
2016/0067477	A1	3/2016	Dubuclet
2017/0007442	A1	1/2017	Dietz
2018/0200520	A1	7/2018	Tranchina et al.

FOREIGN PATENT DOCUMENTS

WO	2009051539	4/2009
WO	2009091267 A2	7/2009
WO	2010059097 A1	5/2010
WO	2011008165 A1	1/2011
WO	2012148474 A1	11/2012
WO	2013164831 A1	11/2013

OTHER PUBLICATIONS

Final Office Action for U.S. Appl. No. 15/533,089 dated May 3, 2019.

International Search Report and Written Opinion from International Application No. PCT/EP2015/078104 dated Aug. 22, 2016.

International Search Report and Written Opinion from International Application No. PCT/EP2018/054913 dated Jun. 12, 2018.

Issue Notification for U.S. Appl. No. 29/591,095 dated Feb. 5, 2020.

Issue Notification for U.S. Appl. No. 29/596,273 dated Oct. 23, 2019.

Non-Final Office Action for U.S. Appl. No. 15/533,089 dated Dec. 2, 2019.

Non-Final Office Action for U.S. Appl. No. 15/533,089 dated Oct. 26, 2018.

Notice of Allowance for U.S. Appl. No. 29/591,095 dated Jul. 5, 2019.

Notice of Allowance for U.S. Appl. No. 29/591,095 dated Oct. 23, 2019.

Ping, Si et al. "A Frequency Control Method for Regulating Wireless Power to Implantable Devices," IEEE Transactions on Biomedical Circuits and Systems, vol. 2, No. 1, (Mar. 1, 2008).

Restriction Requirement for U.S. Appl. No. 15/533,089 dated Aug. 10, 2018.

Restriction Requirement for U.S. Appl. No. 29/591,095 dated Apr. 22, 2019.

U.S. Appl. No. 15/533,089, filed Dec. 21, 2017.

U.S. Appl. No. 16/488,141, filed Feb. 28, 2018.

U.S. Appl. No. 29/591,095, filed Jan. 17, 2017.

U.S. Appl. No. 29/610,459, filed Jul. 12, 2017.

U.S. Appl. No. 62/464,917, filed Feb. 28, 2017.

Direct Home Medical. Link: https://www.directhomemedical.com/cart/merchant.mvc?Screen=PROD&Product_Code=z 1-travel-cpap-powershell-module-hdmusa&Store_Code=D H M&gclid=EAAlQobChMlkea7sdvj3glV9fjBx2jLQa5EAQYBSABEgIckfD_BwE, visited Nov. 20, 2018. PowerShell Z1 Series CPAP Machines. (Year: 2018).

Advisory Action for U.S. Appl. No. 16/488,141 dated Apr. 19, 2022.

Final Office Action for U.S. Appl. No. 15/533,089 dated Apr. 13, 2021.

Final Office Action for U.S. Appl. No. 15/533,089 dated Jun. 8, 2020.

Final Office Action for U.S. Appl. No. 16/488,141 dated Jan. 21, 2022.

Issue Notification for U.S. Appl. No. 29/721,611 dated Mar. 17, 2021.

Non-Final Office Action for U.S. Appl. No. 15/533,089 dated Dec. 8, 2020.

Non-Final Office Action for U.S. Appl. No. 16/488,141 dated Jun. 7, 2022.

Non-Final Office Action for U.S. Appl. No. 16/488,141 dated Mar. 30, 2021.

Notice of Allowance for U.S. Appl. No. 29/721,611 dated Apr. 16, 2020.

Notice of Allowance for U.S. Appl. No. 29/721,611 dated Jul. 30, 2020.

Kiri, et al., "Class D and Class E Selectable Power Amplifier", IEEE Intelec—31st International Telecommunications Energy Conference, 2009, 4.

* cited by examiner

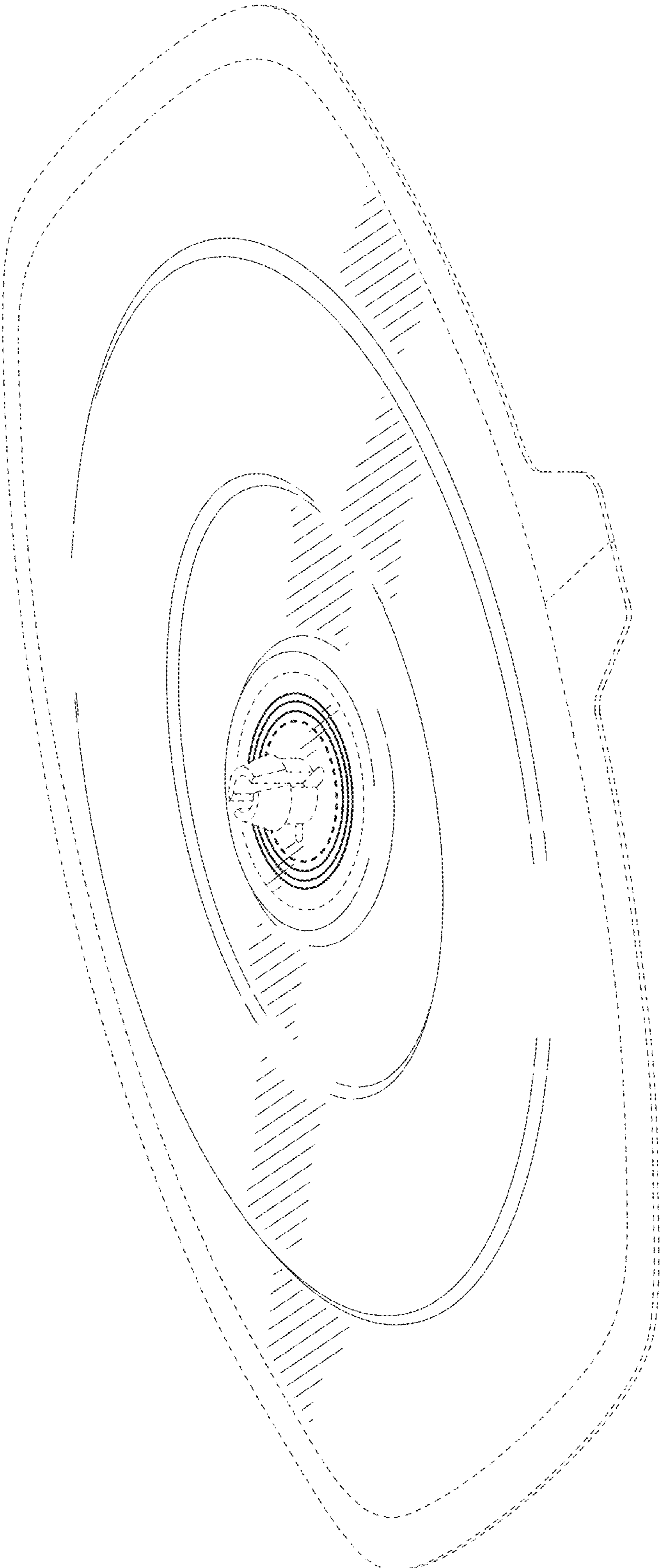


FIG. 1

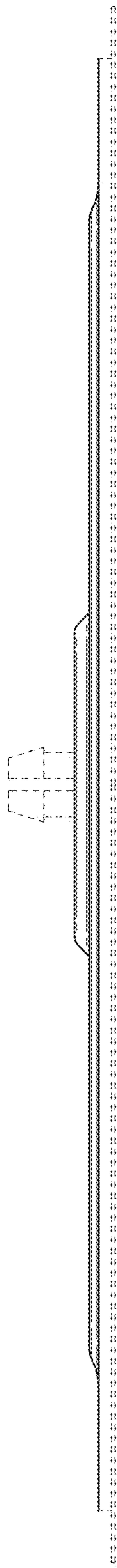


FIG. 2

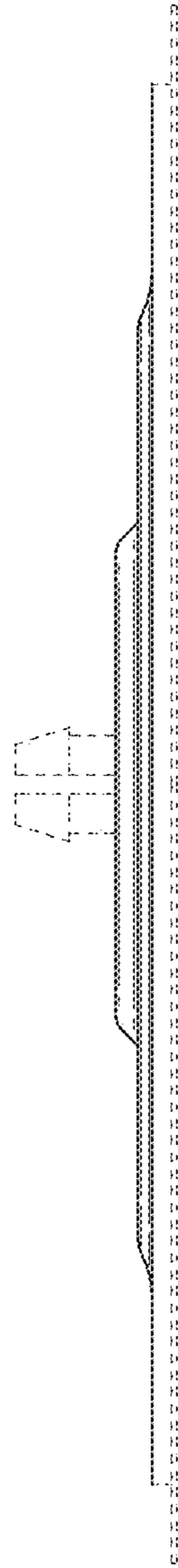


FIG. 3

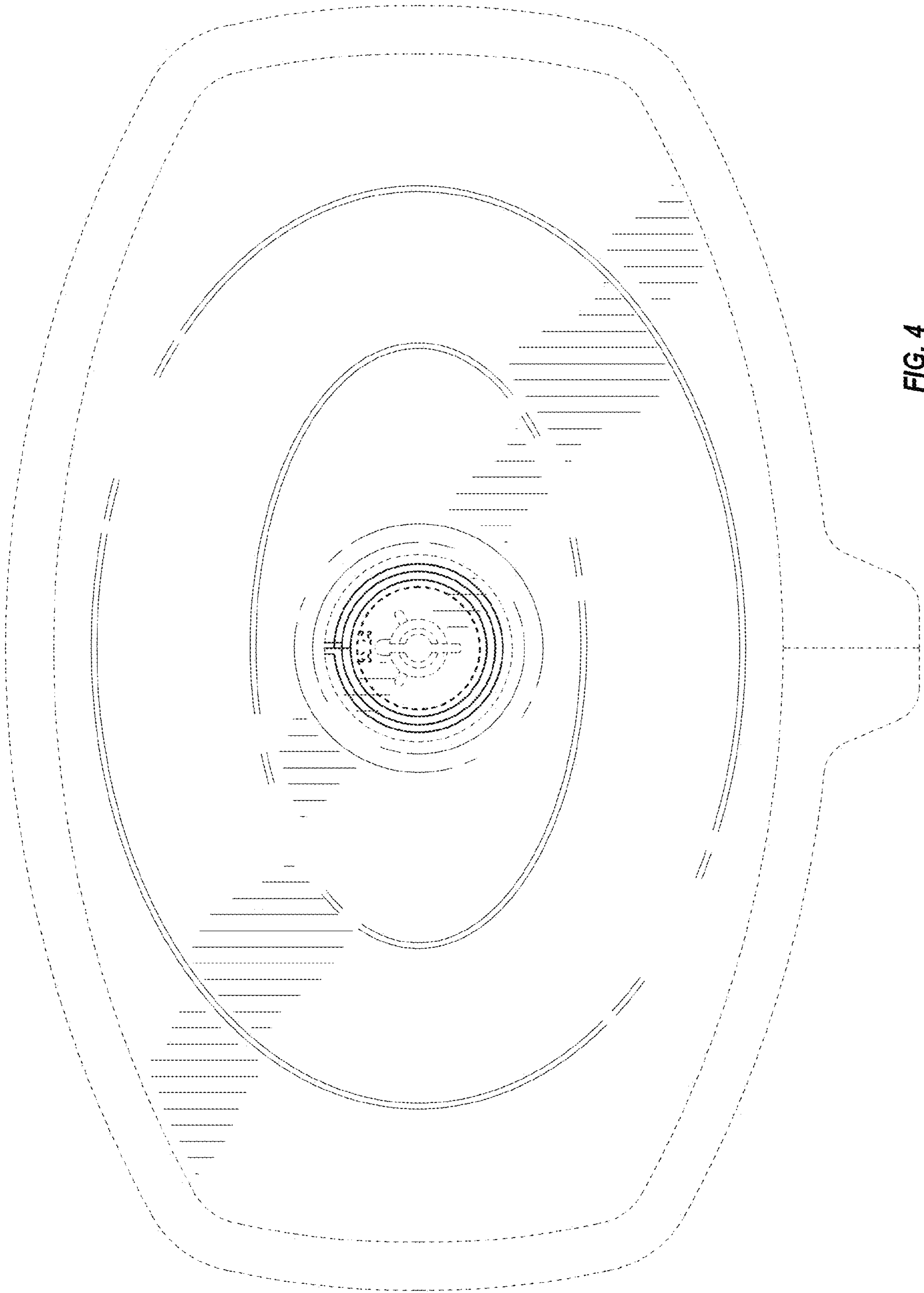


FIG. 4

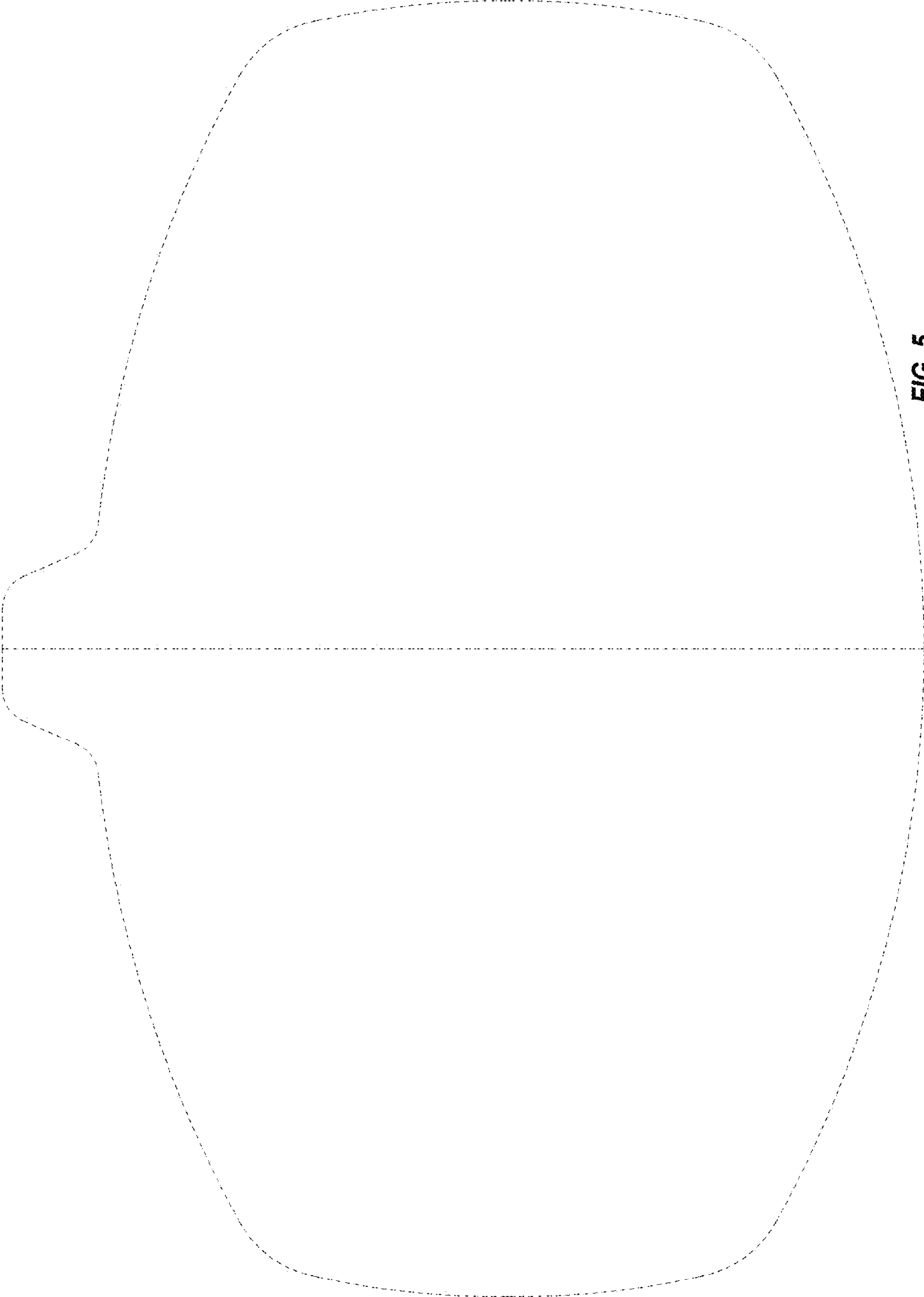


FIG. 5