



US00D988497S

(12) **United States Design Patent**  
**Wang et al.**

(10) **Patent No.:** **US D988,497 S**  
(45) **Date of Patent:** **\*\* Jun. 6, 2023**

- (54) **PROTECTIVE SHELL FOR HEATING ROD**
- (71) Applicant: **ShuangLong Electric Heating Appliance Co., Ltd, Xinghua (CN)**
- (72) Inventors: **Huichao Wang, Xinghua (CN); Longbao Wang, Xinghua (CN)**
- (\*\*) Term: **15 Years**
- (21) Appl. No.: **29/859,468**
- (22) Filed: **Nov. 10, 2022**
- (51) **LOC (14) Cl.** ..... **25-03**
- (52) **U.S. Cl.**  
USPC ..... **D23/316**
- (58) **Field of Classification Search**  
USPC ..... D23/210, 314, 315, 316, 322, 323, 395, D23/415, 416, 417, 418, 419  
CPC ..... A01K 63/06; A01K 63/065; H05B 3/80  
See application file for complete search history.

(56) **References Cited**

U.S. PATENT DOCUMENTS

D130,349 S *	11/1941	Gardner	.....	D23/316
3,107,290 A *	10/1963	Willinger	.....	A01K 63/065 219/512
4,327,281 A *	4/1982	Jager	.....	H05B 3/80 338/270
D294,172 S *	2/1988	Willinger	.....	D23/210
D309,008 S *	7/1990	Strada	.....	D23/316
D381,409 S *	7/1997	Fleischer	.....	D23/314
5,828,810 A *	10/1998	Frank	.....	H05B 3/80 219/544
5,859,411 A *	1/1999	Bresolin	.....	H05B 3/80 219/544
6,061,500 A *	5/2000	Su	.....	H05B 3/80 119/262
6,118,934 A *	9/2000	Tseng	.....	A01K 63/065 219/510

6,658,205 B1 \* 12/2003 Wang ..... A01K 63/065  
392/503  
D484,959 S \* 1/2004 Jennings ..... D23/316  
7,085,482 B2 \* 8/2006 Renoud-Grappin ..... H05B 3/80  
219/494

(Continued)

FOREIGN PATENT DOCUMENTS

CN 307058358 S 1/2022

OTHER PUBLICATIONS

Hygger 500W Aquarium Heater, Jan. 5, 2021, Amazon, site visited Feb. 17, 2023: <https://www.amazon.com/dp/B094DFQ18N/> (Year: 2021).\*

(Continued)

*Primary Examiner* — Jack Reickel  
*Assistant Examiner* — Bobby W Jones, II

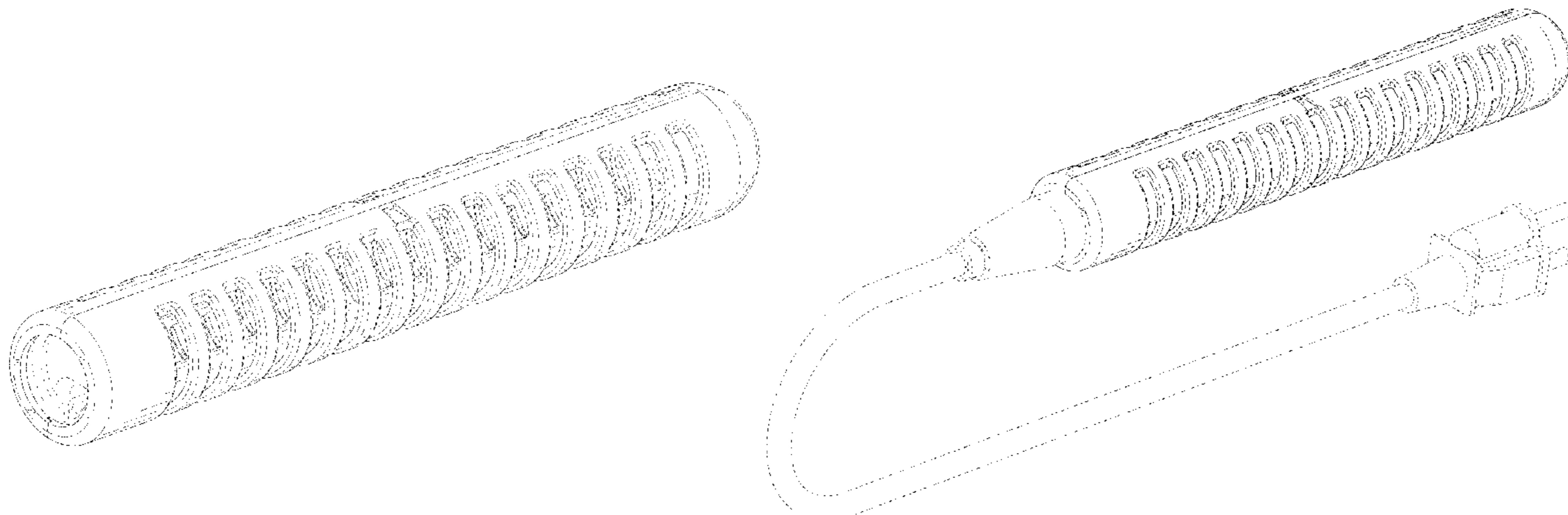
(57) **CLAIM**

The ornamental design for a protective shell for heating rod, as shown and described.

**DESCRIPTION**

FIG. 1 is a front and top perspective view of a protective shell for heating rod, showing our new design;  
 FIG. 2 is a rear and bottom perspective view thereof;  
 FIG. 3 is a front elevation view thereof;  
 FIG. 4 is a rear elevation view thereof;  
 FIG. 5 is a left side elevation view thereof;  
 FIG. 6 is a right side elevation view thereof;  
 FIG. 7 is a top plan view thereof;  
 FIG. 8 is a bottom plan view thereof; and,  
 FIG. 9 is another perspective view thereof, shown in a using position.  
 The dash lines in the figures illustrate portions of the protective shell for heating rod that form no part of the claimed design. The broken lines showing of a heating rod in FIG. 9 depict environmental structure that form no part of the claimed design.

**1 Claim, 9 Drawing Sheets**



(56)

**References Cited**

U.S. PATENT DOCUMENTS

8,173,940 B2 \* 5/2012 Wang ..... A01K 63/065  
219/544  
D718,849 S \* 12/2014 Lutz ..... D23/316  
D757,916 S \* 5/2016 Bellia ..... D23/316  
D937,842 S 12/2021 Hung et al.  
2009/0289156 A1 \* 11/2009 Marioni ..... A01K 63/065  
248/206.2  
2010/0140256 A1 \* 6/2010 Wang ..... A01K 63/065  
219/544  
2021/0059226 A1 \* 3/2021 Su ..... H05B 3/44

OTHER PUBLICATIONS

Submersible Aquarium Heater Fish Tank Heater, Oct. 11, 2020,  
Amazon, site visited Feb. 17, 2023: <https://www.amazon.com/dp/B08KZKXGQ9/> (Year: 2020).\*

Boxtech Aquarium Heater, Dec. 27, 2018, Amazon, site visited Feb.  
17, 2023: <https://www.amazon.com/dp/B07MH43CQY/> (Year: 2018).\*

Huichao Wang, Longbao Wang and Protective shell for heating rod  
<https://detail.tmall.com/item.htm?abbucket=12&id=650423343082>.

\* cited by examiner

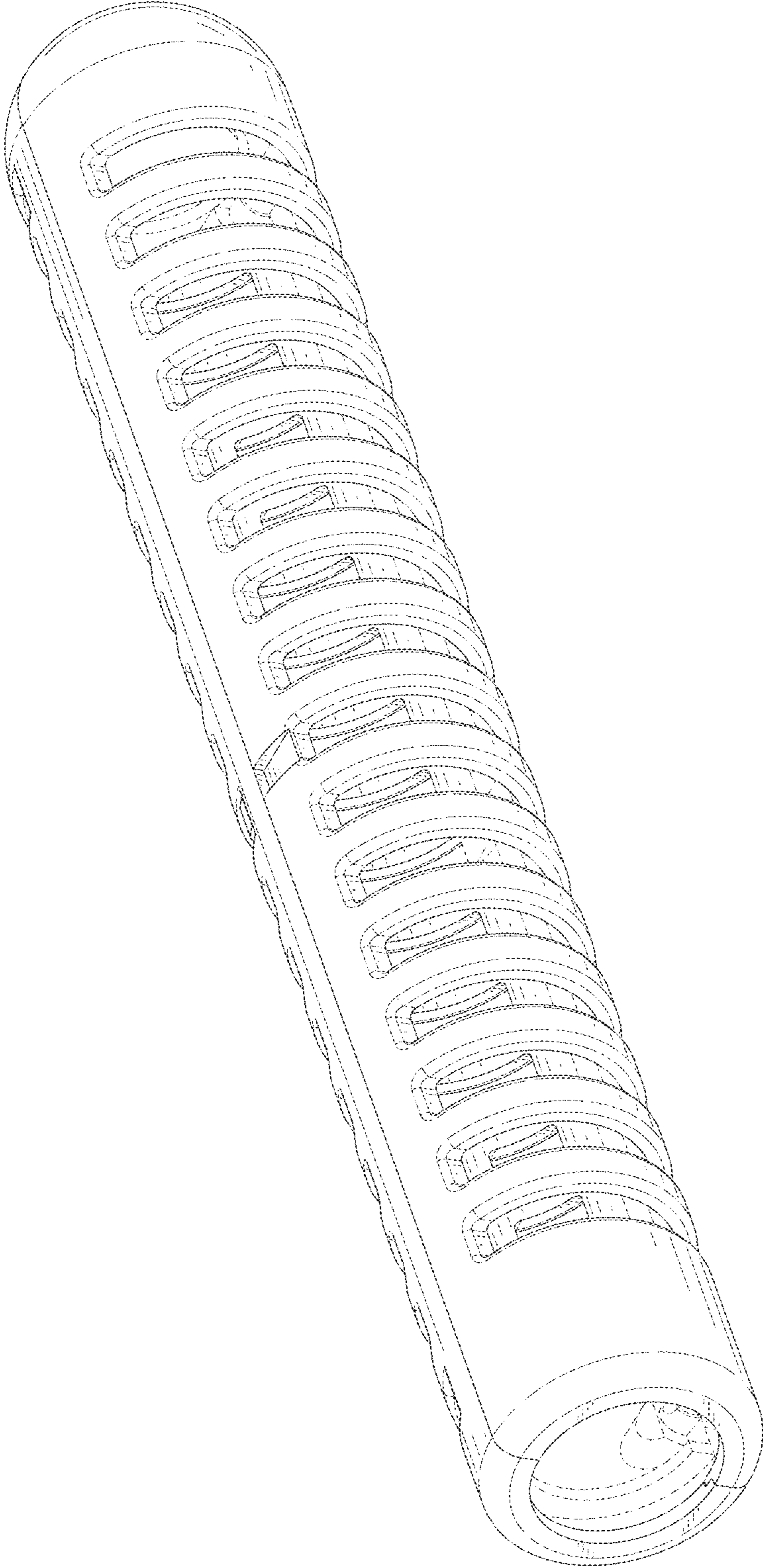


FIG. 1

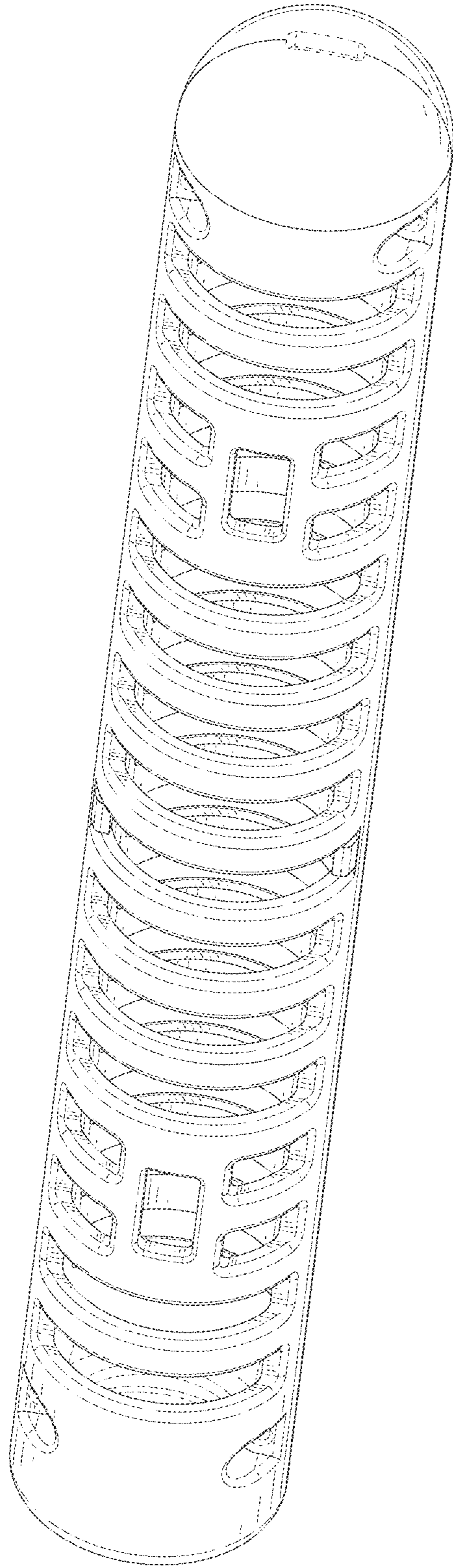


FIG. 2

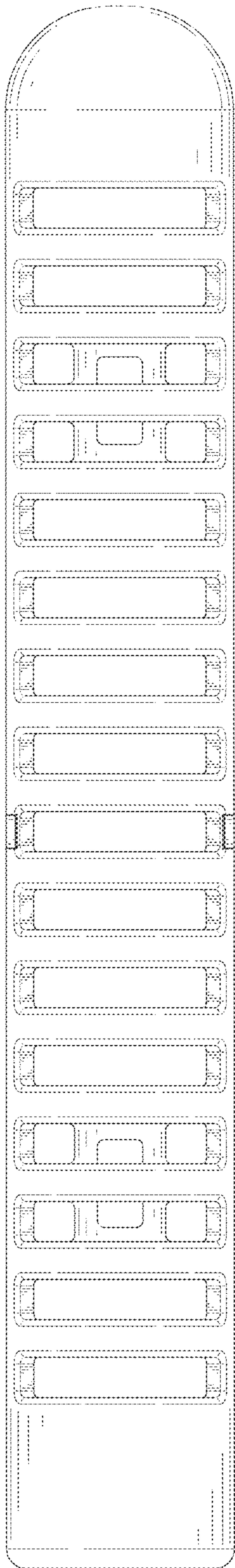


FIG. 3

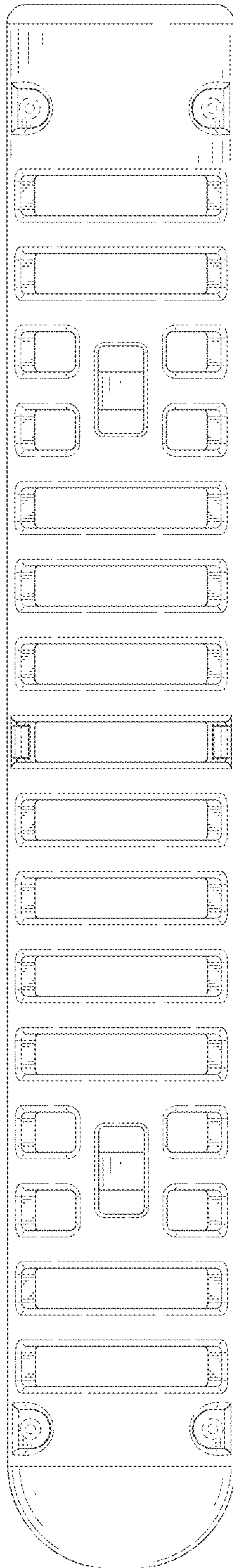


FIG. 4

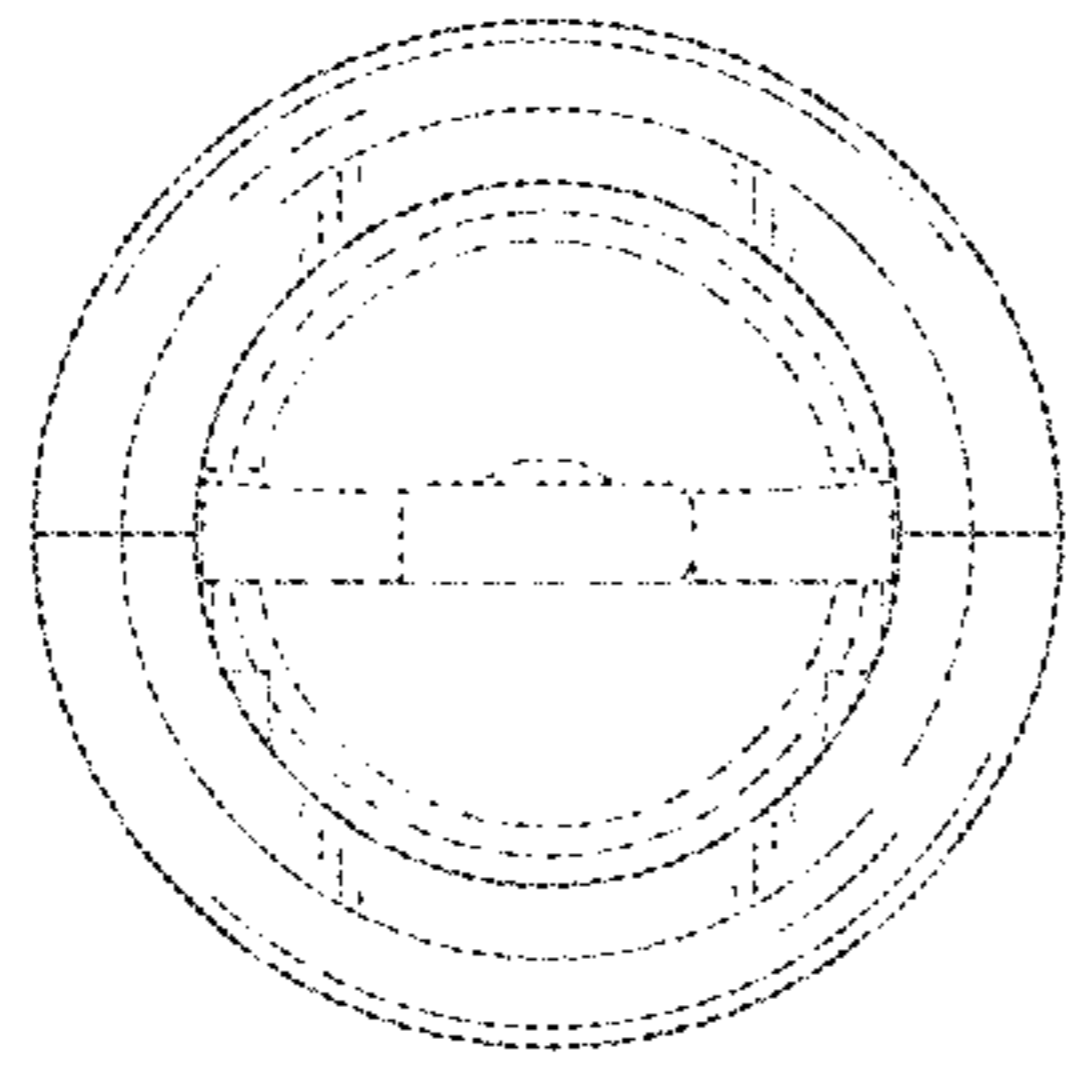


FIG. 5

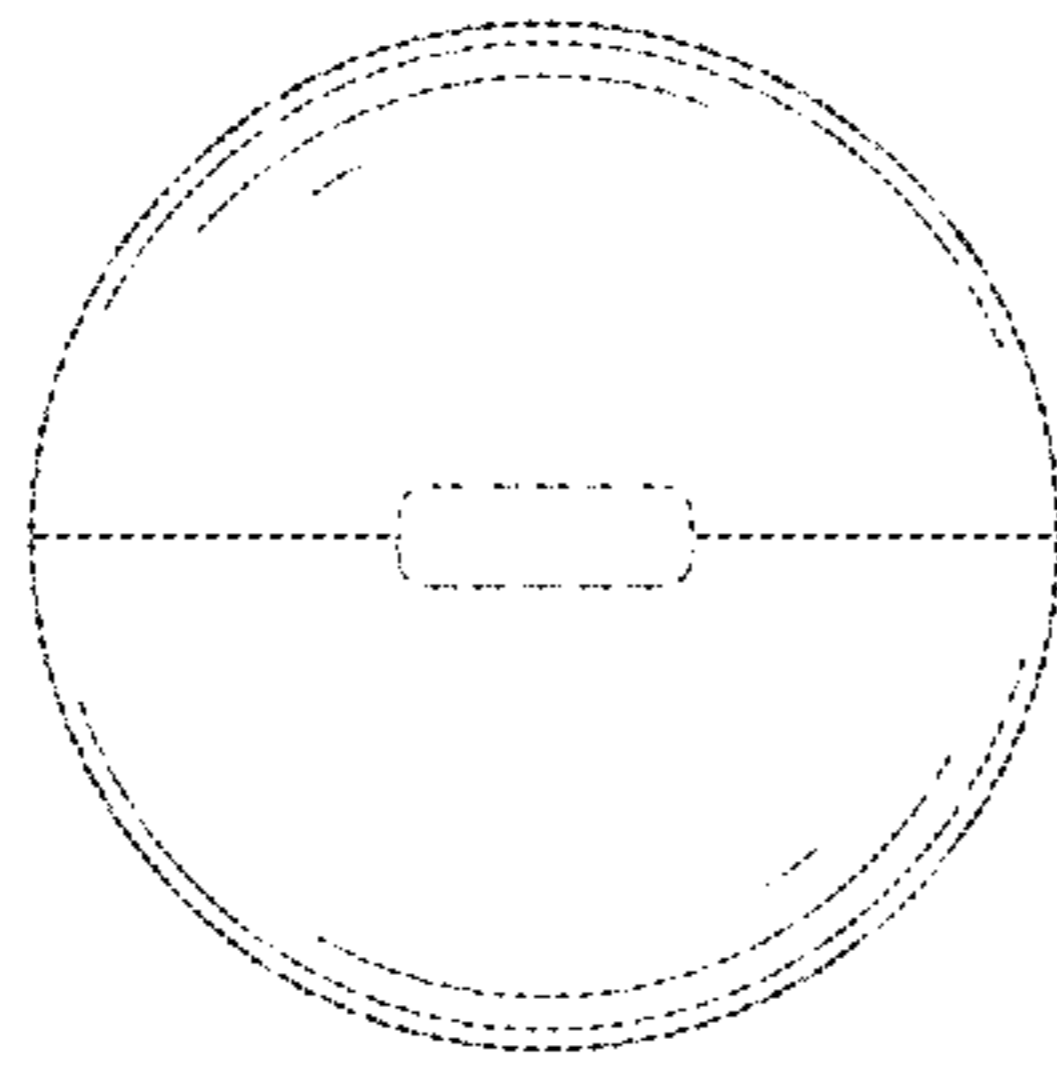


FIG. 6



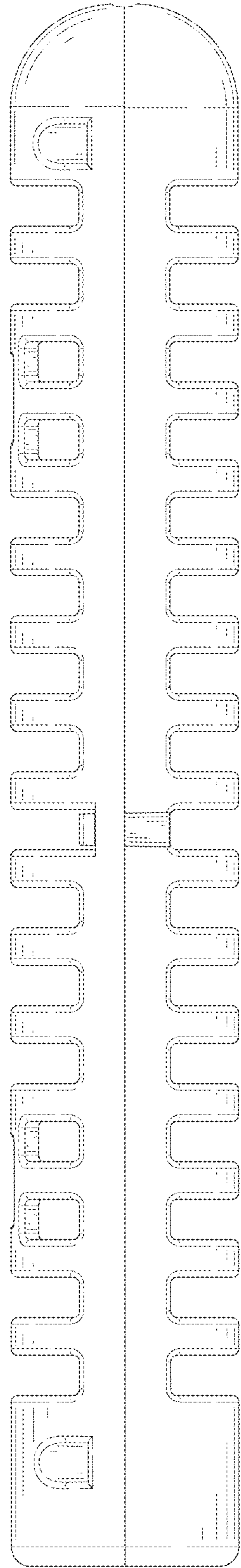


FIG. 7

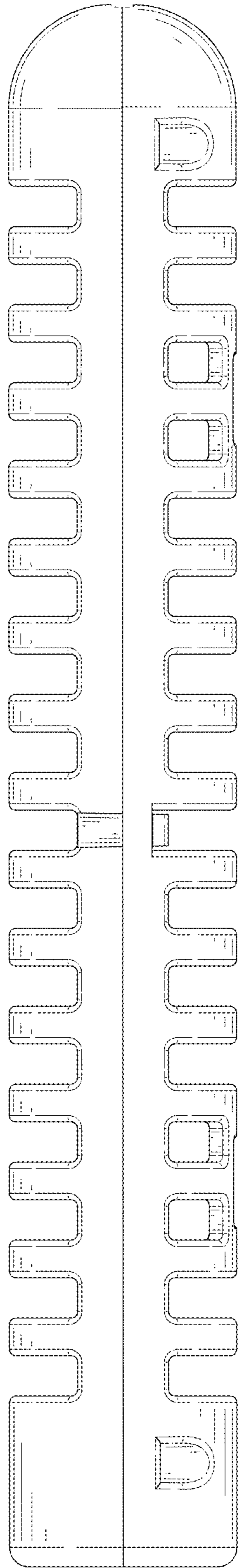


FIG. 8

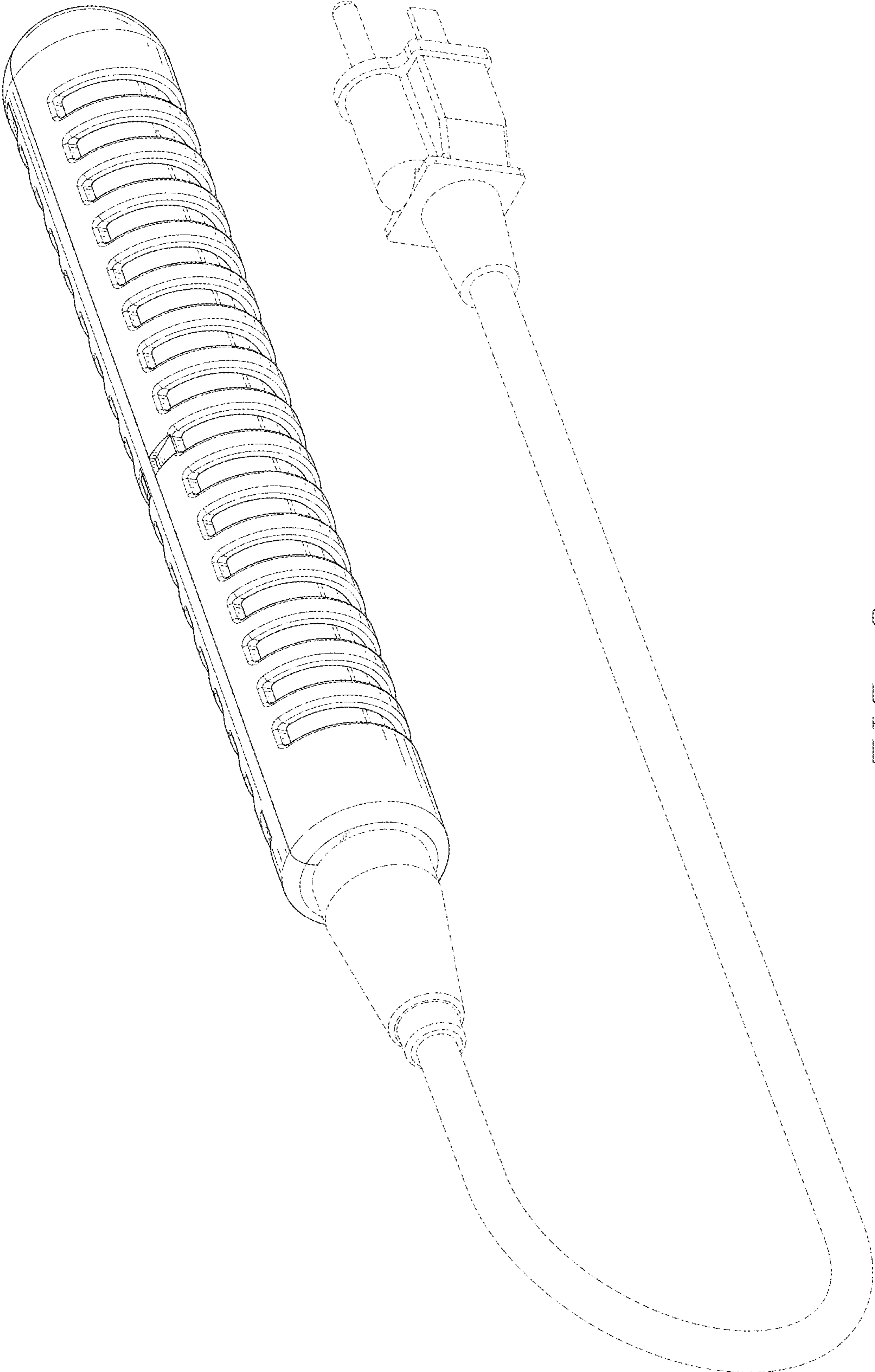


FIG. 9