



US00D988446S

(12) **United States Design Patent**
Tsuchihashi

(10) **Patent No.:** **US D988,446 S**

(45) **Date of Patent:** **** Jun. 6, 2023**

- (54) **HEAD FOR A GOLF CLUB**
- (71) Applicant: **SUMITOMO RUBBER INDUSTRIES, LTD.**, Kobe (JP)
- (72) Inventor: **Satoko Tsuchihashi**, Kobe (JP)
- (73) Assignee: **SUMITOMO RUBBER INDUSTRIES, LTD.**, Kobe (JP)
- (**) Term: **15 Years**

D701,277 S *	3/2014	Lee	D21/759
D707,772 S *	6/2014	Oldknow	D21/759
D719,626 S *	12/2014	Asatsuma	D21/759
D720,025 S *	12/2014	Nicolette	D21/759
D720,418 S *	12/2014	Chen	D21/759
D760,335 S *	6/2016	Song	D21/752
D763,991 S *	8/2016	Cardani	D21/759
D763,992 S *	8/2016	Cardani	D21/759
D763,993 S *	8/2016	Cardani	D21/759
D767,065 S *	9/2016	Asazuma	D21/759
D791,255 S *	7/2017	Jertson	D21/752

(Continued)

(21) Appl. No.: **29/802,302**

(22) Filed: **Aug. 4, 2021**

(30) **Foreign Application Priority Data**

Feb. 5, 2021 (JP) 2021-002537 D

(51) **LOC (14) Cl.** **21-02**

(52) **U.S. Cl.**
USPC **D21/759**

(58) **Field of Classification Search**
USPC D21/752, 759
CPC A63B 53/00; A63B 53/04; A63B 53/0466;
A63B 2053/0445; A63B 2053/0433;
A63B 2053/0491; A63B 2053/0437;
A63B 60/00; A63B 60/46
See application file for complete search history.

(56) **References Cited**

U.S. PATENT DOCUMENTS

D475,108 S *	5/2003	Madore	D21/759
D511,553 S *	11/2005	Madore	D21/759
D512,474 S *	12/2005	Madore	D21/759
D512,475 S *	12/2005	Madore	D21/759
D516,152 S *	2/2006	Madore	D21/759
D612,442 S *	3/2010	Oldknow	D21/759
D665,472 S *	8/2012	McDonnell	D21/759
D680,180 S *	4/2013	Clausen	D21/759
D684,230 S *	6/2013	Roberts	D21/752
D686,291 S *	7/2013	Foster	D21/759

OTHER PUBLICATIONS

dunlopsports.com (2 pages); Jan. 20, 2023.*

(Continued)

Primary Examiner — Mitchell I. Siegel

(74) *Attorney, Agent, or Firm* — Birch, Stewart, Kolasch & Birch, LLP

(57) **CLAIM**

The ornamental design for a head for a golf club, as shown and described.

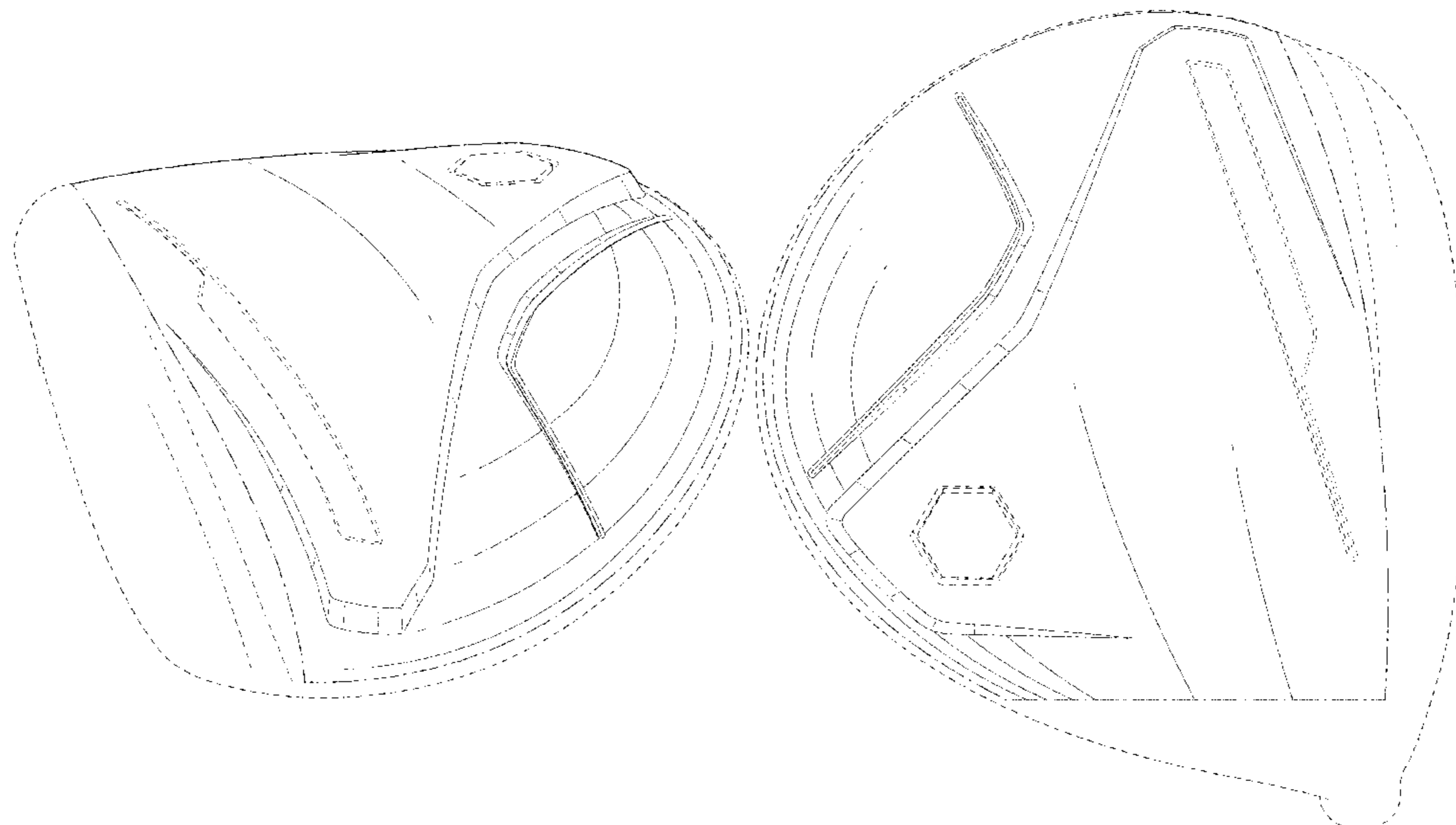
DESCRIPTION

FIG. 1 is a first perspective view of a head for a golf club showing my new design;
FIG. 2 is a second perspective view thereof;
FIG. 3 is a front view thereof;
FIG. 4 is a left side view thereof;
FIG. 5 is a right side view thereof;
FIG. 6 is a top view thereof; and,
FIG. 7 is a bottom view thereof.

The broken lines depict portions of the head for a golf club in which the design is embodied that are not considered part of the claimed design.

The dot-dash lines show a boundary between the claimed design and unclaimed portions.

1 Claim, 7 Drawing Sheets



(56)

References Cited

U.S. PATENT DOCUMENTS

D794,733	S	*	8/2017	Milleman	D21/752
D798,406	S	*	9/2017	Asatsuma	D21/759
D801,462	S	*	10/2017	Wang	D21/752
D837,316	S	*	1/2019	Harbert	D21/752
D861,813	S	*	10/2019	Asatsuma	D21/759
D907,729	S	*	1/2021	Kim	D21/752
D909,520	S	*	2/2021	Tsuchihashi	D21/759
D909,521	S	*	2/2021	Tsuchihashi	D21/759
D912,748	S	*	3/2021	Foster	D21/759
D912,749	S	*	3/2021	Foster	D21/759
D921,793	S	*	6/2021	Tsuchihashi	D21/759
D921,795	S	*	6/2021	Tsuchihashi	D21/759
D956,898	S	*	7/2022	Kroloff	D21/752
D956,899	S	*	7/2022	Kroloff	D21/752
D956,900	S	*	7/2022	Kroloff	D21/752
D968,540	S	*	11/2022	Foster	D21/759
D968,541	S	*	11/2022	Vu	D21/759

OTHER PUBLICATIONS

- Xxio golf clubs google search; google.com; Feb. 1, 2023.*
- Golf fairway woods google search; google.com; Jan. 6, 2023.*
- Golf hybrids google search; google.com; Jan. 20, 2023.*
- Golf woods google search; google.com; Jan. 6, 2023.*

* cited by examiner

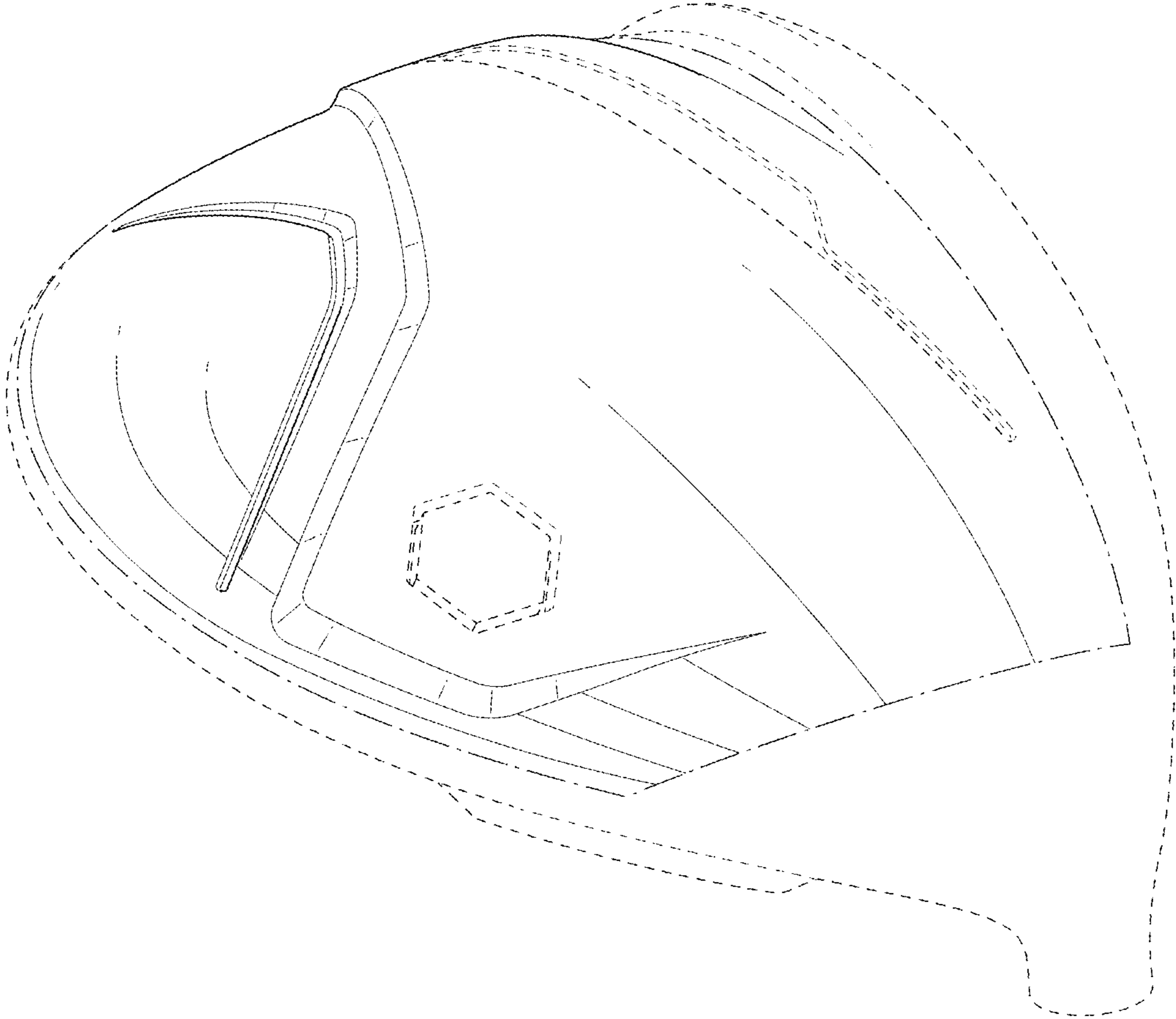


Fig. 1

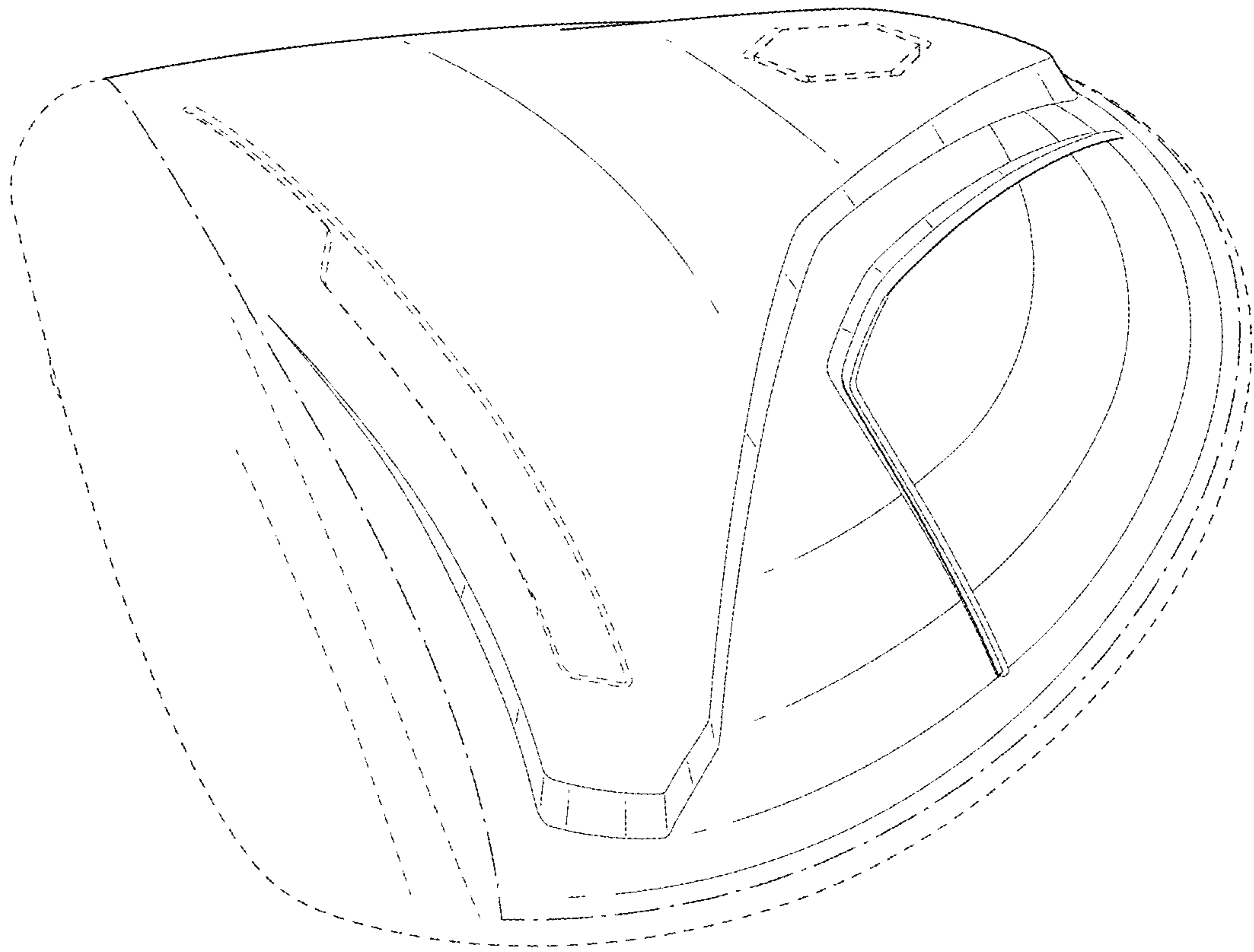


Fig.2

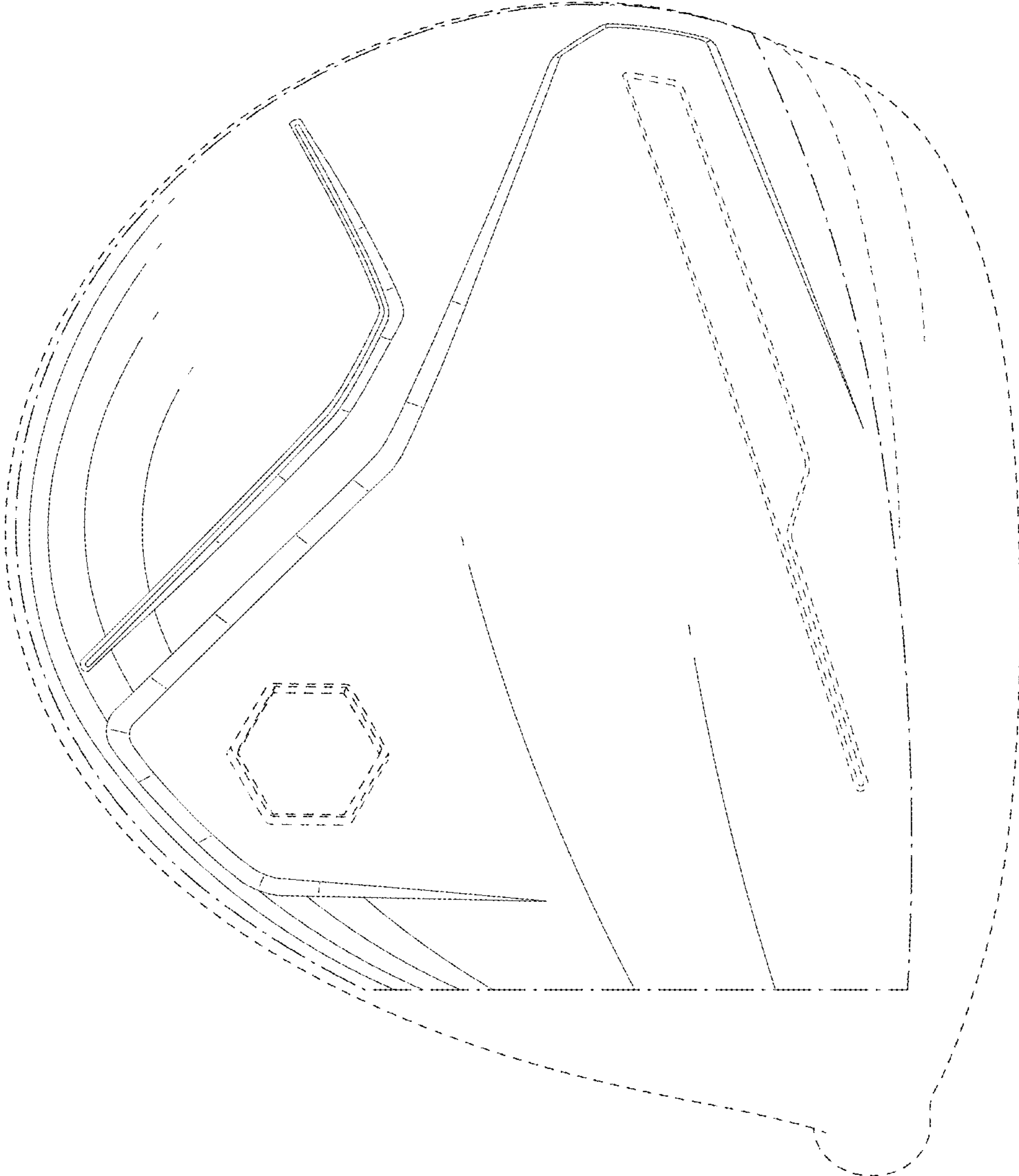


Fig.3

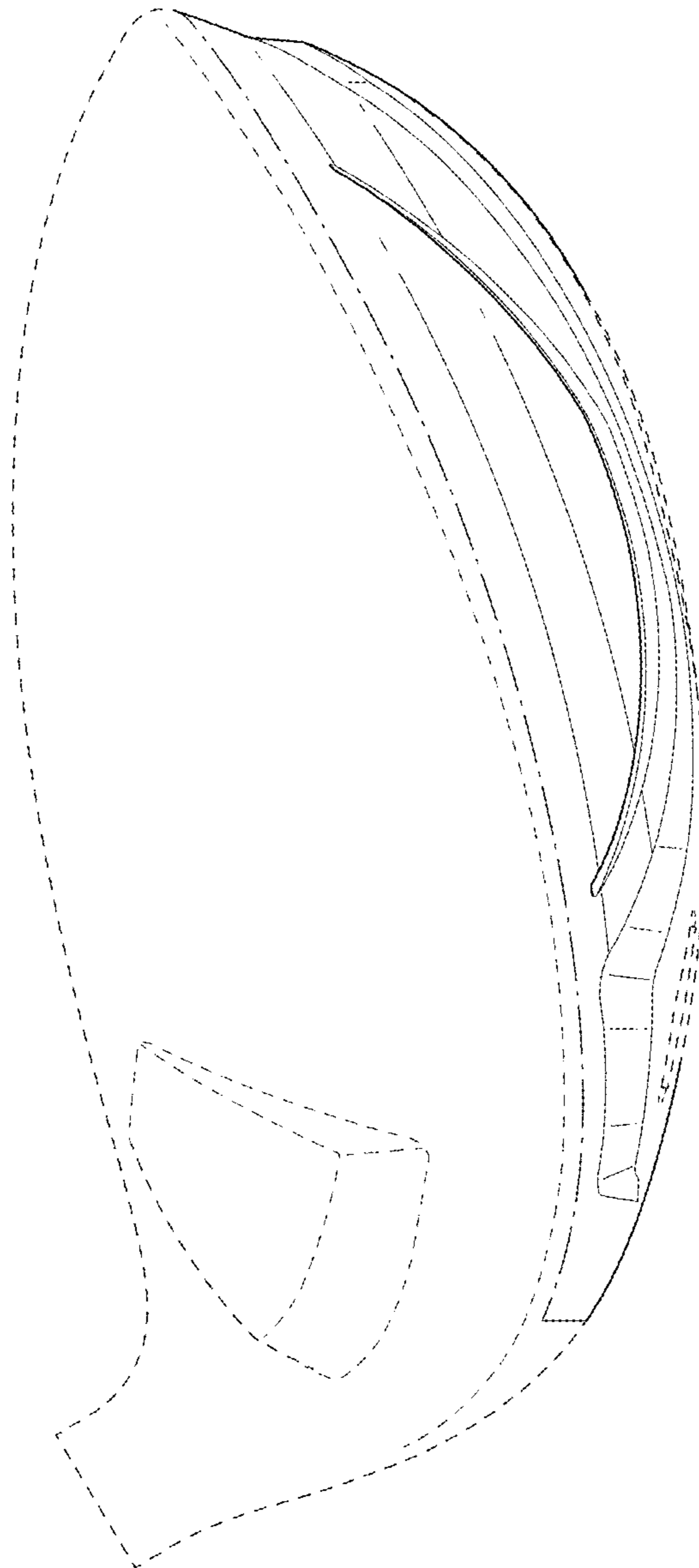


Fig.4




Fig.5

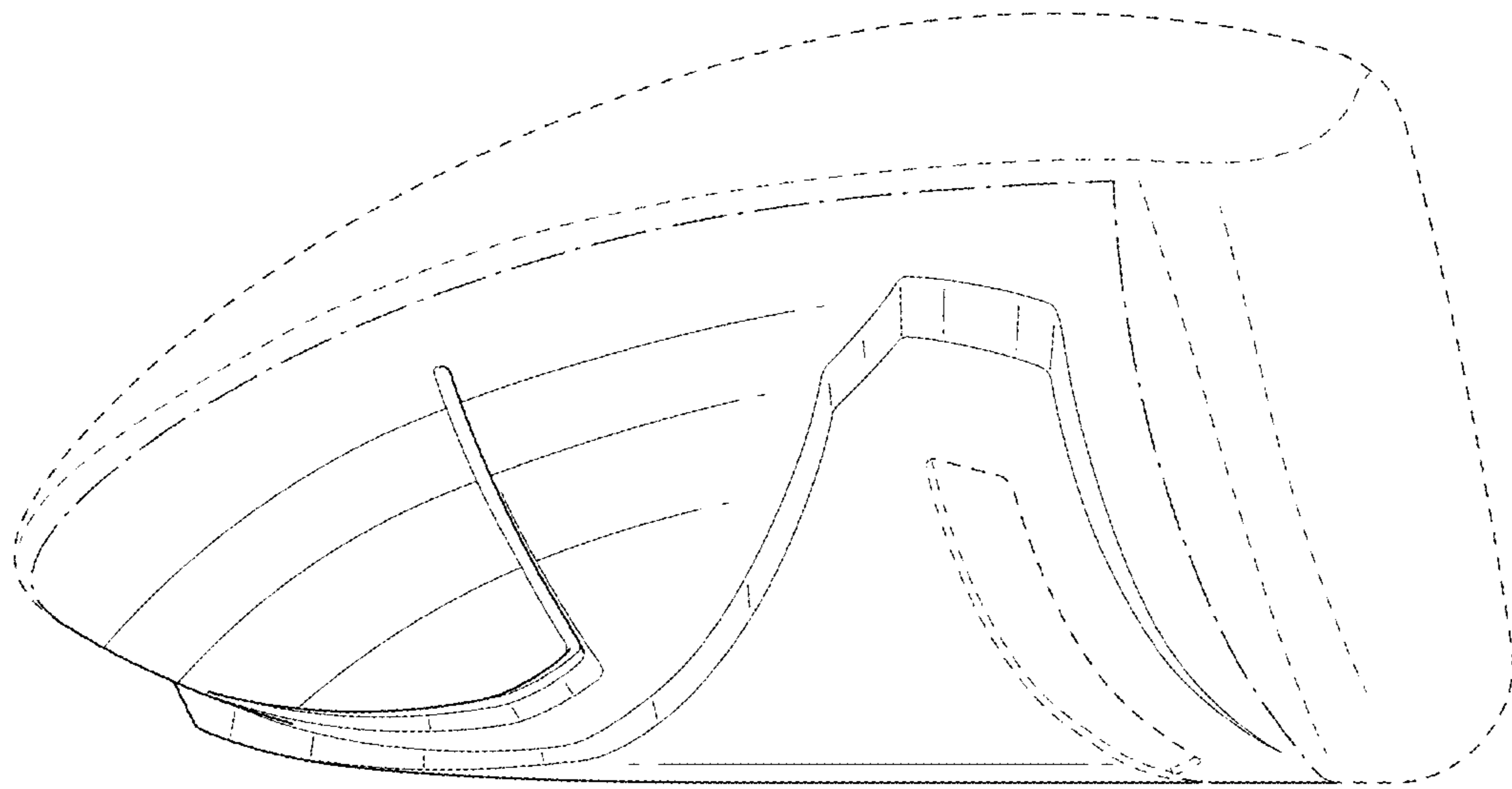


Fig.6

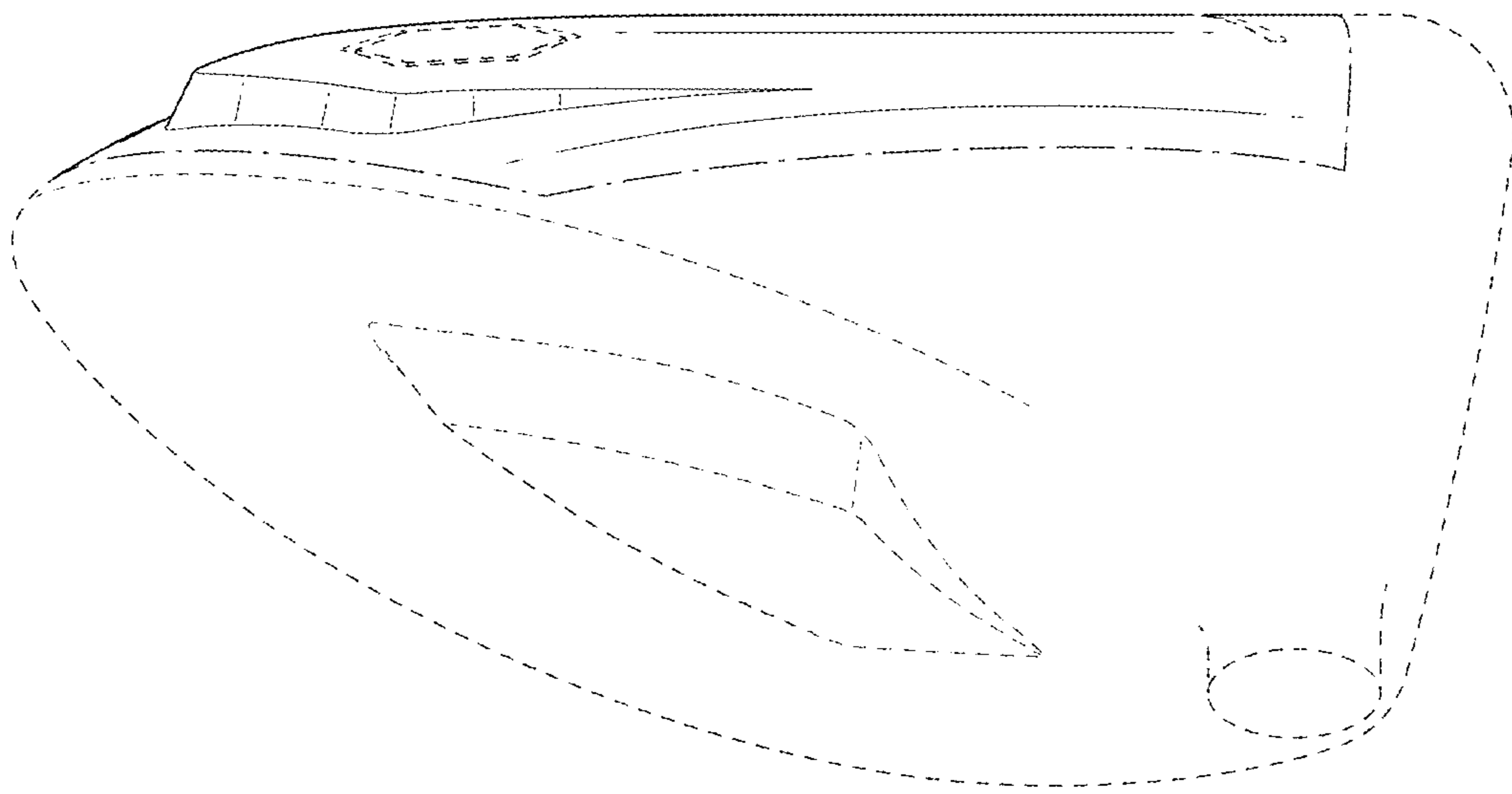


Fig. 7