



US00D988417S

(12) **United States Design Patent** (10) **Patent No.:** **US D988,417 S**
Colvin et al. (45) **Date of Patent:** **** Jun. 6, 2023**

(54) **GAMING MACHINE SIGNAGE**
(71) Applicant: **GAMING ARTS, LLC**, Las Vegas, NV (US)
(72) Inventors: **David Colvin**, Las Vegas, NV (US); **Eric D. Colvin**, Las Vegas, NV (US)
(73) Assignee: **Gaming Arts, LLC**, Las Vegas, NV (US)
(**) Term: **15 Years**
(21) Appl. No.: **29/732,736**
(22) Filed: **Apr. 27, 2020**

D624,604 S * 9/2010 Wudtke D21/370
D625,368 S * 10/2010 Nelson D21/370
D665,033 S * 8/2012 DeSimone D21/385
D665,853 S 8/2012 DiSimone
D673,622 S * 1/2013 Wudtke D21/385
D681,129 S 4/2013 DiSimone
D706,359 S * 6/2014 Wudtke D21/385
(Continued)

Related U.S. Application Data

(62) Division of application No. 29/662,808, filed on Sep. 8, 2018, now Pat. No. Des. 886,206.
(51) **LOC (14) Cl.** **21-01**
(52) **U.S. Cl.**
USPC **D21/385**
(58) **Field of Classification Search**
USPC D21/369, 370, 385; D20/19, 21
CPC G07F 17/3211
See application file for complete search history.

References Cited

U.S. PATENT DOCUMENTS

D383,802 S 9/1997 Levy
D412,347 S 7/1999 DeSimone
D519,571 S * 4/2006 Myers D21/369
D524,380 S 7/2006 Seelig
D536,390 S 2/2007 Van Ness
D536,391 S 2/2007 Van Ness
D562,912 S * 2/2008 Myers D21/385
D569,919 S 5/2008 Zielinski
D591,360 S * 4/2009 Fiore D21/385
D601,637 S * 10/2009 Myers D21/385
7,614,949 B2 11/2009 Anderson

OTHER PUBLICATIONS

\$ Oval Slot Machine Toppers https://www.icollector.com/Lot-of-4-Oval-Light-Up-Slot-Machine-Topper-Signs_i17224656 2013.*

Primary Examiner — George D. Kirschbaum
(74) *Attorney, Agent, or Firm* — FisherBroyles, LLP; Rob L. Phillips

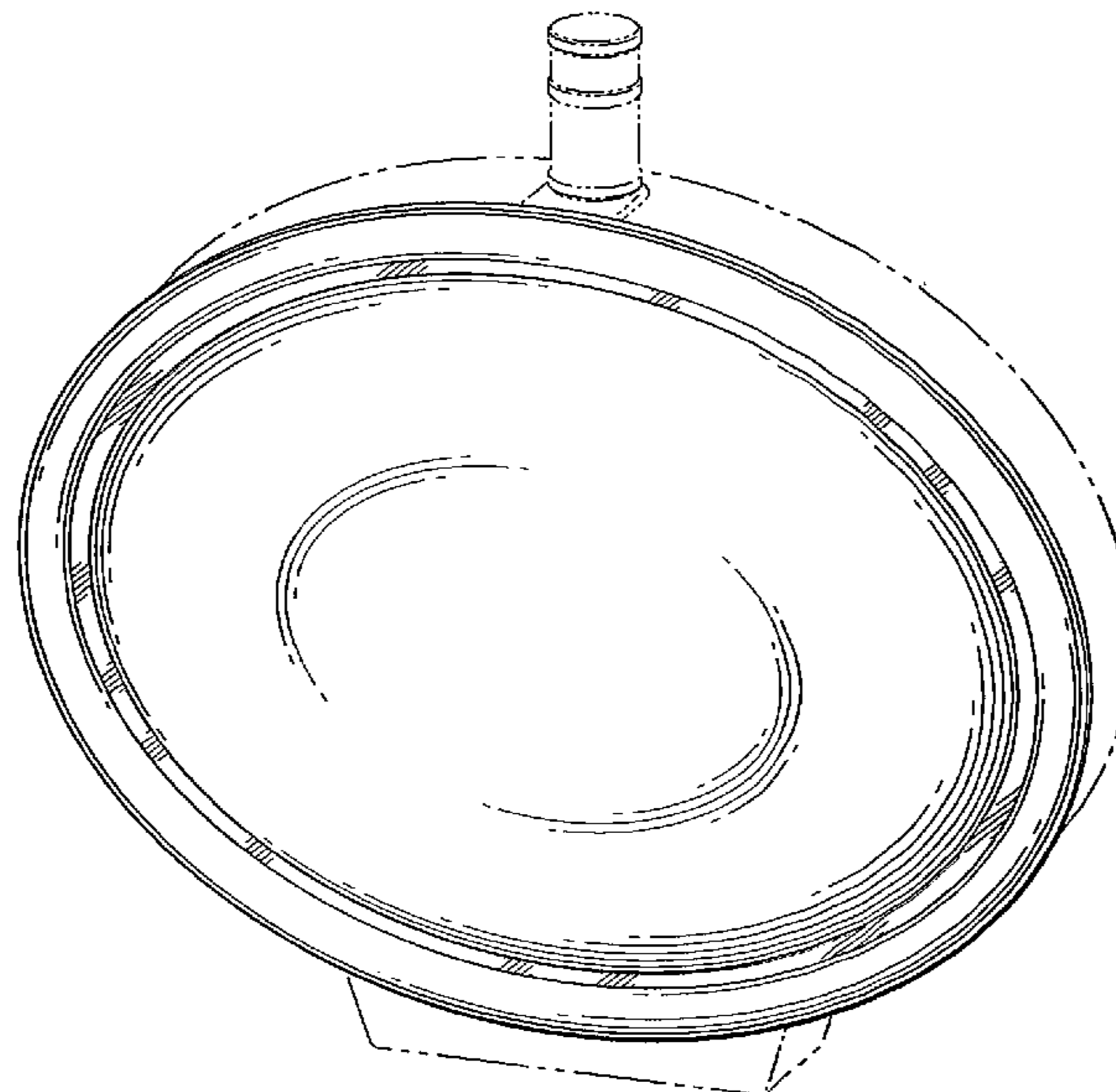
(57) **CLAIM**

The ornamental design for gaming machine signage, as shown and described.

DESCRIPTION

FIG. 1 is a perspective view of the gaming machine signage showing our new design;
FIG. 2 is a front elevational view of the gaming machine signage of FIG. 1;
FIG. 3 is a left side elevational view of the gaming machine signage of FIG. 1;
FIG. 4 is a right side elevational view of the gaming machine signage of FIG. 1;
FIG. 5 is a rear elevational view of the gaming machine signage of FIG. 1;
FIG. 6 is a top plan view of the gaming machine signage of FIG. 1; and,
FIG. 7 is a bottom plan view of the gaming machine signage of FIG. 1.
In the drawings, the broken lines depict environmental subject matter only and form no part of the claimed design.

1 Claim, 2 Drawing Sheets



(56)

References Cited

U.S. PATENT DOCUMENTS

8,808,094 B2 * 8/2014 DeSimone G07F 17/3211
463/30
D805,134 S * 12/2017 Tsai D21/385
D813,313 S * 3/2018 Bussey D21/385
D814,575 S 4/2018 Colvin
9,972,161 B2 * 5/2018 Bernard G07F 17/3211
D846,651 S 4/2019 Colvin
D875,838 S * 2/2020 Urban D21/370
D884,080 S * 5/2020 Gibson D21/385
D900,938 S * 11/2020 Lesourd D21/369
D969,928 S * 11/2022 Lamb D21/369

* cited by examiner

FIG. 1

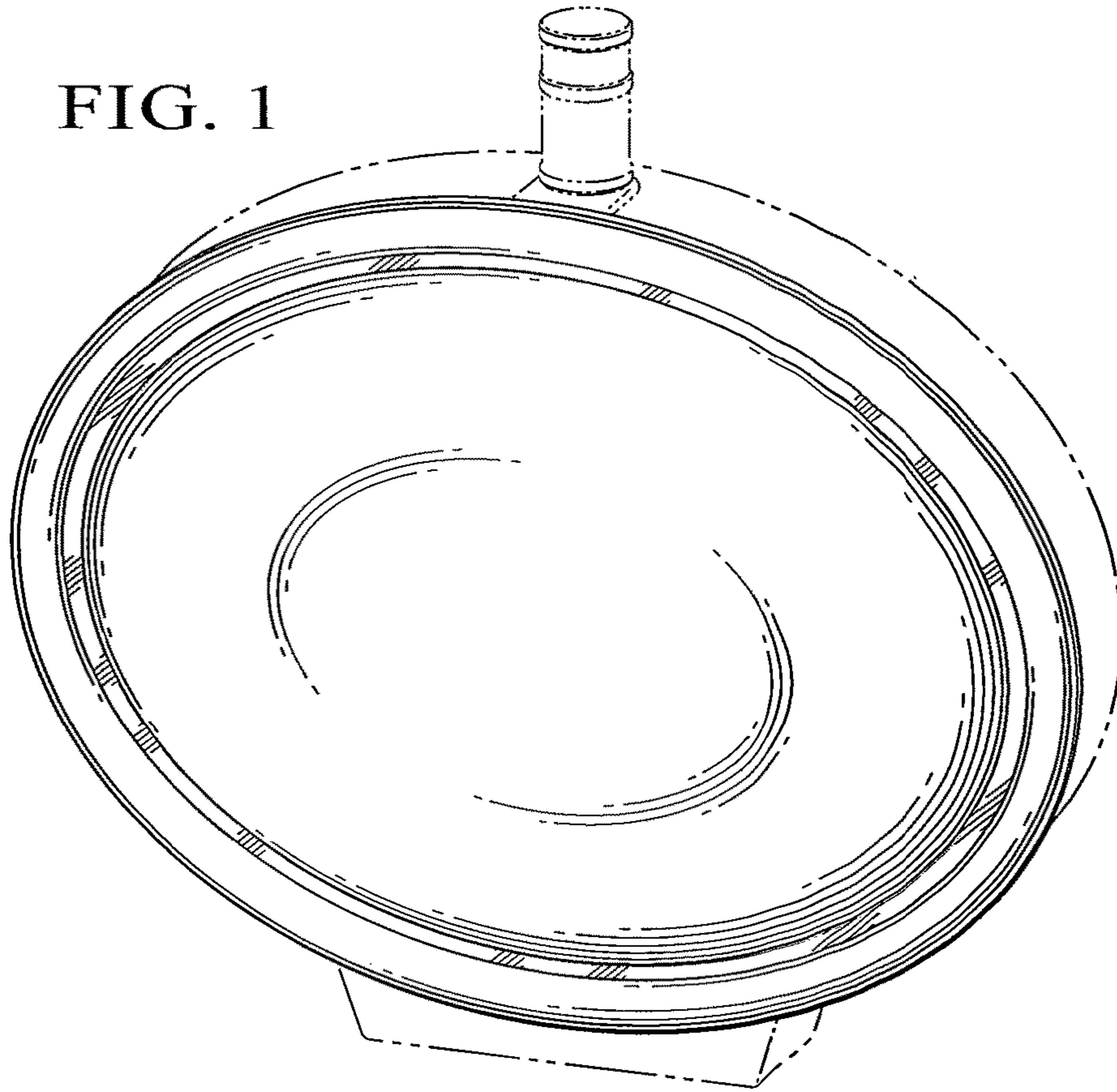


FIG. 2

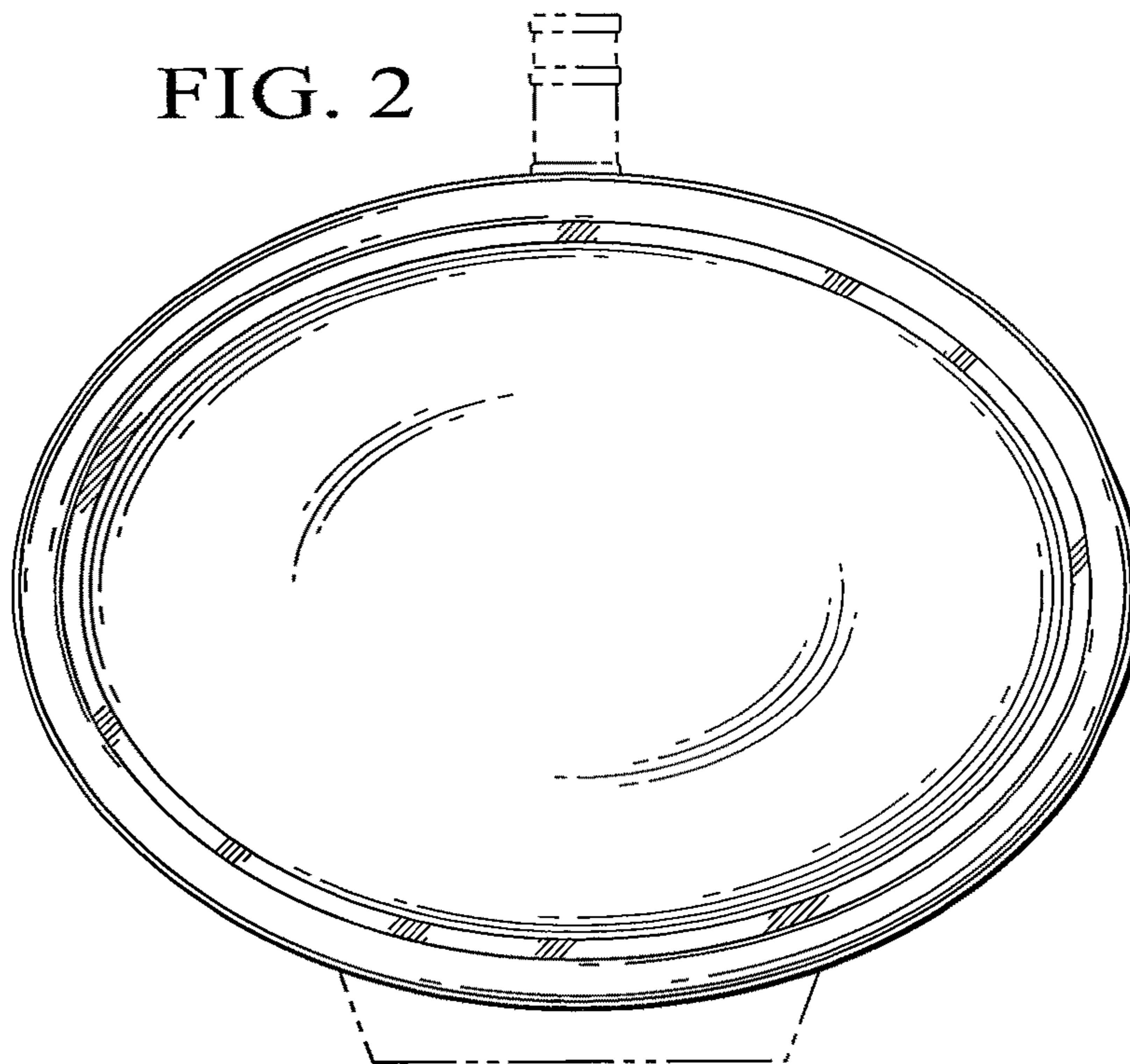
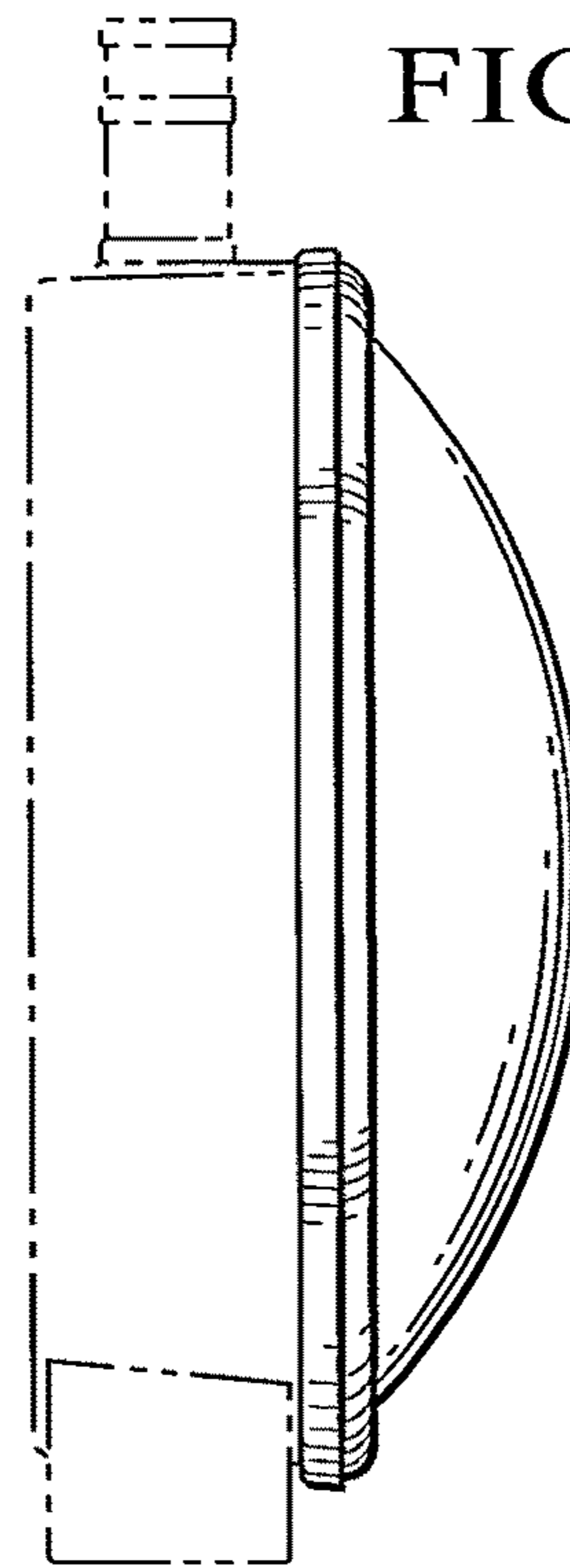


FIG. 3



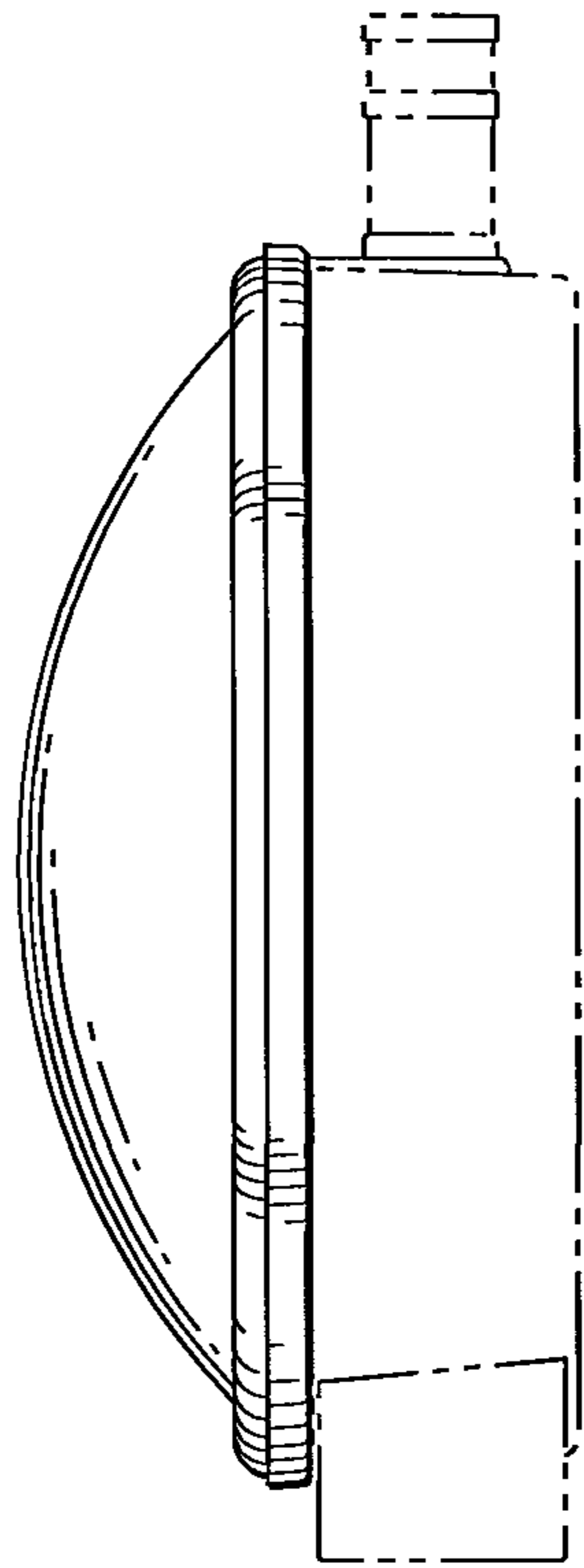


FIG. 4

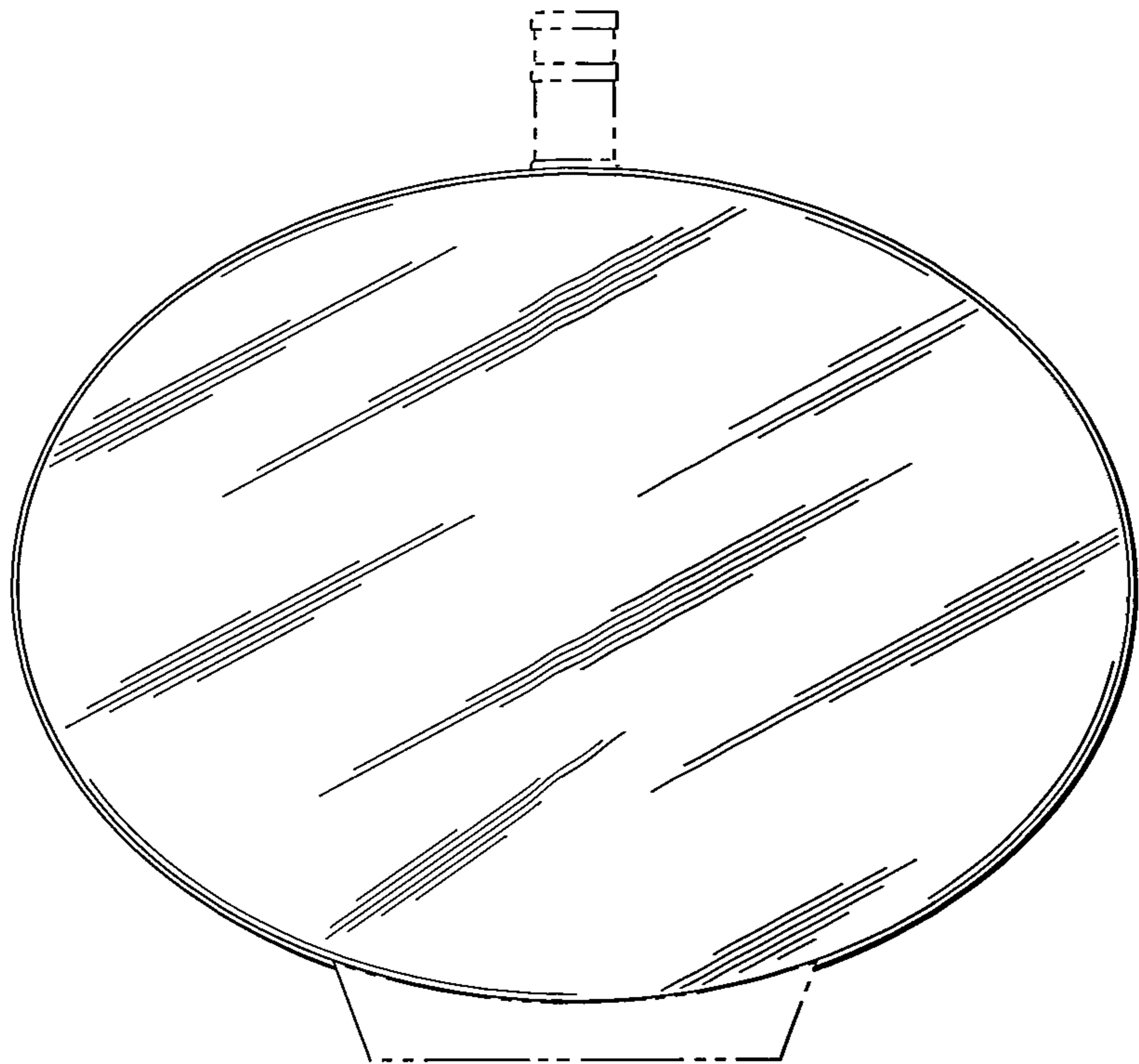


FIG. 5

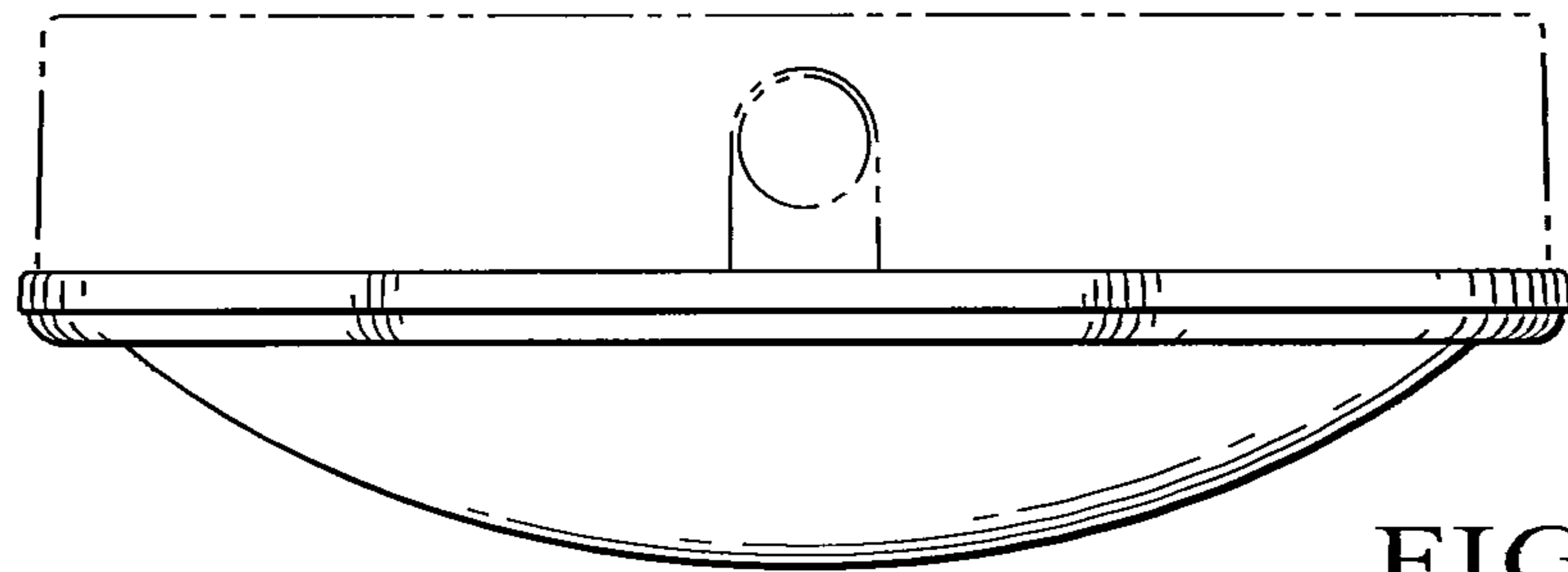


FIG. 6

FIG. 7

